

DELABIE



HEALTHCARE

2023/2024

DELABIE

UK RECOMMENDED PRICE EXCL. VAT
FROM 01/01/2023 TO 31/12/2023
These prices may be subject to change

CONTACTS

HEAD OFFICE & PRODUCTION SITE

18, rue du Maréchal Foch
80130 Friville
FRANCE

UK OFFICE

Henderson House
Hithercroft Road
Wallingford
Oxon
OX10 9DG

delabie.co.uk

Please contact our Sales Team for details of your local Sales Representative (13 Area Sales Managers cover the UK market).

SALES

Tel. 01491 824449
Fax 01491 825727
orders@delabie.co.uk

COMMERCIAL ADVICE SPECIFICATION SUPPORT

Tel. 01491 526820
Fax 01491 825727
commercial.advice@delabie.co.uk

QUOTES & PROJECTS

Tel. 01491 821822
Fax 01491 825727
quotes@delabie.co.uk

TECHNICAL SUPPORT

Tel. 01491 821821
Fax 01491 825727
technical@delabie.co.uk



Certification
ISO 9001: 2015
quality management
systems

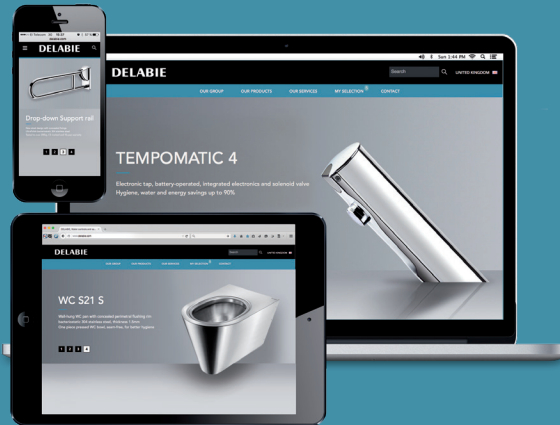
ACS

Certificate of Sanitary Conformity.

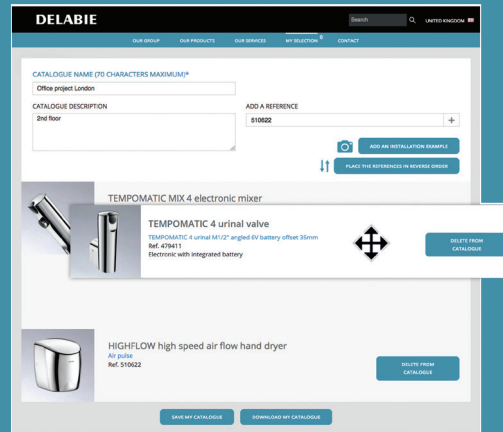
All DELABIE products conform to the CPDW* directive modified 29/05/1997, and the French Ministry of Health circular DGS/SD7A2002 no. 571 dated 25/11/2002.

* Construction Products in Contact with Drinking Water (European Commission).

delabie.co.uk available features



SUITABLE FOR TABLETS AND SMARTPHONES

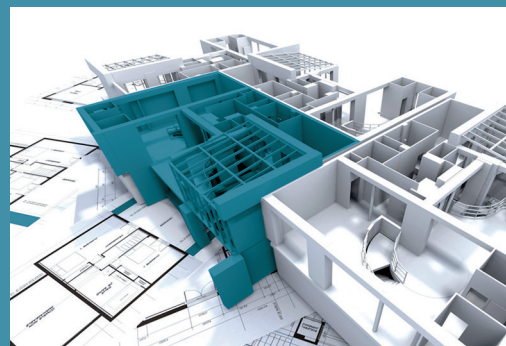


CREATE A PERSONALISED CATALOGUE

Create your own catalogue using your own product selection.

You can personalise it by giving it a project name and description, by choosing the order for the products to appear and by adding lifestyle images.

This catalogue will then be available in Word, PDF and Excel formats.

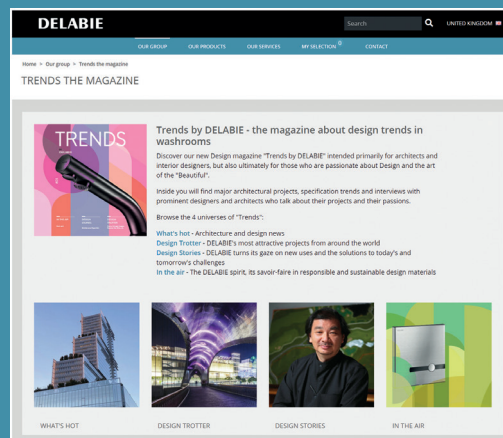


BIM: DELABIE'S CORE PRODUCTS ARE NOW AVAILABLE

To meet the requirements of BIM technology, DELABIE has modelled its core products.

Available in 3 formats - REVIT, IFC and ARCHICAD, the files can be downloaded via the relevant product data sheet or via datashare.


The list of references available in BIM format is available in **Our Services - BIM Files**.



TRENDS THE MAGAZINE: THE DESIGN TRENDS TAB

Browse the "Trends by DELABIE" magazine intended for those who are passionate about Design and the art of the "Beautiful".

Discover the 4 universes of "Trends" with major international projects, specification trends as well as interviews with prominent designers and architects who talk about their projects and their passions.

**ANTI-LEGIONELLA & ALL-GERM POINT-OF-USE FILTERS.....15****MIXERS & TAPS FOR WASHBASINS25****MIXERS & TAPS FOR SINKS & TROUGHS59****WALL-MOUNTED MIXERS & TAPS FOR BASINS, SINKS & TROUGHS.....81****FOOT OR KNEE-OPERATED CONTROLS & ACCESSORIES.....95****MIXERS FOR SHOWERS107****ACCESSORIES FOR SHOWERS139****BED PAN CLEANERS & WCs.....149****SANITARY WARE183****SAFETY CONTROLS.....197****SPARE PARTS, CERTIFICATION
REFERENCE INDEX205**



DELABIE

ON
OFF
HOT
COLD

Solutions to the problems faced by healthcare facilities and retirement homes

4 INFECTION CONTROL
WATER QUALITY REGULATIONS

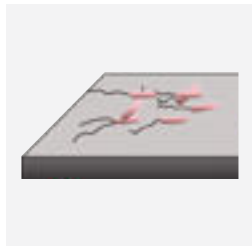
8 DELABIE'S SOLUTIONS FOR INFECTION CONTROL

10 DELABIE'S SOLUTIONS TO REDUCE THE RISK OF SCALDING

12 DELABIE'S SOLUTIONS FOR EASE, COMFORT AND ERGONOMICS

13 DELABIE'S SOLUTIONS FOR WATER AND ENERGY SAVINGS


Stages in the development of biofilm on a surface




1: Cell attachment




2: Irreversible cell attachment



3: Biofilm maturation phase I



4: Biofilm maturation phase II



5: Cell dispersion

Source: Chinks in the Armor of Bacterial biofilms Monroe D PLoS Biology Vol. 5, No. 11, e307 doi: 10.1371/journal.pbio.0050307/D. Davis.

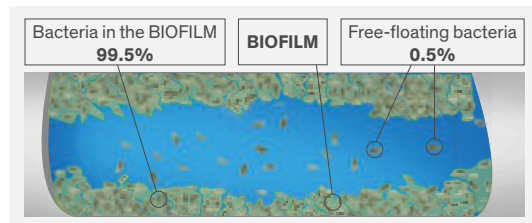
CONTROLLING BIOFILM

Naturally present in mixers, taps and pipework, biofilm is a collection of microorganisms (bacteria, algae, fungi, etc.) adhering to each other and to surfaces that are generally in contact with water, and which is characterised by the secretion of a protective and adhesive matrix (slime).

Various studies have shown that, regardless of the material used (copper, CPVC, stainless steel, polypropylene, etc.), biofilm forms systematically after several weeks or months even on biocidal materials.

99.5% of bacteria found in these installations are trapped in the biofilm, which provides the ideal environment (water, temperature and nutritional conditions) for them to proliferate. If the conditions are favourable, the bacteria multiply and form aggregates that can easily become detached and contaminate the water supply.

Biofilm is impossible to eradicate, but its development can still be controlled.



THE FIGHT AGAINST WATERBORNE BACTERIA

Infection control must be the priority for healthcare facilities, which shelter many germs such as viruses and bacteria.

There are two types of waterborne bacteria which are responsible for healthcare acquired infections in hospitals:

- bacteria in the system which develop when in contact with water e.g. *Legionella spp.*
- bacteria at the point-of-use (water controls) which develop when in contact with air/water e.g. *Pseudomonas aeruginosa*, *Mycobacterium avium*, *Mycobacterium xenopi*, etc.

Since these two types of bacteria are very different, bacteriological monitoring must be appropriate for both types.

LEGIONELLA

This bacteria lives naturally in fresh water and man-made water features.

For optimal development Legionella requires 2 main elements:

- water at a temperature between 25°C and 45°C.
- stagnant water and the presence of other microorganisms capable of providing nutrients that its own metabolism is unable to produce, in addition to scale or corrosion.

Human contamination occurs via the respiratory route (inhaling contaminated water in aerosol format) and can lead to a serious pulmonary infection: legionellosis.

517
cases of Legionnaire's disease in the UK

Source: ECDC (European Centre for Disease Prevention and Control), 2019

MONITORING FOR LEGIONELLA

The United Kingdom, France, Germany and the majority of the European countries have specific requirements for monitoring for bacteria in the water distribution system.

These regulations have a common premise (circulating loops, hot water temperatures, etc.) but they also have specific aspects that could provide inspiration for other countries.

In the majority of European countries there is a legal obligation to safeguard the bacteriological quality of the water in the system by regular monitoring, sampling and analysis. However, the methods and subsequent follow-up action differ.

In France, the search for *Legionella* is obligatory. The Directive of 1st February, 2010 identifies three levels of monitoring and sampling protocols. Since 1st January, 2012, monitoring has been extended to all buildings open to the public. Germany has adopted the same threshold levels as France, while the United Kingdom is stricter: it conducts additional testing at levels over 100 Colony Forming Units per litre (CFU/L) and initiates curative procedures above 1,000 CFU/L.

Monitoring levels for *Legionella spp.*:

Alert level	< 100 CFU/L
Remedial action	> 100 CFU/L up to 1,000 CFU/L
Unacceptable level	> 1,000 CFU/L

CFU/L: Colony forming units/Litre

For severely immunocompromised high-risk patients in hospitals the draw-off at the point-of-use should always be free from *Legionella spp.* bacteria.

PSEUDOMONAS AERUGINOSA

Almost 40% of all cases of *Pseudomonas aeruginosa* originate while the patient is in hospital care (39%).

Pseudomonas aeruginosa, requires 2 elements in order to develop:

- water at a temperature between 4°C and 42°C (optimal development between 30°C and 37°C).
- the ability to oxidise.

Pseudomonas aeruginosa is transmitted by hand by healthcare staff and via infected medical equipment. Invasive surgery presents a high risk of transmission of this type of infectious agent.

There are several levels of *Pseudomonas aeruginosa* contamination.

Pseudomonas aeruginosa development in the spout

Pseudomonas aeruginosa primarily contaminates mixer and tap spouts, since it needs a mixture of air and water to develop.

Biofilm, niches and cavities in the spout walls protect the bacteria from treatments, and provide the ideal environment for the bacteria to proliferate.

At the outlet, *Pseudomonas aeruginosa* finds all the necessary conditions to develop and proliferate, establishing permanent colonies in mixers and taps.

Even cleaning spouts and flow straighteners regularly is ineffective.

Pseudomonas aeruginosa development in flexible hoses and pipework

Once established in the biofilm in mixers and taps, *Pseudomonas aeruginosa* continues to develop and will gradually colonise the flexibles and pipework unless an effective solution is put in place.

By this stage it is impossible to eradicate *Pseudomonas aeruginosa*, which then becomes a threat to the entire water system.

MONITORING FOR PSEUDOMONAS AERUGINOSA

The Department of Health and Social Care (DHSC) conducted a study into contamination by *Pseudomonas aeruginosa* in mixers/taps and the water supply system.

This study resulted in the publication of technical guidance written specifically for augmented care units. This latter was incorporated in the revised version of the HTM 04-01 Part B in 2016 which outlines what action to take when healthcare facilities become contaminated with *Pseudomonas aeruginosa*.

In order to assess the level of water contamination by *Pseudomonas aeruginosa*, the DHSC recommends sampling the first water to be delivered from the outlet.

Furthermore, to maximise the recovery of free-floating bacteria it recommends taking samples:

- at least 2 hours (preferably longer) after the last draw-off at outlets used on a daily basis.
- on outlets that are used infrequently.

The Department of Health and Social Care (DHSC), Ministry of Health for the United Kingdom, has addressed the issue of tap and water system contamination by these bacteria.

The *Health Technical Memorandum* (HTM 04-01) updated in 2017, provides guidance on best practice for monitoring and testing for these two pathogens, and identifying the level of contamination in water, to ensure compliance with current regulations.

For *Pseudomonas aeruginosa*, action is initiated as soon as the alert level is reached, that is to say, above 1 CFU/100mL, as is done in France.

In Germany, in the framework of monitoring for *Pseudomonas aeruginosa*, hospitals and healthcare establishments must test twice a year. The satisfactory level is 0 CFU/100mL.

4.1 million
healthcare acquired
infections in Europe
of which
37,000
are fatal

Almost 40%
of *Pseudomonas
aeruginosa* cases originate
while the patient is in hospital
care

Source: Public Health England 2021
Pseudomonas aeruginosa
bacteraemia annual
figures

Monitoring levels for *Pseudomonas aeruginosa*:

Satisfactory level	< 1 CFU/100mL
Unacceptable level	> 10 CFU/100mL

CFU/mL: Colony Forming Units/millilitre

In its report the DHSC clearly indicates that disinfecting the water supply (hot and cold) is insufficient for removing an established biofilm. It recommends that, where installed, removable taps should be periodically removed for internal cleaning to remove any biofilm and bacteria residing within.

Healthcare facilities should establish regular cleaning protocols. See more about DELABIE's solutions on page 8.



The bacteria that form biofilms on the surface of certain materials are responsible for one third of healthcare-acquired infections (HCAIs).

According to the *National Institute for Health and Care Excellence* (NICE, 2014), it is estimated that 300,000 patients in England acquire an HCAI as a result of care within the NHS. In 2018/19, the prevalence of HCAIs in hospitals in England was 7.5%.

A 2012 study, repeated in 2017, by the French national *Institution for Health Monitoring* (IHM), found that one in twenty (5%) French healthcare patients contracted an healthcare acquired infection. This represents approx.

750,000 infections/year, of which 4,200 were fatal.

The *European Centre for Disease Prevention and Control* (ECDC) calculates that HCAIs affect 4.1 million patients every year and are responsible for 37,000 deaths annually.

Not forgetting that non-healthcare buildings that are open to the public are also at high risk. In effect, according to statistics by the *French IHM*, 47% of *Legionella* cases identified in 2019 were linked to visits to hotels, tourist accommodation, campsites, swimming pools and sports stadia, compared to 11% linked to healthcare facilities (hospitals, retirement homes, etc.).

EUROPEAN WATER QUALITY REGULATIONS



Stagnation prohibited

Regular flush

According to the French, German and English regulations, water stagnation (in sanitary installations and mixers and taps) is a key factor in bacterial contamination.

The European standard EN 806-5 requires that those sections of the installation that are used infrequently should be flushed at regular intervals. The recommended interval is once a week.

All public and commercial buildings are affected, in particular schools and council buildings during the school holidays, campsites out of season, unoccupied hospital rooms, etc.

The German directive of April 2013, *Hygiene in Drinking Water Installations VDI/DVGW 6023*, requires purging to be carried out after 72 hours of stagnation in a sanitary installation (this also includes WC cisterns). Note that the water in the bypass is not sufficiently renewed. They are therefore prohibited. If an installation is not used for 72 hours, rigorous protocols are put in place. DELABIE sees this as a step forward and proposes technical solutions to meet this requirement (see *opposite*: electronic controls).

“The German directive requires purging to be carried out after 72 hours of stagnation.”

Undersized pipework

The German regulation strictly prohibits oversized pipework because it promotes bacterial growth by reducing the water velocity.

DELABIE, along the same lines, recommends slightly decreasing the diameter of the pipes to increase the water velocity to 2m/sec. (likewise the French regulation (DTU) recommends 1.5m/sec.).

This measure prevents the excessive development of biofilm and helps to reduce the risk of contamination without increasing noise levels.

“Oversized pipes are strictly prohibited.”

Training

Understanding the problems associated with bacterial growth in water systems helps to limit the risk of contamination.

Although French legislators have not yet focused on training those responsible for the water system, it is embedded and pursued in Germany (with three training levels, depending on the level of responsibility) and in the United Kingdom (with personnel competency and training programmes monitored by the *Water Safety Group*).

“Training those responsible helps to control bacterial proliferation.”

Removable mixers and taps

In addition to preventative measures, the HSE (*Health and Safety Executive*) recommends the use of mixers and taps that can be easily removed for regular internal cleaning; a mechanical intervention that is effective for removing biofilm.

Circulating loops


A circulating loop up to the point-of-use is not recommended. It doubles the length of the pipework and therefore doubles the water volume. The biofilm surface is increased and, as a result, the risk of bacterial development. Moreover, it makes it difficult to maintain high temperatures at all points in the circulating loop.

Finally, it also makes it difficult to keep the pipe run volume to less than the 3 litres recommended by European directives. Indeed, if the water temperature in a circulating loop is less than 50°C or 55°C (depending on the country), the water volume in the circulating loop must be included in the 3-litre maximum calculation.

“A circulating loop up to the point-of-use is not recommended.”

Building Management Systems

Contrary to popular belief, Building Management Systems are not recommended by European directives as they can be complicated, difficult to handle and extremely costly and do not take away liability if a problem occurs.



Bypass prohibited



Measuring pressure



Measuring the temperature



Training relevant personnel

DELABIE'S SPECIFIC ADVANTAGES

DELABIE is particularly concerned with the fight against, and prevention of, bacterial development. The company is constantly developing new products with unique features.

Adapted water controls

DELABIE offers water controls with **low water volumes** which have **smooth surfaces** in contact with the water, and **removable** mixers and taps, fitted with flexible hoses or tails, with reduced water passages... in order to reduce the risk of bacterial development considerably.

For more information see page 8.

Electronic controls

DELABIE's models are programmed with a periodic duty flush.

An **automatic flush** takes place every 24 hours after the last use to prevent water stagnation and, therefore, bacterial proliferation.

Similarly, DELABIE has developed a **reduced-stagnation solenoid valve (patented)**.

Unlike all other available models which have areas of permanent water stagnation, the water is completely renewed inside DELABIE's solenoid valve.

For more information see page 26.

Thanks to these characteristics, DELABIE's electronic controls are the only ones to guarantee a regular and complete renewal of the water in all the internal parts, avoiding any risk of bacterial proliferation. They are therefore the only ones which comply with the European standard EN 806-5.



Reduced-stagnation solenoid valve

DELABIE's electronic controls are unique in being able to guarantee a **regular and complete renewal of the water** in all the internal parts.

Required by the standard EN 806-5

Thermostatic mixing valves

To reduce the risk of bacterial development (Legionella etc.) public buildings should distribute hot water at temperatures of at least 55°C in healthcare facilities (50°C in other non-domestic buildings).

To reduce the risk of scalding, all DELABIE's thermostatic mixing valves are fitted with **special safety devices**.

They are supplied with a maximum temperature limiter pre-set at the factory.

The PREMIX NANO thermostatic mixing valve allows the facilities manager to maintain temperatures that comply with the regulations while ensuring user safety.

For more information see page 102.

Scalding can also be prevented at the point-of-use itself thanks to the SECURITHERM range of mixers and shower panels.

PREMIX NANO and SECURITHERM thermostatic mixers ensure that the hot water supply shuts off if the cold water supply fails.

WC systems with direct flush and no cistern

The insides of toilet cisterns are covered in biofilm. The large surface area of cisterns, and water stagnation, make the cistern a major risk factor for the proliferation of bacteria that can spread in sanitary installations.

By removing the need for toilet cisterns, DELABIE's direct flush systems eliminate the risk of bacterial proliferation.

For more information see pages 157 - 159.

WC flush systems with no cistern

- ▶ no water stagnation
- ▶ no bacterial development



TEMPOMATIC MIX 4
Automatic duty flush
Reduced-stagnation solenoid valve



BIOCLIP
Removable mixer



PREMIX NANO
Maintains the temperature in the system
Anti-scalding failsafe



TEMPOFLUX 3
Direct flush with no cistern



DELABIE'S SOLUTIONS FOR INFECTION CONTROL

THE BIOSAFE CONCEPT

Pseudomonas aeruginosa mostly contaminates mixers and taps at the outlet, i.e. inside the spout. As a result, this part of the mixer/tap should be the subject of special attention in order to limit bacterial development. To this end, DELABIE has designed specialist controls that facilitate preventative action and, if necessary, curative action if contamination occurs.

BIOCLIP removable mixers and taps for cleaning/disinfection

The BIOCLIP range of mixers and taps can be fitted with specialist spouts and the whole interior can be cleaned - the only way to eliminate biofilm completely - helping to fight effectively against bacterial development.

- **Mixers with removable BIOCLIP spouts**

Mixers are supplied with two stainless steel spouts. The second spout ensures continuous use while the first is being cleaned. Alternative options are:

- Disposable spouts: each spout must be replaced periodically, depending on the type of installation.
- BIOFIL filtration spouts: these spouts guarantee the bacteriological quality of the water.

- **BIOCLIP removable mixers**

Mixers that can be completely removed from their base for curative or preventative measures in healthcare facilities:

- **Curative action:** bacteriological monitoring in healthcare environments sometimes requires remedial action. If mixers and taps are contaminated by *Legionella spp.* or *Pseudomonas aeruginosa*, they can be easily removed by maintenance staff to enable the interior to be completely cleaned.
- **Preventative action:** to minimise the risk of bacterial proliferation in mixers and taps, DELABIE recommends concentrating on preventative measures.

BIOCLIP mixers and taps allow healthcare facilities to establish regular cleaning protocols (from every 6 months to every 2 years depending on the type of facility) to eliminate biofilm and bacteria.

Mixers and taps with low volume of standing water

Some of DELABIE's mixers have specifically designed interiors that reduce the volume of standing water in the body, and thus significantly reduce the risk of bacterial development.

Mixers and taps with smooth interiors

All the internal parts of certain DELABIE mixers and taps are completely smooth, reducing biofilm attachment and making it easier to treat.

A study by the BioPI laboratory and the Department for Biological Studies at Jules Verne University in Amiens, France showed that under constant conditions, mixers and taps with smooth interiors have *Pseudomonas aeruginosa* contamination levels 14 times lower than those mixers and taps with rough bodies.

Electronic controls with duty flush programme

To overcome water stagnation in water systems, all DELABIE's electronic controls are programmed with a periodic duty flush to prevent bacterial proliferation. An automatic flush takes place for ~60 seconds every 24 hours after the last use (programmable on some models). As a result, bacteria do not have the opportunity to develop.

Water controls without non-return valves Cross flow between SHW/SCW is impossible

DELABIE has developed a unique, patented mechanism for its thermostatic mixers which closes the Hot and Cold Water directly at the inlets, meaning there is no need for non-return valves. The risk of cross flow is eliminated.

See opposite for more information.

BIOSAFE hygienic outlet

Made from Hostaform®, its smooth internal surface provides nowhere for impurities or scale to adhere reducing the emergence and spread of bacteria and germs in damp conditions.

It can only be installed on a mixer or tap that already has a restricted flow rate to ensure a good flow with no splashing.


For more information see page 99.

BIOFIL point-of-use filtration

BIOFIL anti-*Legionella* and all-germ filters guarantee bacteriologically controlled water at the point-of-use and protect the user's well-being.

Each BIOFIL filter incorporates a hollow fibre membrane with a water filtration threshold of 0.1 micron nominal-rated. They deliver water free from microorganisms, providing total protection against waterborne infection.


The BIOFIL range includes tap and wall-mounted shower filters, shower head filters and spout filters. For more information see pages 21 - 23.



After 2 years of use

After 10 years of use

Inside a mixer where there are no cleaning protocols in place



Biofilm is eliminated Mixer is like new

Inside a mixer where there are regular cleaning protocols in place



Low volume of standing water



Discover our BIOSAFE solutions video

THE END OF NON-RETURN VALVES

The use of water in healthcare facilities creates significant sanitary challenges. Bacterial contamination in water systems represents an extremely high risk to the health of those patients with weakened immune systems, mainly linked to the proliferation of *Legionella* spp. and *Pseudomonas aeruginosa*.

Cross flow between the hot and cold water inevitably creates conditions favourable to bacterial development in water controls. To reduce this risk, all conventional thermostatic mixers have non-return valves. Conventionally used to prevent the hot water from entering the cold water supply (or vice-versa, according to the higher pressure), these valves are now considered to be principal causes of bacterial development. However, **non-return valves are not reliable** because sooner or later impurities prevent them from being watertight, meaning they cannot function correctly. In the event of failure, **they are responsible for SHW/SCW cross flow, causing irrecoverable conditions favourable to bacterial development inside mixers.**

A new French standard, NF Medical which came into effect at the end of 2016, demands that a mixer shuts off prior to the mixing chamber, removing the need for non-return valves on water inlets.

Excerpts from a legal expert's verdict in the investigation into the deaths, caused by Legionella, of 6 residents of a French retirement home between 2006 and 2008 conclude that: *"the drop-off of the zinc and copper hydroxide found on the non-return valves located upstream of the thermostatic mixer are responsible for the CW being heated up by the HW. It's the triggering factor for bacterial proliferation ..."*.

It is, therefore, fundamental that **mixers' closing mechanisms are located upstream of the mixing chamber to prevent any cross flow between SHW and SCW. As a result, the non-return valves, whose reliability cannot be guaranteed, become redundant.**

DELABIE has developed a unique, patented mechanism for its thermostatic mixers which does not need non-return valves. The risk of cross flow is therefore completely eliminated. For more information see pages 112 and 116.



SECURITHERM BIOSAFE

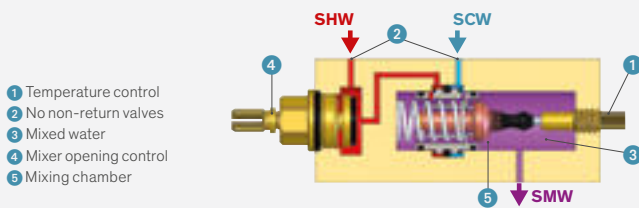


SECURITHERM



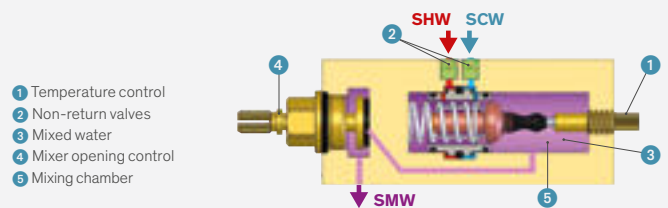
BIOSAFE

DELABIE THERMOSTATIC TECHNOLOGY



By closing the control ④, the SHW is closed. The thermostatic cell therefore closes the SCW. There is no risk of cross flow between SHW and SCW.

CONVENTIONAL THERMOSTATIC TECHNOLOGY




Sooner or later, the non-return valves are obstructed by impurities causing cross flow between the SHW and the SCW, responsible for bacterial development.



Anti-scalding safety



Maximum temperature limiter



Temperature stability



Discover our SECURITHERM solutions video

DELABIE'S SOLUTIONS TO REDUCE THE RISK OF SCALDING

THE SECURITHERM CONCEPT

To reduce the risk of bacterial development (*Legionella spp.*, *Pseudomonas aeruginosa*, etc.) healthcare facilities must produce and distribute hot water at high temperatures (HSE Approved Code of Practice and Guidance document HSG274 Part 2). The risk of cutaneous scalding increases considerably for hospital patients with reduced sensitivity and/or slower reflexes.

According to the World Health Organisation, hot water is a major cause of scalding (between 20 and 30%).

In the year to March 2021, 602 people were admitted to hospital with scald injuries from taps.

Almost half of burns and scald victims are under 4 or over 70 years old (source: NHS Digital).

This risk is particularly high for mentally or physically disabled people or the elderly, mainly if they accidentally change the temperature setting from its initial setting.

It is therefore essential to maintain a maximum temperature that reduces the risk of scalding by introducing safety devices.

HSE guidelines state that where a significant risk of scalding has been identified, point-of-use TMVs should be considered for baths and showers to deliver water at safe temperatures (see pages 102 and 147). The risk of scalding can also be controlled at the point-of-use thanks to the SECURITHERM range of mixers and shower panels.

Correlation between temperature and the risk of scalding:

At 60°C	3 rd degree burns in 3 seconds on average: 5 seconds for an adult, 1 - 2 seconds for a child
At 50°C	Burns in 7 seconds 3 rd degree burns in 100 sec.

Source: Centre for Burns, St Joseph and St Luc Hospital in Lyon, France

Hot sanitary water
- 20 to 30%
of scalds worldwide

Maximum temperature limiter

All DELABIE's mixers are supplied with a maximum temperature limiter. The user cannot increase the temperature above the temperature limit (maximum temperature depends on the model) reducing the risk of scalding.

The temperature limiter is set at the factory to save time during installation, but it may be adjusted by the installer.

Temperature stability

- **SECURITHERM thermostatic point-of-use mixers:**

A thermostatic cartridge guarantees temperature stability regardless of variations of pressure or flow rate in the system.

- **SECURITHERM mixers with EP cartridge:**

The EP pressure-balancing cartridge compensates for the unavoidable variations in pressure in the system, ensuring that the water temperature at the outlet remains constant. It also removes the need for pressure regulators upstream of the mixer, which are complex and have large cavities and several membranes which provide additional niches where microbes can develop.

Automatic anti-scalding failsafe

SECURITHERM technology ensures an automatic and instant anti-scalding failsafe for users.

- **SECURITHERM thermostatic point-of-use mixers:**

In the event of failure of the Cold Water supply, thermostatic mixers shut off the Hot Water immediately.
In the event of failure of the Hot Water supply, they also shut off the Cold Water.

- **SECURITHERM mixers with EP cartridge:**

In the event of Cold Water failure, the Hot Water flow rate on EP mixers is reduced therefore removing the risk of scalding for the user. In the event of Hot Water failure, the Cold Water is likewise reduced.

Securitouch thermal insulation

DELABIE has placed an increased emphasis on safety to provide superior comfort thanks to Securitouch technology.

In general, the bodies of mixers are made from chrome-plated brass. Since metal is an effective heat conductor, it is very easy for people to burn themselves simply by touching the mixer.

With Securitouch technology any risk of burns from the patient touching the mixer or grabbing it following a slip or loss of balance in the shower is eliminated.

• **SECURITHERM thermostatic point-of-use mixers:** SECURITHERM thermostatic mixers have been designed so that there is no thermal conduction along the length of the body, which prevents the risk of burns if touched.

• **SECURITHERM mixers with EP cartridge:** The body of certain Securitouch EP wall-mounted mechanical mixers is insulated from the hot water. It arrives at the cartridge inside narrow tubes without coming into contact with the brass walls of the mixer.


Thermal shock feature

• **SECURITHERM thermostatic point-of-use mixers:** With SECURITHERM thermostatic mixers it is possible to undertake thermal shocks at the temperature of the hot water in the system:

- for refs H9741TP and H9768TP dual control models only, unscrew the temperature adjustment cap using an Allen key and turn the valve spindle clockwise all the way to the right to override the temperature setting.
- on all other dual control models simply press the little red button with a pointed tool to override the maximum temperature limiter.
- remove the control lever to unblock the temperature limiter on sequential models.

• **SECURITHERM mixers with EP cartridge:** With certain mixers with an EP cartridge it is possible to undertake a thermal shock at the temperature of the Hot Water in the system without removing the control lever or shutting off the Cold Water supply. This feature is also standard on some models with a classic ceramic cartridge (see below).

Securitouch thermostatic shower mixer




Total thermal insulation



Cool-touch

Securitouch EP mixer



Tube insulated from the mixer body



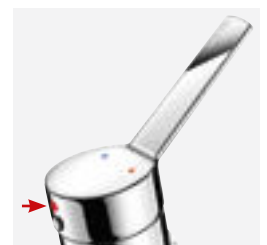
No risk of burns



Unblock the maximum temperature limiter to carry out a thermal shock: simply push in the red button with a pointed tool.



Thermal shock at system temperature.



Thermal shock feature

DELABIE'S SOLUTIONS FOR EASE, COMFORT AND ERGONOMICS



High spout:
optimised hand washing



Sculptured control lever:
easy to grip



Ergonomic controls



Long lever



Discover our Ergonomics and
Accessibility solutions video

Domestic washbasin mixers and taps do not provide the necessary level of comfort for the residents of healthcare facilities and retirement homes. These domestic mixers/taps are designed for personal washing (for face washing or cleaning teeth etc.) and are not designed for washing the whole body.

• Unsuitable dimensions

Residents in healthcare facilities and retirement homes include the sick, weak, elderly or disabled people. The mixers and taps used for personal hygiene should be suitable for the resident's physical needs and the required use (washing at a hand basin requires greater comfort). To ensure optimised washing, mixers and taps should have an increased spout height and projection.

• Lack of ergonomics

The control knobs of conventional mixers and taps are not designed for easy gripping. Moreover, the movement required to adjust the flow rate and temperature is not always smooth. As a result, residents in healthcare facilities and retirement homes have to make an additional effort to operate the mixer or tap.

Comfortable and easy to use

• Specific, adapted dimensions: high and extended spout (projection)

The dimensions of mixers and taps destined for patient bathrooms must be suitable for their range of movements, and offer them all the ease and comfort they require. DELABIE offers mixers and taps with higher and longer spouts than traditional mixers and taps. This allows patients to optimise hand washing and personal washing. Moreover, an increased drop height reduces the risk of bacteria splashing back from the waste or drain onto the spout. This also allows the installation of terminal micro-filters.

• Ergonomic controls

DELABIE offers a wide choice of ergonomic control levers to meet the specific needs of different users:

Controls with manual contact:

- Sculptured levers or ergonomic control knobs for an easy grip.
- Solid levers combining design and ergonomics.

Controls with no manual contact:

- Hygiene levers: these long levers are specifically designed for healthcare professionals and patients with reduced mobility, and can be controlled with no manual contact using the wrist, forearm or elbow.
- Infrared presence detection: DELABIE's electronic mixers and taps do not require any effort from the patient. The mixer/tap opens and closes automatically when hands are presented in the detection zone (with no manual contact) for superior comfort.

Besides the convenience and comfort they provide for the residents, these mixers and taps - which operate without manual contact - help prevent the spread of germs by hand (perfect hygiene).

DELABIE'S SOLUTIONS FOR SAVING WATER AND ENERGY

Patients or residents tend to wash at a basin rather than take a shower as they have reduced autonomy (e.g. those weakened by illness, the elderly, semi-bedridden patients, those recovering from surgery, etc.). Washing at the washbasin takes longer (14 - 20 minutes) than showering (8 - 10 minutes on average) and involves a significant volume of water.

Average water consumption per person per day:

Domestic consumption:
137 litres per day per person

H Hospitals or similar:
300 - 450 litres per day per bed

♿ Retirement homes or care homes:
up to 250 litres per day per bed

Source: Information Centre for Water (CIEAU) Water Agency, Loire Brittany

DELABIE's mechanical mixers for washbasins: 45% water savings

Most mixer manufacturers regulate the flow rate inside the cartridge or at the mixer outlet. This inevitably creates counter pressure in the mixer, resulting in cross flow between the hot and cold water.

DELABIE's basin mixers with ceramic cartridges are fitted with a flow rate limiter at the hot and cold water inlets to achieve 5 lpm at the outlet. The water savings achieved are about 45% and user comfort is maintained. Controlling the flow rate at the inlet instead of the outlet prevents cross flow between hot and cold water, which causes the proliferation of bacteria upstream of the mixers.

WATER SAVINGS IN HEALTHCARE FACILITIES

The purchase cost of a DELABIE mixer can be covered by the water savings achieved

A comparison between a domestic mixer at 9 lpm, a DELABIE mixer at 5 lpm and a DELABIE electronic mixer at 4 lpm. The price per m³ of mixed water is £7 excl. VAT.

Water savings achieved in a 400 bed hospital (patient rooms)	Conventional mixers	DELABIE mixers	DELABIE electronic mixers
Number of beds	400	400	400
Points-of-use for hand washing	BASIN	BASIN	BASIN
Average length of flow/day/bed	20 min.	20 min.	7.5 min.
Number of days used/year	290	290	290
Mixer consumption in lpm	9	5	4
Annual consumption in m ³	20,880m ³	11,600m ³	3,480m ³
Annual consumption in £	£146,160	£81,200	£24,360
Annual consumption per mixer in £	£365	£203	£61
Annual saving excl. VAT		£64,960	£121,800

DELABIE's electronic mixers for washbasins: 85% water savings

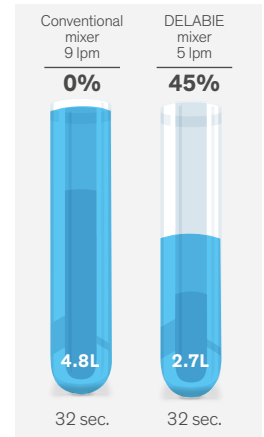
Compared to conventional mixers, DELABIE's electronic controls can offer maximum water savings. They ensure the manager's water bills can be reduced whilst preserving user comfort.

Automatic shut-off and split delivery

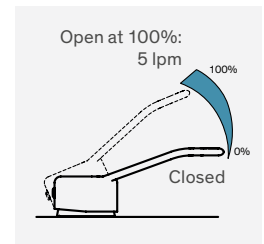
The mixer or tap shuts off automatically when hands are removed from the detection zone. This removes the risk of waste through negligence. The flow time is reduced to the necessary minimum (wetting, rinsing).

Regulated flow rate

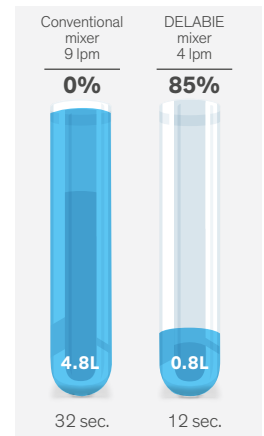
Some of DELABIE's electronic mixers and taps are regulated at 4 lpm. The majority of DELABIE's electronic mixers and taps are, however, regulated at 3 lpm. The flow rate remains constant regardless of pressure variations in the system.



Water savings per use with DELABIE's mechanical mixer



DELABIE's mechanical mixer



Water savings per use with DELABIE's electronic mixer



DELABIE's electronic mixer



Anti-Legionella and all-germ point-of-use filters

TAP & WALL
SHOWER FILTERS
21



SHOWER HEAD
FILTERS
22



SPOUT
FILTERS
23





BIOFIL filter for mixers and taps



BIOFIL spout filter for BIOCLIP mixers and taps



BIOFIL shower head filter



BIOFIL filter for wall-mounted showers

CONTROLLING WATERBORNE HEALTH RISKS

Water, essential for hygiene, can also be a source of infection if its quality is not controlled. The proliferation of bacteria (*Legionella spp.*, *Pseudomonas aeruginosa*, etc.) in the water supply or in mixers and taps may cause serious infections, especially for vulnerable people.

Water systems in all buildings open to the public should be monitored for *Legionella* (e.g. hotels and holiday accommodation, campsites, detention centres, etc.) and not just healthcare facilities. The HSE Approved Code of Practice and Guidance (ACOP) document L8 states that duty holders should identify and assess sources of risk of exposure to *Legionella*; put in place precautions to prevent or control that risk; and monitor these measures to ensure that they remain effective. This applies in all circumstances where the Health and Safety at Work Act 1974 applies.

The prevention of health risks associated with pathogenic bacteria in water systems should be a constant concern for public buildings, and in particular Healthcare Facilities (see the current guidance opposite).

The BIOFIL range of point-of-use filters provides a preventative or curative solution to secure the water quality at the point-of-use and protect the health of the user.

CURRENT GUIDANCE

HSE guidance HSG274 Part 2 (2014) and DHSC Health Technical Memorandum (HTM) 04-01 Part B (2016) provide guidance for the control of *Legionella* in hot and cold water systems and on providing safe water in healthcare premises respectively

Point-of-use filters prevent the discharge of planktonic *Legionella* from the tap and shower outlets and may be used to provide water free of *P. aeruginosa*. They should be used primarily as a temporary measure until a permanent, safe engineering solution is developed, although long-term use of such filters may be needed in some healthcare situations. They may also be considered where a high level of disinfection of water systems may dislodge biofilm. **Point-of-use micro-filters with a 0.2µm membrane constitute a means for removing *Legionella* and *Pseudomonas aeruginosa* in water drawn off from the system.**

HTM 04-01 Part C (2016) provides advice on managing *Pseudomonas aeruginosa* in augmented care units

For direct contact with augmented care patients, water of a known satisfactory quality should be used, that is, either: water where testing has shown absence of *P. aeruginosa*; or water supplied through a POU filter; or sterile water (for example, for skin contact for babies in neonatal intensive care units).

HSG274 Part 2 states that monitoring for *Legionella* should be carried out:

- when water is treated with biocides and when distribution temperatures are reduced from HSE guidelines.
- where water treatment regime control levels are not being consistently achieved.
- where there is a high-risk of contamination e.g. hospitals and care homes.
- where an outbreak of legionellosis has been identified.

When a sample identifies a *Legionella* count above 100 CFU/Litre (Colony Forming Unit) an immediate review of the control measures and risk assessment should be carried out to identify any remedial action required. Disinfection of the system should also be considered.

Point-of-use micro-filters are a means to restore the bacteriological quality of water at the point-of-use (anti-*Legionella* and all-germ tap filters and shower heads, etc.).

ANTI-LEGIONELLA AND ALL-GERM RANGE OF BIOFIL FILTERS

DELABIE offers a collection of BIOFIL water filtering devices: tap or wall-mounted shower filters, shower head filters and spout filters

BIOFIL filters are designed to deliver **bacteriologically controlled water** at the point-of-use.

These devices retain bacteria, including waterborne opportunistic pathogenic microorganisms such as *Legionella spp.*, *Legionella pneumophila*, *Pseudomonas aeruginosa*, non-tuberculous Mycobacteria and other microorganisms, thanks to a hollow fibre microfiltration membrane with a porosity of 0.1µm nominal-rated. This microfiltration technology guarantees a bacteriological quality superior to that of the drinking water system without changing its chemical composition.

BIOFIL filters are designed to **secure water delivery at the point-of-use**.

They are recommended for **managing and preventing so-called healthcare associated infections (HAIs)**.

AREAS OF USE

Anti-Legionella and all-germ filters

BIOFIL 2, 3 & 4-month point-of-use filters provide a physical barrier to reduce the risk of infection associated with waterborne microorganisms. The microfiltration membrane provides protection for immunosuppressed and vulnerable people.

Filters are necessary for the care of **immunosuppressed patients** in high risk areas such as bone marrow and organ transplant units, oncology, intensive care, neonatal wards and any other area providing care for this type of patient. They also provide **protection against the risk of Legionella** and ensure compliance with regulations for users of public buildings.

TOTAL CONTROL OF THE MANUFACTURING PROCESS

100% quality controlled

The fibre quality and porosity of the finished product are continuously monitored during the manufacturing process for 100% of the fibres.

COMPONENT DISPOSAL STRATEGY

BIOFIL filters are classified as household waste. The outer packaging is made from recycled cardboard which is also fully recyclable.

HOLLOW FIBRE, AN INNOVATIVE, TECHNICAL SOLUTION

Hollow fibre microfiltration

There are two main types of membrane used in point-of-use microfiltration devices: flat membrane or hollow fibre membrane.

DELABIE chose to use the **hollow fibre membrane filtration technology**.

THE PRINCIPLE OF HOLLOW FIBRE FILTRATION

Hollow fibre filter

The BIOFIL filter is made up of a collection of polyethylene hollow fibres grouped together into a unit. The fibres are extremely fine and flexible, with an outer diameter of 0.6mm and a thickness of several tens of microns.

The fibres are hollow and shaped like a straw (tubular).

Microporous structure

The hollow fibre membranes have multiple pores which vary in size from 0.01 - 0.1 micron. Each membrane consists of several surfaces with microporous structures (micro slits).

Bacteria and any particles in suspension that are larger than 0.1 micron are trapped by these structures and are retained permanently on the external surface of the membrane.

External/Internal frontal filtration

DELABIE uses a frontal filtration system. The water requiring treatment flows at right angles to the filter surface and passes through the membrane due to the pressure difference on either side of the membrane.


The water flows from the external to the internal surface of the fibre.

Bacteria and other microparticles that cannot pass through the gaps in the membrane structure are retained on the outer surface and therefore do not penetrate the membrane.

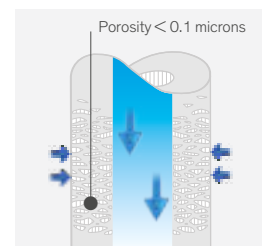
Filtration area/storage of bacteria

The filter's large hollow-fibre filtration surface area makes it possible to filter a larger volume of water.

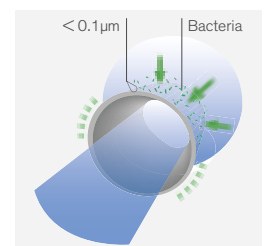
Consequently the storage capacity for bacteria and impurities trapped inside the filter is much greater.



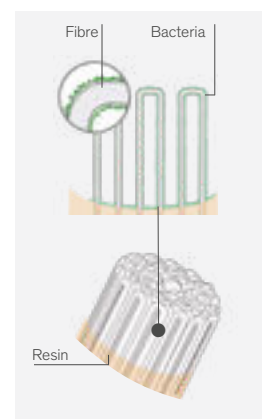
Hollow fibre membrane



Microporous structure



External/internal frontal filtration



Large filtration area
Optimised bacteria storage




Bacteriologically controlled water




Section of the BIOFIL tap filter



Maximum lifespan



Tilted to optimise the position of the tap filter



CE marked class I Medical Devices for non-sterile filters

BACTERIAL CHALLENGE

BIOFIL filters are approved using the ASTM F838* method.

This test confirms the effective bacterial retention power of the filters used for the decontamination of liquids.

The microbiological challenges carried out on BIOFIL filters in laboratories using the species *Brevundimonas diminuta*, *Legionella pneumophila* and *Pseudomonas aeruginosa* demonstrate a retention efficiency of 7 log for all waterborne microorganisms which are larger than the filter pores which have a nominal porosity rating of 0.1µm and absolute porosity rating of 0.2µm.

When subjected to this test, all BIOFIL filters delivered an effluent free from bacteria, so they have a sterilising grade of 0.1 micron nominal-rated.

* Standard Test Method for Determining Retention of Membrane Filters Utilized for Liquid Filtration.

LIFESPAN

BIOFIL anti-Legionella and all-germ filters can be used for up to 4 months after initial installation (depending on the model installed).

After the time period marked on the filter (2, 3 or 4 months), DELABIE recommends changing the filter to avoid any risk of retro-contamination from the bacteria concentrated in the filter especially in at-risk areas.

Note: The amount of impurities in the water will vary between water systems. Filters will, therefore, become clogged at different rates.

If the filter becomes clogged prematurely, it is necessary to change it. We recommend pre-filtration upstream to filter out suspended solids and/or colloids, etc.

Bacterial proliferation is significantly reduced in an installation where the water is pre-filtered, and the lifespan of all equipment is greatly increased.

RESISTANT TO DIFFERENT WATER SYSTEM TREATMENTS

BIOFIL filters will withstand thermal and chemical shocks. During chemical or thermal shocks, impurities become trapped in the filter and reduce its lifespan. DELABIE, therefore, recommends **changing the filter after any treatment**.

Resistance to thermal shocks:

Temperatures of 70°C for a cumulative period of 30 minutes during its lifetime.

Resistance to chemical shocks:

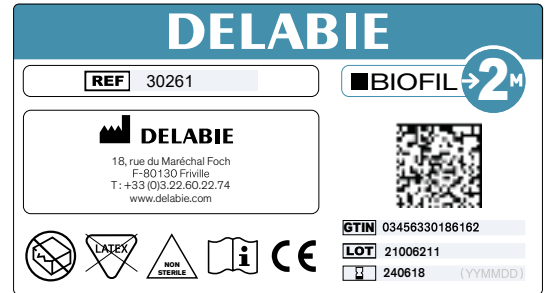
Chlorine levels for 2-month filters: 2 hours at 100ppm;
3-month filters: 3 hours at 100ppm;
and 4-month filters: 4 hours at 100ppm.

OPTIMISED TRACEABILITY

To control the health risks associated with water, the whole process from the manufacture of the medical device components to the use of the finished product must be completely traceable.

Individual packet label

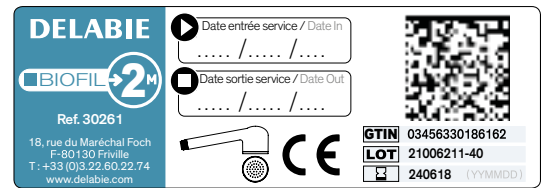
All BIOFIL filters have a unique batch number which can be easily traced back through the production process.



Double labelling on the filter

All filters are supplied with 2 waterproof labels which identify the product and ensure traceability when the filter is changed.

One is positioned on the product, the other can be removed and transferred to the record log, ensuring traceability.



COMPLIANCE

CE marked class 1 medical devices

BIOFIL non-sterile filters comply with the European Regulation UE 2017/745 and benefit from the CE Mark (2021).

Sterilisation complies with European standard EN ISO 11137

After manufacture, BIOFIL filters are sterilised using gamma rays. Each box has a **visual marker showing that the filters have been sterilised**.



After sterilisation, BIOFIL filters have a shelf life of 3 years. The product expiry date is marked on the label.

Certificate of sanitary compliance

All BIOFIL filters conform to the CPDW directive and the Order of 29 May 1997, as amended, and the French Ministry of Health Circular DGS/SD7A2002 no. 571 of 25 November 2002.

WRAS

Our BIOFIL filters are WRAS approved. WRAS Approval demonstrates that a product complies with the Water Supply (Water Fittings) Regulations and Scottish Water Byelaws. The WRAS approval standard is accepted as a quality benchmark by water suppliers who enforce the Water Regulations and Byelaws.



 : Water flow through the filter



BIOFIL tap or wall-mounted shower filter

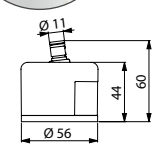
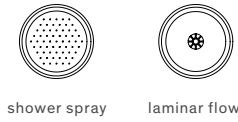
Anti-Legionella and all-germ filter



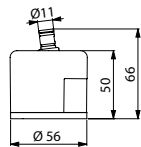
- Single use filter for taps or wall-mounted showers, sterilising grade **0.1µm nominal-rated**.
 - Hydrophilic polyethylene hollow fibres.
 - Maximum lifespan: **2, 3 or 4 months** after installation depending on the model installed.
 - **Space saving**, suitable for mixers and taps with a low drop height.
 - Filtration area: 1,400cm² for 2-month versions; 2,200cm² for 3-month versions; and 3,200cm² for 4-month versions.
 - Filtration flow rate: 5.5 lpm* at 3 bar for 2-month versions; 7.6 lpm* at 3 bar for 3 and 4-month versions (filter only, excludes any flow rate restrictor/regulator in the shower or mixer).
 - Maximum upstream pressure at point-of-use: 5 bar.
 - Careful management of retro-contamination: **protective skirt** and filter position is optimised thanks to a **tilted connector**.
 - Compatible with and resistant to chemical and thermal shocks.
 - **CE marked class I Medical Device** for non-sterile versions.
 - **Available in two versions:**
 - **sterile filters**, individually wrapped in sterile packaging.
 - **non-sterile filters**, individually wrapped.
- * Average flow rate during the product lifespan.



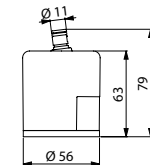
Tilted connector to optimise filter position:
Filter position can be adjusted to prevent the water flowing directly onto the waste. Reduces the risk of retro-contamination.



20250/30250
20251/30251



20350/30350
20351/30351



20450/30450
20451/30451

1 BIOFIL tap or wall-mounted shower filter*		
2-month lifespan		
Sterile, shower spray	20250	£83.23
Sterile, laminar flow	20251	£83.23
Non-sterile, shower spray	30250	£74.85
Non-sterile, laminar flow	30251	£74.85
3-month lifespan		
Sterile, shower spray	20350	£100.82
Sterile, laminar flow	20351	£100.82
Non-sterile, shower spray	30350	£96.77
Non-sterile, laminar flow	30351	£96.77
4-month lifespan		
Sterile, shower spray	20450	£110.98
Sterile, laminar flow	20451	£110.98
Non-sterile, shower spray	30450	£106.91
Non-sterile, laminar flow	30451	£106.91

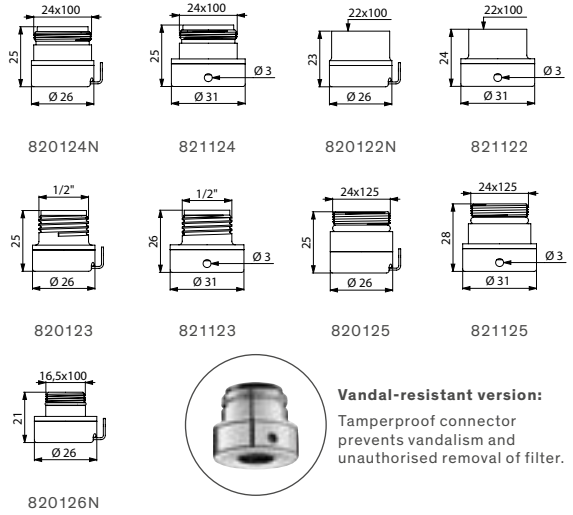
* Reference is for a single unit. Can only be ordered in multiples of 10 (packaged in boxes of 10).

Related products



Push-fit connector

- Simple to connect to the point-of-use requiring treatment, no tools required.
- Standard or vandal-resistant versions available.



Vandal-resistant version:
Tamperproof connector prevents vandalism and unauthorised removal of filter.

Push-fit connector for mixer/tap filters		
M24/100	820124N	£40.59
M24/100, vandal-resistant version	821124	£47.37
F22/100	820122N	£40.59
F22/100, vandal-resistant version	821122	£47.37
M1/2"	820123	£40.59
M1/2", vandal-resistant version	821123	£47.37
M16.5x100	820126N	£40.59
Push-fit connector for wall-mounted shower filters		
M24x125	820125	£40.59
M24x125, vandal-resistant version	821125	£47.37

These connectors are suitable for use with the new range of filters shown opposite.
Contact us if you need connectors for the previous model range.

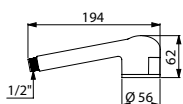
BIOFIL shower head filter

Anti-Legionella and all-germ filter

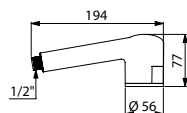


- Single use shower head filter, sterilising grade **0.1µm nominal-rated**.
- **Quick to install: screws on to all standard shower hoses.**
- Hydrophilic polyethylene hollow fibres.
- Maximum lifespan: **2, 3 or 4 months** after installation depending on the model installed.
- Filtration area: 1,400cm² for 2-month versions; 2,200cm² for 3-month versions; and 3,200cm² for 4-month versions.
- Filtration flow rate: 12.4 - 13.2 lpm* at 3 bar depending on the model (filter only, excludes any flow rate restrictor/regulator in the shower).
- Maximum upstream pressure at point-of-use: 5 bar.
- Compatible with and resistant to chemical and thermal shocks.
- **CE marked class I Medical Device** for non-sterile versions.
- **Available in two versions:**
 - **sterile filters**, individually wrapped in sterile packaging.
 - **non-sterile filters**, individually wrapped.
- **Very light hand spray:**
 - 2-month version: empty filter: 105g; filter filled with water: 186g.
 - 3 & 4-month versions: empty filter: 133g; filled with water 253g.

* Average flow rate during the product lifespan.



20261/30261



20361/30361/20461/30461

1 BIOFIL shower head filter*		
2-month lifespan		
Sterile	20261	£93.37
Non-sterile	30261	£81.88
3-month lifespan		
Sterile	20361	£104.22
Non-sterile	30361	£98.13
4-month lifespan		
Sterile	20461	£114.36
Non-sterile	30461	£108.26

* Reference applies to a single unit. Can only be ordered in multiples of 10 (packaged in boxes of 10).



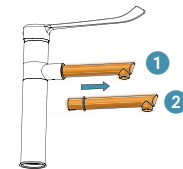
BIOFIL spout filter

Anti-Legionella and all-germ filter



- Single use spout filter, sterilising grade **0.1µm nominal-rated**.
- **Can be installed instead of BIOCLIP spouts** (does not require tools or the water to be shut off).
- Hydrophilic polyethylene hollow fibres.
- Maximum lifespan: **2 months** after installation.
- Filtration area: 1,200cm².
- Filtration flow rate: 6 lpm* at 3 bar (filter only, excludes any flow rate restrictor/regulator in the mixer).
- Maximum upstream pressure at point-of-use: 5 bar.
- Compatible with and resistant to chemical and thermal shocks.
- **CE marked class I Medical Device** for non-sterile version.
- **Available in two versions:**
 - **sterile filters**, individually wrapped in sterile packaging.
 - **non-sterile filters**, individually wrapped.

* Average flow rate during the product lifespan.



Quick and easy to install:

- 1 Pull the BIOFIL spout towards you to remove it.
- 2 Insert another spout filter in its place

1 BIOFIL spout filter*		
2-month lifespan		
Sterile	20040	£94.02
Non-sterile	30040	£92.62

* Reference is for a single unit. Can only be ordered in multiples of 10 (packaged in boxes of 10).



20040/30040



Mixers & taps for washbasins

ELECTRONIC
CONTROLS
28



THERMOSTATIC,
PRESSURE-
BALANCING OR
CERAMIC MIXERS
38





BIOSAFE: INFECTION CONTROL

Opens/closes automatically, with no manual contact

DELABIE's electronic mixers and taps are operated by active infrared detection. Flow opens when the detector senses hands and shuts off automatically when hands are removed from the detection zone. **No manual contact prevents the spread of germs by hand.**



Reduced-stagnation solenoid valve



No manual contact

Anti-bacterial duty flush programme

If a mixer or tap is not used for prolonged periods of time, water stagnates in the pipework, which favours the development of bacteria (e.g. isolated points-of-use, unoccupied rooms, etc.). DELABIE's electronic mixers and taps have a duty flush programme. **An automatic flush takes place for approximately 60 seconds every 24 hours after the last use** (programmable on some models).

Reduced-stagnation solenoid valve

Most solenoid valves are fitted with a rubber membrane behind which water stagnates and is not renewed. This can lead to bacterial proliferation. DELABIE has developed a technology without a membrane (patented system). With this **piston-operated solenoid valve**, water is drained and renewed with every use **which reduces niches where bacteria can develop.** The solenoid valve's self-cleaning system with a calibrated groove reduces the build-up of dirt. Furthermore, its slow closure eliminates water-hammer.

Energy savings

The electronic mixers and taps do not require much energy to operate. DELABIE has chosen infrared active pulse technology, **a low-power consumption solution.**

The infrared beam is emitted intermittently, saving energy while ensuring effective detection. Battery-operated models have an average lifespan of **350,000 cycles** (i.e. 3 to 6 years) depending on the frequency of use. The Lithium batteries are widely available, affordable and recyclable. The significant **hot water savings** provided by DELABIE's mixers and taps also result in energy savings.

Environmental labels

The water and energy saving performance of DELABIE's electronic mixers and taps means that the buildings achieve the highest performance standards for international rating schemes such as LEED, BREEAM or HQE.

For more information see page 215.

SPECIFICALLY DESIGNED

Easy to install

DELABIE's products are **easy to install and adjustments are kept to a minimum** in order to save time during installation.

- **Independent electronic control unit: BINOPTIC, TEMPOMATIC 2:**

Depending on the model, there is an option to adjust the presence detection distance, to change the operating mode (ON/OFF or automatic) and change the duty flush settings. The battery-operated models work autonomously for 3 to 6 years. The electronic control units are waterproof (IP65) with diagnostic LEDs to facilitate servicing.

- **Electronic unit and solenoid valve integrated in the body of the mixer/tap*: TEMPOMATIC 4**
Can be installed on any isolated point-of-use, for new builds as well as renovation.

- **6V Lithium batteries*:**

There are no electrical connections required. Simply connect the flexibles to the supply pipes in the same way as for a conventional mixer/tap. No special adjustment is necessary; the mixer/tap is ready to operate independently for 3 to 6 years. A red LED will flash for 15 days to indicate that the battery life is low. The batteries can be changed without shutting off the water supply or removing the mixer/tap.

- **230/6V mains supply (plug in or recessed)*:**

To operate, simply connect the flexibles to the supply pipes and connect the electrical supply to the mixer/tap via a plug and socket or recessed connection close to the basin. This does not require any specific maintenance (no battery changes).

* Depending on model

85% WATER AND ENERGY SAVINGS

Water savings


Compared to conventional mixers and taps, DELABIE's electronic mixers and taps can offer maximum water savings. They ensure the manager's water bills can be reduced whilst preserving user comfort.

- **Automatic shut-off and split delivery**
The mixer or tap shuts off automatically when hands are removed from the detection zone.

This removes the risk of waste through negligence. The anti-blocking security activates to prevent the mixer or tap from flowing continuously. The flow time is reduced to the necessary minimum (wetting, rinsing).

- **Regulated flow rate**

Some of DELABIE's electronic mixers and taps are regulated at 4 lpm. The other electronic mixers & taps are, however, regulated at 3 lpm. The flow rate remains constant regardless of pressure variations in the system. The flow rate can be adjusted from 1.4 lpm (see *Environmental labels*) to 6 lpm.



Water savings per use



SENSOR AT THE END OF THE SPOUT
Hands can be detected in any position

6V LITHIUM BATTERIES
Average lifespan 3 - 6 years (~350,000 cycles).
Replace without removing the mixer/tap or shutting off the water.

INFRARED ACTIVE PULSE
Reliable presence detection

INTEGRATED ELECTRONIC UNIT PROTECTED BY A WATERPROOF CAP
Easy to maintain

REDUCED-STAGNATION SOLENOID VALVE
(patented)
Reduces build-up of dirt and bacterial development.
Slow closure with no water hammer

DIRECT ACCESS TO BATTERIES AND SOLENOID VALVE
Easy to maintain

MAXIMUM TEMPERATURE LIMITER CAN BE ADJUSTED
Anti-scalding safety

SCALE-RESISTANT FLOW STRAIGHTENER
Minimal servicing

ADJUSTABLE 3 LPM FLOW RATE
Water savings

PROGRESSIVE TEMPERATURE CONTROL LEVER
Improved comfort

TEMPOMATIC MIX

Electronic mains or battery-operated mixer with swivelling spout



- Independent IP65 electronic control unit.
- 230/12V mains supply with transformer or CR123 6V Lithium batteries.
- BIOCLIP models supplied with 2 removable stainless steel spouts L. 183mm.
- Body and spout with smooth interiors (reduces bacterial development).
- Adjustable duty flush (pre-set flush ~60 seconds every 24 hours after last use).
- Flow rate limited to 5 lpm at 3 bar.
- Shock-resistant infrared presence detection sensor.
- Chrome-plated brass body with fixing reinforced by 2 stainless steel rods.
- Hygiene lever L. 100mm controls temperature.
- PEX flexibles with filters and solenoid valves M $\frac{3}{8}$ ".
- Anti-blocking security.
- Solenoid valves are upstream of the mixing chamber.
- Suitable for people with reduced mobility.
- 10-year warranty.

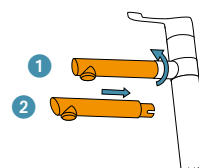
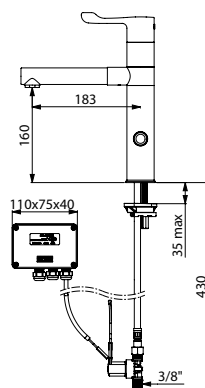
Two shut-off options on mains supply models:

Standard mode: timed flow with automatic shut-off.

ON/OFF mode: user shuts off flow voluntarily or automatic shut-off after 30 minutes of flow.

Thermal shocks are possible.

Pro tip: in ON/OFF mode position the sensor on the side of the mixer.



Quick and easy to install:

- 1 Turn the stainless steel spout through 90° clockwise then pull it towards you to remove it.
- 2 Put another spout in its place.


TEMPOMATIC MIX mixer with swivelling spout		
Mains supply		
BIOCLIP, H. 160mm L. 183mm	20870T1	£663.67
H. 165mm L. 160mm	20164T1	£572.59
Battery-operated		
H. 165mm L. 160mm	20464T1	£648.82

Options: wastes (see page 103), BIOFIL tap filters (see page 21), stainless steel spouts or BIOFIL spout filters (see page 54)

20870T1

BINOPTIC

Electronic mixer and tap, mains supply or battery-operated



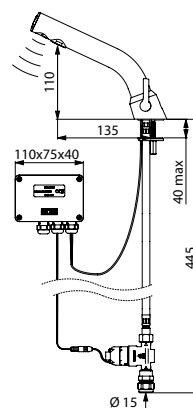
- Independent IP65 electronic control unit.
- 230/12V mains supply with transformer or CR123 6V Lithium batteries.
- Scale-resistant flow straightener.
- Spout with smooth interior and low water volume (reduces bacterial development).
- Adjustable duty flush (pre-set flush ~60 seconds every 24 hours after last use).
- Flow rate pre-set at 3 lpm at 3 bar, can be adjusted from 1.4 - 6 lpm.
- Active, infrared presence detection, sensor at the end of the spout optimises detection.
- Chrome-plated brass body.
- PEX flexibles with filters and solenoid valves Ø 15mm for compression fittings.
- Fixing reinforced by 2 stainless steel rods.
- Anti-blocking security.
- Side temperature control with adjustable maximum temperature limiter on mixers.
- Suitable for people with reduced mobility.
- 10-year warranty.



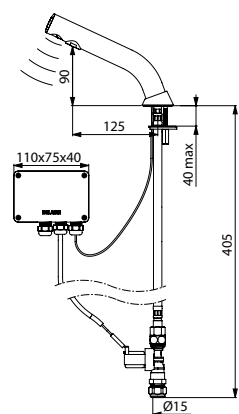
Standard lever



Long lever



478MCH15



37801515

BINOPTIC MIX mixer		
Mains supply	378MCH15	£557.49
Battery-operated	478MCH15	£663.09
BINOPTIC tap		
Mains supply	37801515	£419.93
Battery-operated	47801515	£509.13

We recommend installing a TMV for taps (see page 102)
For long lever, please add "LH" after the reference



TEMPOMATIC 2

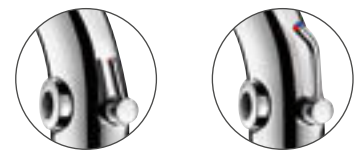
Electronic mixer and tap, mains supply or battery-operated



- Independent IP65 electronic control unit.
- 230/12V mains supply with transformer or CR123 6V Lithium batteries.
- Scale-resistant flow straightener.
- Adjustable duty flush (pre-set flush ~60 seconds every 24 hours after last use).
- Flow rate pre-set at 4 lpm at 3 bar, can be adjusted from 1.4 - 6 lpm.
- Shock-resistant infrared presence detection sensor.
- Chrome-plated brass body.
- PEX flexibles with filters and solenoid valves Ø 15mm for compression fittings.
- Fixing reinforced by 2 stainless steel rods.
- Anti-blocking security.
- Suitable for people with reduced mobility.
- 10-year warranty.

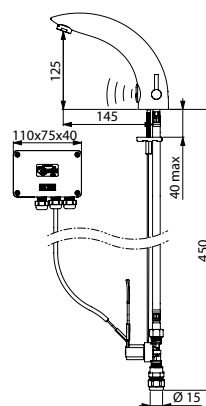
On mixers:

- Side temperature control with adjustable maximum temperature limiter.
- Solenoid valves are upstream of the mixing chamber.

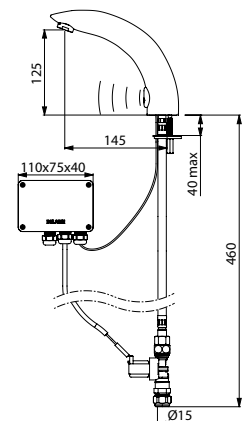


Standard lever

Long lever



49400015




44400015

TEMPOMATIC MIX 2 mixer		
Mains supply, standard temperature lever	49400015	£565.86
Battery-operated, standard temperature lever	49400615	£673.02
TEMPOMATIC 2 tap		
Mains supply	44400015	£446.24
Battery-operated	44400615	£516.75

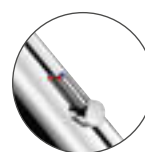
We recommend installing a TMV for taps (see page 102)
For long lever, please add "LH" after the reference

TEMPOMATIC 4

Electronic mixer and tap, mains supply or battery-operated



- **230/6V mains supply or integrated CR123 6V Lithium batteries.**
- **Reduced-stagnation solenoid valve and electronic unit integrated** into the body of the mixer/tap.
- **Scale-resistant flow straightener.**
- **Duty flush** (~60 seconds every 24 hours after last use).
- Flow rate pre-set at 3 lpm at 3 bar, can be adjusted from 1.4 - 6 lpm.
- Active, infrared presence detection, sensor at the end of the spout optimises detection.
- Chrome-plated stainless steel body.
- Cap fixed in place by 2 concealed screws.
- PEX flexibles Ø 15mm for compression fittings with stopcocks, filters and non-return valves.
- Fixing reinforced by 2 stainless steel rods.
- Anti-blocking security.
- Side temperature control with adjustable maximum temperature limiter on mixers.
- Suitable for people with reduced mobility.
- 10-year warranty.



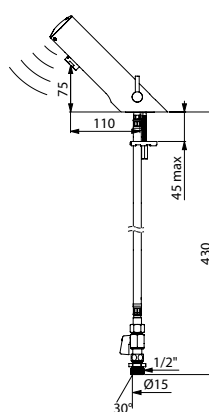
Standard lever



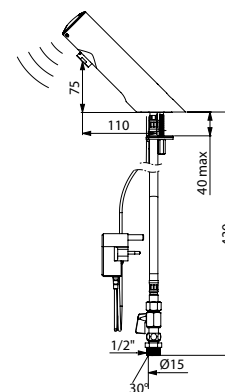
Long lever

TEMPOMATIC MIX 4 mixer		
Recessed mains supply	49000015	£452.62
Plug-in mains supply	49000115	£426.59
Battery-operated	49000615	£404.73
TEMPOMATIC 4 tap		
Recessed mains supply	44000015	£414.31
Plug-in mains supply	44000115	£387.18
Battery-operated	44000615	£365.21

We recommend installing a TMV for taps (see page 102)
For long lever, please add "LH" after the reference



49000615



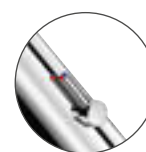
44000115

TEMPOMATIC 5

Electronic mixer and tap, mains supply or battery-operated



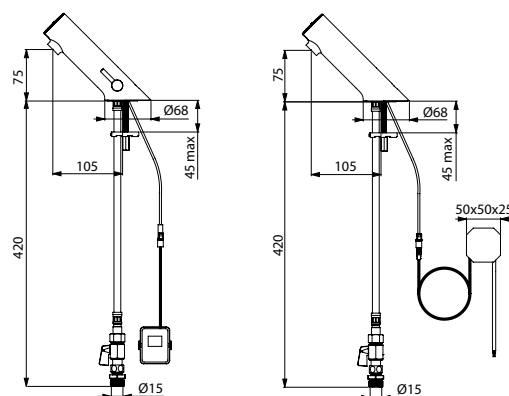
- 230/6V mains supply or CR123 6V Lithium batteries.
- Reduced-stagnation solenoid valve and electronic unit integrated into the body of the mixer/tap.
- Scale-resistant flow straightener.
- Duty flush (~60 seconds every 24 hours after last use).
- Flow rate pre-set at 3 lpm at 3 bar, can be adjusted from 1.4 - 6 lpm.
- Active, infrared presence detection, sensor at the end of the spout optimises detection.
- Chrome-plated metal body.
- PEX flexibles Ø 15mm for compression fittings with stopcocks, filters and non-return valves.
- Fixing reinforced by 2 stainless steel rods.
- Anti-blocking security.
- Side temperature control with adjustable maximum temperature limiter on mixers.
- Suitable for people with reduced mobility.
- 10-year warranty.



Standard lever

TEMPOMATIC MIX 5 mixer		
Recessed mains supply	49900015	£333.15
Plug-in mains supply	49900115	£333.15
Battery-operated	49900615	£333.15
TEMPOMATIC 5 tap		
Recessed mains supply	44900015	£294.10
Plug-in mains supply	44900115	£294.10
Battery-operated	44900615	£294.10

We recommend installing a TMV for taps (see page 102)



49900615

44900015



ANTI-SCALDING SAFETY

Maximum temperature limiter

All DELABIE's mixers are supplied with a **pre-set maximum temperature limiter**. The user cannot increase the temperature above the maximum set temperature, reducing the risk of scalding.

Automatic anti-scalding failsafe

• **SECURITHERM thermostatic technology** ensures immediate hot water (HW) shut-off if the cold water (CW) supply fails. If the CW supply fails, the European standard EN 1111 allows a slight leak of HW (0.10L/10 seconds).

With DELABIE's thermostatic mixers **the HW shut-off is complete** (with no trickle of water).

If the HW supply fails, DELABIE's SECURITHERM mixers also shut off the CW supply.

• **SECURITHERM pressure-balancing technology**, known as EP, ensures instant and automatic safety. **If the CW supply fails, the HW flow rate is reduced, removing the risk of scalding for the user.**

If the HW supply fails, the CW flow rate is likewise reduced.

Securitouch technology

Securitouch technology provides increased safety for superior comfort.

The whole mechanism on certain models is insulated, preventing any risk of burns when touching the mixer.

For more information see page 11.

COMFORT

Temperature stability

• **SECURITHERM thermostatic mixers** ensure stable temperatures regardless of pressure and flow rate variations in the system. They respond immediately to any changes.

• **SECURITHERM EP mixers** compensate for the variations in CW and HW pressure at the inlets. They ensure that the water temperature at the outlet remains stable for the user, removing the risk of scalding. *For more information see page 10.*

• **DELABIE's mechanical mixers** are fitted with an exclusive solution which effectively reduces temperature variations if there are pressure variations in the system.

However, these mechanical mixers do not have the precision of thermostatic or EP mixers and they are not fitted with automatic anti-scalding safety. They provide an intermediate economic solution.

Reduced risk of Hot Water/Cold Water cross flow

On the new generation of DELABIE's mechanical mixers, **the HW can only flow back into the CW supply (or vice versa) if the pressure differential between the inlets is greater than 1 bar.**

Therefore, the risk of cross flow between the HW and CW is very small, unlike other mixers. As a result, the risk of bacterial proliferation is reduced. Moreover, **this solution removes the need for non-return valves to be installed.**

BIOSAFE: INFECTION CONTROL

BIOCLIP removable mixers for cleaning/disinfection

Since they are in contact with water, the internal surfaces of mixers and taps are exposed to bacterial proliferation.

The mixers in the BIOCLIP range provide simple solutions to fight against the spread of germs inside and on the outside of mixers and taps, and against the spread of infectious bacteria by hand.

They allow **the interior to be cleaned completely - the only way to remove biofilm effectively - and an easy way to disinfect the mixer, for preventative or curative reasons**, to fight against bacterial development effectively.

Body with smooth interior

Most mixers and taps have bodies and spouts with rough interiors. As a result, they provide niches where bacteria can adhere.

All the internal parts of the body, including the spout, of DELABIE's mixers & taps for basins are completely smooth, reducing biofilm attachment and making it easier to treat.

For more information see page 8.

Low volume of standing water in the body

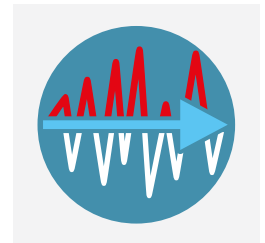
The majority of DELABIE's mixers have been specifically **designed to reduce the volume of standing water in the body** and thus significantly reduce the risk of bacterial development. In effect, water flows from the inlets to the cartridge via narrow tubes which can only hold a limited volume of water. The risk of bacterial proliferation is reduced.

WATER AND ENERGY SAVINGS

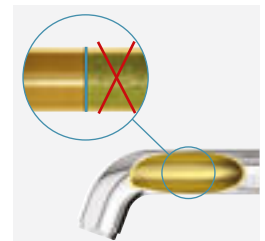
The majority of DELABIE's basin mixers are fitted with flow rate limiters set at 4 or 5 lpm at 3 bar. They offer significant water and energy savings while guaranteeing optimal comfort for the user.



Maximum temperature limiter is engaged



Temperature stability



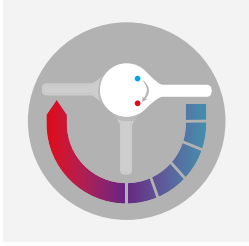
Body with smooth interior



BIOSAFE spout outlet



SEQUENTIAL MIXERS: TECHNOLOGY AND FUNCTIONALITY AT THE SERVICE OF HEALTHCARE FACILITIES



Sequential control to open/close

Improved ergonomics and functionality

The new generation of DELABIE's thermostatic mixers is sequential: the same lateral movement, over a 180° range, opens the water flow and adjusts the temperature.

Opens and closes with cold water

SECURITHERM sequential mixers open and close with cold water for increased anti-scalding safety.

Cold water

Opening with cold water, without any passage of hot water, ensures the supply of only cold water if required (exclusive to DELABIE).

Automatic anti-scalding failsafe

SECURITHERM thermostatic technology ensures immediate hot water shut-off if the cold water supply fails. If the cold water supply fails, the European standard EN 1111 allows a slight leak of hot water (0.10L/10 seconds).

With DELABIE's thermostatic mixers **the hot water shut-off is complete** (with no trickle of water). If the hot water supply fails, DELABIE's SECURITHERM mixers also shut off the cold water supply.

Thermal shock feature


With SECURITHERM sequential thermostatic mixers it is possible to **undertake thermal shocks at the temperature of the hot water in the system**. Simply remove the control lever to override the temperature limiter.

Comfort and ergonomics

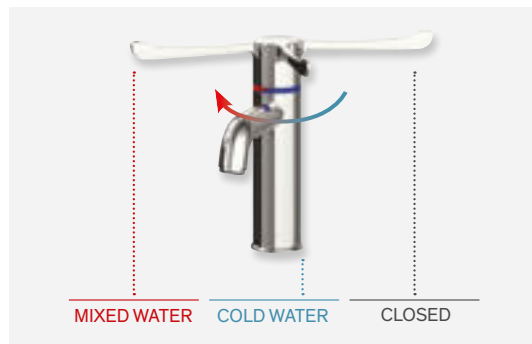
SECURITHERM sequential thermostatic mixers ensure **stable temperatures regardless of pressure and flow rate variations in the system**. They respond immediately to any changes.

Ergonomic controls

are easy to operate, and are suitable for hospital patients, the elderly or disabled people.



Removable mixer

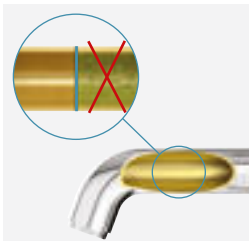


Sequential: opens and closes with cold water

BIOSAFE: infection control HW/CW cross flow is impossible

DELABIE has developed a unique system that enables **sequential thermostatic mixers to shut off the Hot Water and Cold Water directly at the inlets**, making non-return valves completely redundant.

Cross flow between the HW and CW is impossible. This reduces the risk of bacterial proliferation considerably. *For more information see page 9.*




Body with smooth interior

Low volume of standing water in the body

Sequential thermostatic mixers have just one mechanism instead of two like dual control models. As a result, **fewer components are in contact with the water** and there is less standing water in the mixer. The risk of bacterial development is reduced.



**ERGONOMIC HYGIENE
CONTROL LEVER**
No manual contact



**SEQUENTIAL CONTROL
TO OPEN/CLOSE**
Improved ergonomics
and functionality

**SECURITHERM
THERMOSTATIC MIXER**
Temperature stability
HW supply shuts off automatically
if CW supply fails




**MAXIMUM TEMPERATURE
LIMITER**
Anti-scalding failsafe

**CARTRIDGE AND BODY
WITH LOW WATER VOLUME**
Infection control

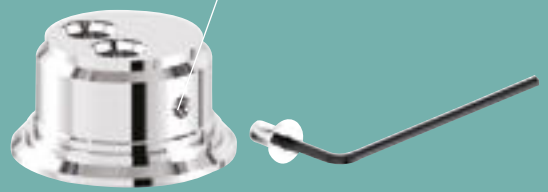
**BODY AND SPOUT
WITH SMOOTH INTERIORS**
Infection control



SECURITOUCH TECHNOLOGY
Total thermal insulation




**BIOCLIP REMOVABLE
MIXER**
Easy to clean/disinfect
the mixer



SECURITHERM BIOCLIP mixer H. 95mm

Removable sequential thermostatic mixer, smooth interior



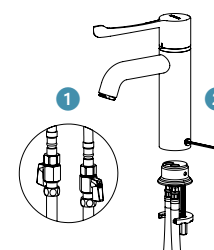
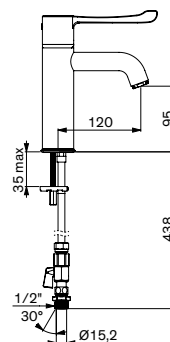
- **Sequential:** opens and closes with cold water (see page 36).
- **No risk of cross flow between hot and cold water.**
No non-return valves on the inlets.
- **Can be removed entirely** for cleaning/disinfection (see page 8).
- **Anti-scalding failsafe:** immediate shut-off if cold or hot water supply fails.
- **Securitouch thermal insulation prevents burns.**
- Spout H. 95mm L. 120mm with hygienic flow straightener.
- Scale-resistant **sequential thermostatic cartridge.**
- Temperature control: cold water up to 40°C.
- Temperature limiter set at 40°C.
- Thermal or chemical shocks are possible.
- **Body and spout with smooth interiors and low water volume** (reduces bacterial development).
- Flow rate limited to 5 lpm at 3 bar.
- No manual contact thanks to Hygiene control lever.
- Stopcocks in chrome-plated brass.
- Fixing reinforced by 2 stainless steel rods.
- Suitable for people with reduced mobility.
- 10-year warranty.



Short lever

BIOCLIP thermostatic mixer H. 95mm L. 120mm		
With lever L. 146mm		
With PEX flexibles F $\frac{3}{4}$ "	H9605	£429.76
With PEX flexibles, Ø 15mm for compression fittings	H960515	£432.29
With copper tails, Ø 15mm for compression fittings	H9605610	£467.68
With lever L. 100mm		
With PEX flexibles, Ø 15mm for compression fittings	H960515L	£429.76
With copper tails, Ø 15mm for compression fittings	H9605610L	£465.16

Option: wastes (see page 103)



How to remove:

- 1 Shut off the water supply.
- 2 Unscrew the grub screw to remove the mixer from its fixed base.

H9605610

BIOCLIP mixer H. 95mm

Removable mechanical mixer with pressure-balancing or ceramic cartridge, smooth interior



- Can be removed entirely for cleaning/disinfection (see page 8).
- Spout H. 95mm L. 120mm with hygienic flow straightener.
- Ø 40mm standard ceramic or **pressure-balancing cartridge**.
- Pre-set maximum temperature limiter.
- **Body and spout with smooth interiors and low water volume** (reduces bacterial development).
- Flow rate limited to 5 lpm at 3 bar.
- Stopcocks in chrome-plated brass.
- Fixing reinforced by 2 stainless steel rods.
- Suitable for people with reduced mobility.
- 10-year warranty.

On EP pressure-balancing versions:

- **Anti-scalding safety:** HW flow rate is reduced if CW supply fails.
- Stable temperature regardless of pressure and flow rate variations.
- Filters and non-return valves.



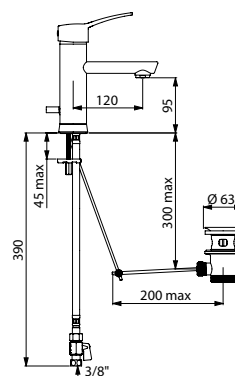
Hygiene lever

BIOCLIP mechanical mixer H. 95mm L. 120mm**With pressure-balancing**

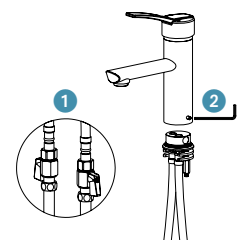
With PEX flexis, Solid lever, with brass waste 1¼"	2820TEP	£398.36
With PEX flexis, Solid lever, without waste	2821TEP	£377.77
With PEX flexis, Hygiene lever L. 150mm, with brass waste 1¼"	2820LEP	£412.11
With PEX flexis, Hygiene lever L. 150mm, without waste	2821LEP	£391.50
With copper tails, Hygiene lever L. 150mm, without waste	28216LEP	£428.36

With standard ceramic cartridge

With PEX flexis, Solid lever, with brass waste 1¼"	2820T	£357.16
With PEX flexis, Solid lever, without waste	2821T	£336.55
With PEX flexis, Hygiene lever L. 150mm, with brass waste 1¼"	2820L	£370.89
With PEX flexis, Hygiene lever L. 150mm, without waste	2821L	£350.30
With copper tails, Hygiene lever L. 150mm, without waste	28216L	£389.33

Option: wastes for models without pop-up wastes (see page 103)


2820TEP

**How to remove:**

- 1 Shut off the water supply.
- 2 Unscrew the grub screw to remove the mixer from its fixed base.

SECURITHERM mixer H. 95mm

Sequential thermostatic mixer, smooth interior



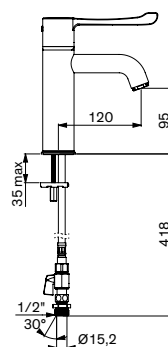
- **Sequential:** opens and closes with cold water (see page 36).
- **No risk of cross flow between hot and cold water.**
No non-return valves on the inlets.
- **Anti-scalding failsafe:** immediate shut-off if cold or hot water supply fails.
- **Securitouch thermal insulation prevents burns.**
- Spout H. 95mm L. 120mm with hygienic flow straightener.
- Scale-resistant **sequential thermostatic cartridge.**
- Temperature control: cold water up to 40°C.
- Temperature limiter set at 40°C.
- Thermal or chemical shocks are possible.
- **Body and spout with smooth interiors and low water volume** (reduces bacterial development).
- Flow rate limited to 5 lpm at 3 bar.
- No manual contact thanks to Hygiene control lever.
- Stopcocks in chrome-plated brass.
- Fixing reinforced by 2 stainless steel rods.
- Suitable for people with reduced mobility.
- 10-year warranty.



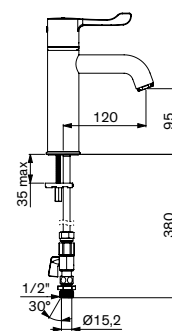
Short lever

Thermostatic mixer H. 95mm L. 120mm		
With lever L. 146mm		
With PEX flexibles F $\frac{3}{8}$ "	H9600	£379.20
With PEX flexibles, Ø 15mm for compression fittings	H960015	£381.73
With copper tails, Ø 15mm for compression fittings	H9600610	£417.13
With lever L. 100mm		
With PEX flexibles, Ø 15mm for compression fittings	H960015L	£379.20
With copper tails, Ø 15mm for compression fittings	H9600610L	£414.60

Option: wastes (see page 103)



H960015



H9600610L

Mixer H. 95mm

Mechanical mixer with pressure-balancing or ceramic cartridge, smooth interior



- Spout H. 95mm L. 120mm with hygienic flow straightener.
- Ø 35mm standard ceramic or **pressure-balancing cartridge**.
- Pre-set maximum temperature limiter.
- **Body and spout with smooth interiors and low water volume** (reduces bacterial development).
- **Thermal shocks are easy to undertake** without removing the control lever or shutting off the cold water supply (see page 11).
- Flow rate limited to 5 lpm at 3 bar.
- Fixing reinforced by 2 stainless steel rods.
- Suitable for people with reduced mobility.
- 10-year warranty.

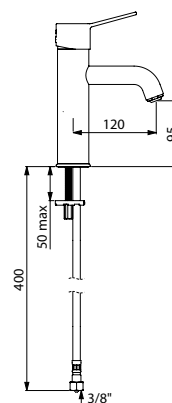


Hygiene lever

On EP pressure-balancing versions:

- **Anti-scalding safety:** HW flow rate is reduced if CW supply fails.
- Stable temperature regardless of pressure and flow rate variations.
- Filters and non-return valves.

Mechanical mixer H. 95mm L. 120mm		
With pressure-balancing		
With PEX flexis, Solid lever, with brass waste 1¼"	2720TEP	£282.23
With PEX flexis, Solid lever, without waste	2721TEP	£264.62
With PEX flexis, Hygiene lever L. 150mm, with brass waste 1¼"	2720LEP	£299.88
With PEX flexis, Hygiene lever L. 150mm, without waste	2721LEP	£282.23
With copper tails, Hygiene lever L. 150mm, without waste	27216LEP	£318.82
With standard ceramic cartridge		
With PEX flexis, Solid lever, with brass waste 1¼"	2720T	£242.90
With PEX flexis, Solid lever, without waste	2721T	£219.18
With PEX flexis, Hygiene lever L. 150mm, with brass waste 1¼"	2720L	£246.95
With PEX flexis, Hygiene lever L. 150mm, without waste	2721L	£229.32
With copper tails, Hygiene lever L. 150mm, without waste	27216L	£279.79

Option: wastes for models without pop-up wastes (see page 103)

2721T



BIOSAFE mixer H. 100mm

Mechanical mixer with pressure-balancing or ceramic cartridge, internal tube with smooth interior



- Spout H. 100mm L. 110mm with **BIOSAFE hygienic outlet** suitable for fitting a BIOFIL point-of-use filter (see page 21).
- Ø 35mm standard ceramic or **pressure-balancing cartridge**.
- Pre-set maximum temperature limiter.
- **Spout with a tube with a smooth interior and very low water volume** (reduces bacterial development).
- **Thermal shocks are easy to undertake** without removing the control lever or shutting off the cold water supply (see page 11).
- Flow rate regulated at 5 lpm.
- F3/8" PEX flexibles.
- Fixing reinforced via 2 stainless steel rods.
- Suitable for people with reduced mobility.
- 10-year warranty.



Thermal shock feature



Solid lever

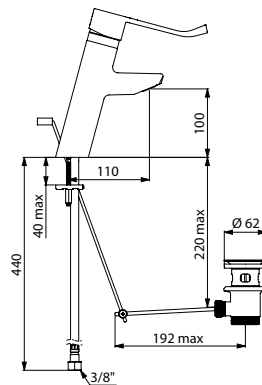
On EP pressure-balancing versions:

- **Anti-scalding safety:** HW flow rate is reduced if CW supply fails.
- Stable temperature regardless of pressure and flow rate variations.
- Filters and non-return valves.

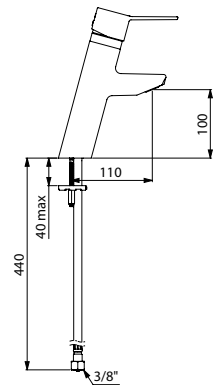
*Provisional availability 1st half 2023.
Please contact the sales office to check availability.*

BIOSAFE mechanical mixer H. 100mm L. 110mm		
Mixer with pressure-balancing		
Solid lever, pop-up waste 1¼" in brass	2920TEP	£278.49
Solid lever, without pop-up waste	2921TEP	£260.26
Hygiene lever L. 150mm, pop-up waste 1¼" in brass	2920LEP	£287.59
Hygiene lever L. 150mm, without pop-up waste	2921LEP	£273.28
Mixer with standard ceramic cartridge		
Solid lever, pop-up waste 1¼" in brass	2920T	£239.44
Solid lever, without pop-up waste	2921T	£221.23
Hygiene lever L. 150mm, pop-up waste 1¼" in brass	2920L	£248.56
Hygiene lever L. 150mm, without pop-up waste	2921L	£231.64

Options: wastes for models without pop-up wastes (see page 103), BIOFIL tap filters (see page 21)



2920L



2921TEP



26216EP: MULTIPLE DEMANDS, A UNIQUE CONCEPT

The mixer that meets all the patients' needs

As with all SECURITHERM EP mixers, the 26216EP mixer is fitted with a **maximum temperature limiter**, with **automatic anti-scalding safety**, and it also has the following specific advantages:

Pressure-balancing

The 26216EP mixer is fitted with a pressure-balancing cartridge.

This technology **compensates for the unavoidable variations in pressure in the system** (draw off at other outlets in the system, etc.), ensuring that the water temperature at the outlet remains stable.

The EP cartridge also removes the need for pressure regulators upstream of the mixer, which are complex and have large cavities and several membranes which provide additional niches where microbes can develop.

Securitouch technology

The body and mechanism of the 26216EP mixer have thermal insulation. Hot water flows from the inlets to the cartridge inside flexibles or copper tails then to the mechanism. This internal design ensures the **absence of hot spots**.

Thermal shock feature

The 26216EP is **one of the only mechanical mixers on the market allowing thermal shocks at the temperature of the Hot Water in the system without removing the control lever or shutting off the Cold Water supply**. To override the temperature limiter, simply press the little red button behind the control lever. *For more information see page 11.*

Modern design

The **sleek lines** of this mixer with **no spout** create a contemporary design without neglecting user comfort. The simple shape of the mixer reduces the build-up of dirt and facilitates cleaning, the fundamentals of hygiene.

BIOSAFE: infection control

Very low water volume in the body

This mixer has been specifically designed to reduce the volume of standing water in the body to a minimum.

Comparison of standing water volumes in mixer bodies:

Conventional mixer	26216EP mixer
	
	Water volume is significantly reduced

Smaller water passages and the absence of a spout mean that the volume of water in the body of the 26216EP mixer is significantly reduced so bacterial proliferation is also reduced.

BIOSAFE outlet integrated into the mixer body

The BIOSAFE outlet is integrated directly into the mixer body. This design, with no spout, eliminates the area that is highly susceptible to bacterial development.

This BIOSAFE outlet is made from Hostaform®, its smooth internal surface provides **nowhere for impurities or scale to adhere**, reducing the emergence and spread of bacteria and germs in damp conditions.

For more information see pages 98 - 99.

No contact with chrome, nickel or lead

The internal design of the 26216EP mixer prevents the water from coming into contact with chrome, nickel or lead. Therefore, the water delivered is safer and purer.

Water and energy savings


Fitted with flow rate limiters at 5 lpm at 3 bar, mixers from the 26216EP BIOSAFE range enable water consumption to be considerably reduced whilst still ensuring optimal user comfort.

For more information see page 13.



Thermal shock feature


The principle of temperature regulation in an EP cartridge



At 38°C: HW 3 bar/CW 3 bar



At 38°C: HW 3 bar/CW 2.5 bar



At 38°C: HW 2.5 bar/CW 3 bar



BIOSAFE spout outlet

THERMAL SHOCK FEATURE
Total safety
Easy to undertake a thermal shock




PRESSURE-BALANCING CARTRIDGE
Temperature stability
Reduces HW flow rate
if CW supply fails

MAXIMUM TEMPERATURE LIMITER
Anti-scalding safety

ROTATING COPPER TAILS
Easy to install

BIOSAFE OUTLET INTEGRATED INTO THE MIXER BODY
Maximum hygiene

CARTRIDGE AND BODY WITH LOW WATER VOLUME
Infection control



BIOSAFE mixer H. 95mm or MINI H. 50mm

Mechanical mixer with pressure-balancing or ceramic cartridge, no spout



- No spout: **BIOSAFE hygienic outlet integrated into the body.**
- **Securitouch thermal insulation prevents burns.**
- Ø 35mm standard ceramic or **pressure-balancing cartridge.**
- Pre-set maximum temperature limiter.
- **Body with very low water volume** (reduces bacterial development).
- **Thermal shocks are easy to undertake** without removing the control lever or shutting off the CW supply (see page 11).
- Flow rate limited to 5 lpm at 3 bar.
- Solid control lever.
- Rotating PEX flexibles or copper tails.
- Fixing reinforced via 2 stainless steel rods.
- Suitable for people with reduced mobility.
- 10-year warranty.

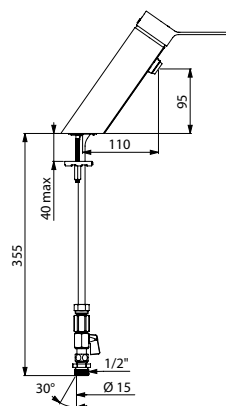
On EP pressure-balancing versions:

- **Anti-scalding safety:** HW flow rate is reduced if CW supply fails.
- Stable temperature regardless of pressure and flow rate variations.
- Filters and non-return valves.

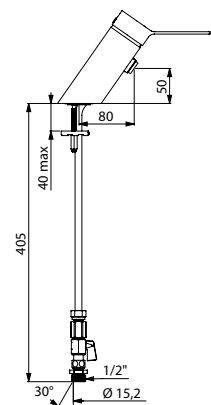


BIOSAFE mechanical mixer		
With pressure-balancing		
Copper tails - H. 95mm L. 110mm	26216EP	£297.75
Copper tails - H. 50mm L. 80mm	26216MINIEP	£281.50
PEX flexibles - H. 95mm L. 110mm	2621EP	£218.25
PEX flexibles - H. 50mm L. 80mm	2621MINIEP	£200.89
With standard ceramic cartridge		
Copper tails - H. 95mm L. 110mm	26216	£263.91
Copper tails - H. 50mm L. 80mm	26216MINI	£243.61
PEX flexibles - H. 95mm L. 110mm	2621	£176.00
PEX flexibles - H. 50mm L. 80mm	2621MINI	£158.64

Option: wastes for models without pop-up wastes (see page 103)



26216EP




26216MINI

MIXERS & TAPS FOR WASHBASINS

Mixer H. 85mm

Mechanical mixer with pressure-balancing or ceramic cartridge



- Spout H. 85mm L. 135mm with hygienic **BIOSAFE outlet** (see page 99).
- Ø 40mm standard ceramic or **pressure-balancing cartridge**.
- Pre-set maximum temperature limiter.
- Flow rate limited to 5 lpm at 3 bar.
- PEX flexibles F $\frac{3}{4}$ ".
- Fixing reinforced by 2 stainless steel rods.
- Suitable for people with reduced mobility.
- 10-year warranty.

On EP pressure-balancing versions:

- **Anti-scalding safety:** HW flow rate is reduced if CW supply fails.
- Stable temperature regardless of pressure and flow rate variations.
- Filters and non-return valves.



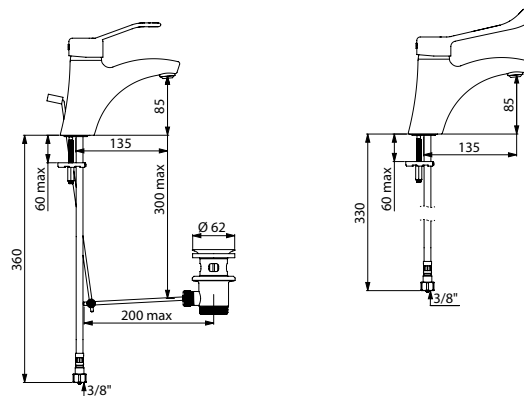
Solid lever



Hygiene lever

Mechanical mixer H. 85mm L. 135mm		
With pressure-balancing		
Sculptured lever, pop-up waste 1¼" in brass	2520EP	£232.93
Sculptured lever, without pop-up waste	2521EP	£208.21
Solid lever, pop-up waste 1¼" in brass	2520TEP	£232.93
Solid lever, without pop-up waste	2521TEP	£208.21
Hygiene lever L. 150mm, pop-up waste 1¼" in brass	2520LEP	£245.95
Hygiene lever L. 150mm, without pop-up waste	2521LEP	£221.23
With standard ceramic cartridge		
Sculptured lever, pop-up waste 1¼" in brass	2520	£189.98
Sculptured lever, without pop-up waste	2521	£165.26
Solid lever, pop-up waste 1¼" in brass	2520T	£189.98
Solid lever, without pop-up waste	2521T	£165.26
Hygiene lever L. 150mm, pop-up waste 1¼" in brass	2520L	£204.31
Hygiene lever L. 150mm, without pop-up waste`	2521L	£178.28

Options: wastes for models without pop-up wastes (see page 103), copper tails (see page 105)




2520EP

2521L

Mixer H. 60mm

Mechanical mixer with ceramic cartridge



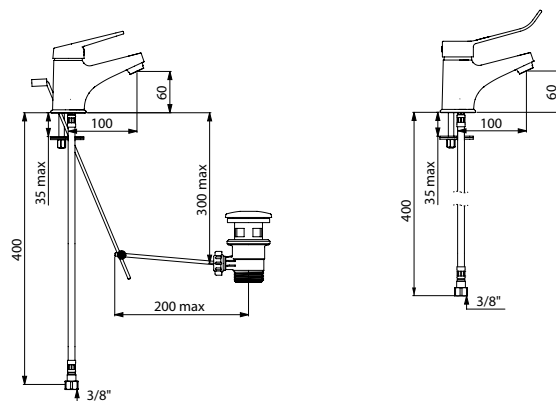
- Spout H. 60mm L. 100mm with hygienic flow straightener.
- Ø 35mm ceramic cartridge.
- Pre-set maximum temperature limiter.
- Flow rate regulated at 5 lpm.
- PEX flexibles F $\frac{3}{8}$ ".
- Reinforced fixing.
- Suitable for people with reduced mobility.
- 10-year warranty.



Sculptured lever

Mechanical mixer with standard ceramic cartridge H. 60mm L. 100mm		
Sculptured lever		
With ergonomic pop-up waste, 1 $\frac{1}{4}$ " in polypropylene	2220	£135.34
Without pop-up waste	2221	£131.42
Hygiene lever L. 120mm		
With ergonomic pop-up waste, 1 $\frac{1}{4}$ " in polypropylene	2220L	£149.65
Without pop-up waste	2221L	£144.46

Options: wastes for models without pop-up wastes (see page 103), copper tails (see page 105)



2220

2221L

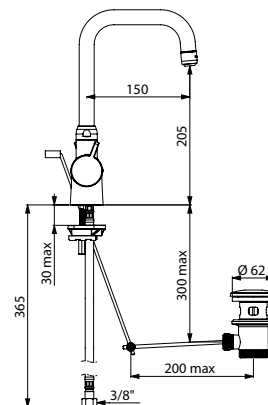


SECURITHERM mixer H. 205mm

Dual control thermostatic mixer, spout with smooth interior



- **Anti-scalding failsafe:** immediate shut-off if cold or hot water supply fails.
- Swivelling spout H. 205mm L. 150mm **with smooth interior.**
- **BIOSAFE** hygienic spout **outlet**, suitable for fitting a BIOFIL point-of-use filter (see page 21).
- Scale-resistant **thermostatic cartridge** for adjusting the temperature.
- ¼-turn ceramic head for adjusting the flow rate.
- Temperature can be adjusted, with two temperature limiters: first temperature limiter set at 38°C, and second set at 41°C.
- **Thermal shocks are easy to undertake** without removing the control knob or shutting off the CW supply (see page 11).
- Flow rate regulated at 5 lpm.
- ERGO control knobs.
- Pop-up waste 1¼" made from brass.
- PEX flexibles F¾" with filters and non-return valves.
- Fixing reinforced by 2 stainless steel rods.
- Suitable for people with reduced mobility.
- 10-year warranty.



Dual control thermostatic mixer H. 205 mm L. 150mm	H9726	£480.20
---	-------	---------

Options: wastes (see page 103),
BIOFIL tap filters (see page 21), copper tails (see page 105)

H9726



Sequential mechanical basin mixer **2664T1**

BIOSAFE mixer H. 160 to 200mm with fixed or swivelling spout

Sequential mechanical mixer with ceramic cartridge, internal tube with smooth interior



- **Sequential over a 70° range:** opens and closes with cold water (see page 36).
- **High straight spout** H. 160 - 200mm with **BIOSAFE** hygienic outlet suitable for fitting a BIOFIL point-of-use filter (see page 21).
- Ø 35mm ceramic cartridge.
- Pre-set maximum temperature limiter.
- **Spout with internal tube with smooth interior and very low water volume** (reduces bacterial development).
- **Thermal shocks are easy to undertake** without removing the control lever or shutting off the cold water supply (see page 11).
- Flow rate regulated at 5 lpm.
- No manual contact thanks to Hygiene control lever L. 200mm.
- PEX flexibles F3/8".
- Fixings reinforced by 2 stainless steel rods.
- Suitable for people with reduced mobility.
- 10-year warranty.

Provisional availability 1st half 2023.

Please contact the sales office to check availability.

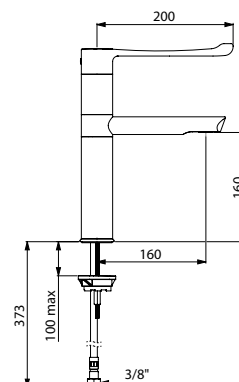
BIOSAFE sequential mechanical mixer with standard ceramic cartridge**Mixer with swivelling spout**

H. 160mm L. 160mm	2664T1	£279.79
H. 160mm L. 250mm	2664T2	£292.80
H. 200mm L. 200mm	2664T5	£287.59

Mixer with fixed spout

H. 160mm L. 160mm	2665T1	£253.75
H. 200mm L. 200mm	2665T5	£262.87

Options: wastes (see page 103), BIOFIL tap filters (see page 21)



2664T1

BIOCLIP mixer H. 180mm with swivelling spout

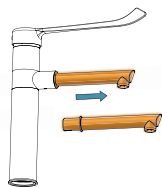
Mechanical mixer with removable spout and pressure-balancing or ceramic cartridge



- High, removable stainless steel swivelling spout H. 180mm.
- Ø 35mm standard ceramic or **pressure-balancing cartridge**.
- Pre-set maximum temperature limiter.
- **Body and spout with smooth interiors** (reduces bacterial development).
- **Thermal shocks are easy to undertake** without removing the control lever or shutting off the CW supply (see page 11).
- Flow rate regulated at 5 lpm.
- No manual contact thanks to Hygiene control lever L. 185mm.
- PEX flexibles F $\frac{3}{8}$ ".
- Fixing reinforced by 2 stainless steel rods.
- Suitable for people with reduced mobility.
- 10-year warranty.

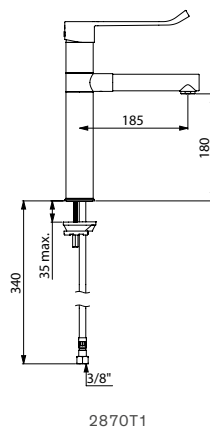
On EP pressure-balancing versions:

- **Anti-scalding safety:** HW flow rate is reduced if CW supply fails.
- Stable temperature regardless of pressure and flow rate variations.
- Filters and non-return valves.



Quick and easy to install:

- 1 Turn the stainless steel spout through 90° clockwise then pull it towards you to remove it.
- 2 Put another spout in its place.



2870T1

Mechanical mixer with swivelling BIOCLIP spout H. 180mm L. 185mm		
With pressure-balancing	2870T1EP	£357.87
With standard ceramic cartridge	2870T1	£325.33

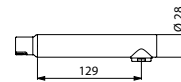
Options: wastes (see page 103), BIOFIL spout filters (see page 23), copper tails (see page 105)

Related products

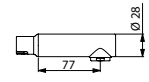


BIOCLIP stainless steel spouts

- **Removable spout** for cleaning/disinfection or autoclaving.
- Hygienic flow straightener, suitable for fitting a point-of-use filter (see *BIOFIL tap filters* page 21).



20002



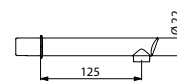
20003

2 removable stainless steel spouts Ø 28mm		
L. 129mm	20002	£104.43
L. 77mm	20003	£98.36



BIOCLIP disposable spouts

- **Removable, disposable spout** made from recyclable Hostaform® with star-shaped flow straightener.



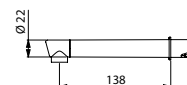
20015

15 removable disposable spouts L. 125mm, Ø 22mm		
	20015	£96.29



BIOCLIP BIOFIL spouts

- **Anti-Legionella and anti-germ removable spout filter.**
- Single use, sterilising grade 0.1µm nominal-rated.
- Maximum lifespan **2 months** after installation.
- Compatible with and resistant to chemical and thermal shocks in the water system (for more information see page 23).
- **CE marked class I Medical Device** for non-sterile version.



20040/30040

1 BIOFIL spout filter L. 138mm, Ø 22mm		
Sterile	20040	£94.02
Non-sterile	30040	£92.62

Mixer H. 165mm to 205mm with fixed or swivelling spout

Mechanical mixer with pressure-balancing or ceramic cartridge, smooth interior



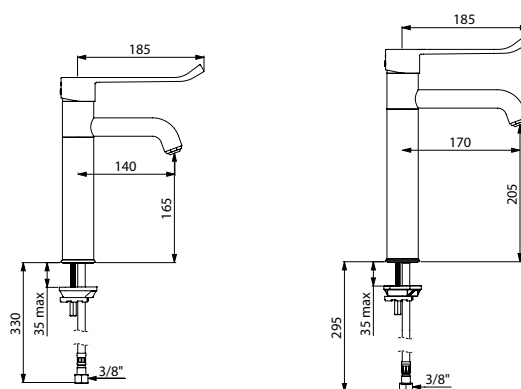
- **High spout H.** 165mm to 205mm with **BIOSAFE hygienic outlet** suitable for fitting a BIOFIL point-of-use filter (see page 21).
- Ø 35mm standard ceramic or **pressure-balancing cartridge**.
- Pre-set maximum temperature limiter.
- **Body and spout with smooth interiors** (reduces bacterial development).
- **Thermal shocks are easy to undertake** without removing the control lever or shutting off the CW supply (see page 11).
- Flow rate regulated at 5 lpm.
- No manual contact thanks to Hygiene control lever L. 185mm.
- PEX flexibles F $\frac{3}{4}$ ".
- Fixing reinforced by 2 stainless steel rods.
- Suitable for people with reduced mobility.
- 10-year warranty.

On EP pressure-balancing versions:

- **Anti-scalding safety:** HW flow rate is reduced if CW supply fails.
- Stable temperature regardless of pressure and flow rate variations.
- Filters and non-return valves.

Mechanical mixer with high spout		
Mixer with pressure-balancing		
Fixed spout H. 165mm L. 140mm	2565T1EP	£255.02
Fixed spout H. 205mm L. 170mm	2565T5EP	£264.29
Swivelling spout H. 165mm L. 140mm	2564T1EP	£280.12
Swivelling spout H. 165mm L. 220mm	2564T2EP	£292.66
Swivelling spout H. 205mm L. 170mm	2564T5EP	£289.63
Mixer with standard ceramic cartridge		
Fixed spout H. 165mm L. 140mm	2565T1	£214.72
Fixed spout H. 205mm L. 170mm	2565T5	£224.63
Swivelling spout H. 165mm L. 140mm	2564T1	£240.75
Swivelling spout H. 165mm L. 220mm	2564T2	£253.15
Swivelling spout H. 205mm L. 170mm	2564T5	£250.00

Options: wastes (see page 103), BIOFIL tap filters (see page 21), copper tails (see page 105)




2565T1

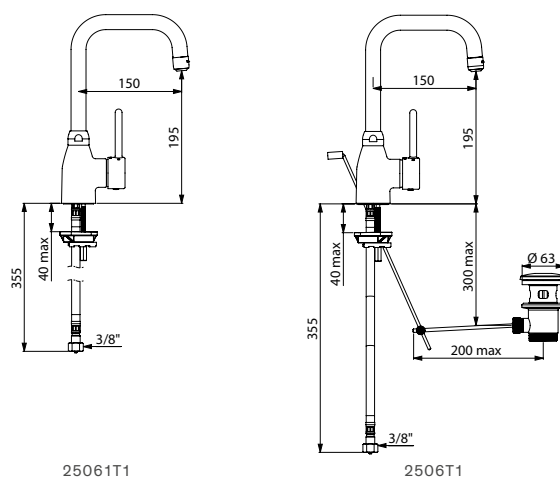
2565T5EP

Mixer H. 195mm

Mechanical mixer with ceramic cartridge, spout with smooth interior



- **Swivelling, tubular spout H. 195mm L. 150mm** with **BIOSAFE hygienic outlet** (see page 99).
- **High spout** suitable for fitting a BIOFIL point-of-use filter (see page 21).
- Ø 35mm ceramic cartridge.
- Maximum temperature limiter supplied but not installed.
- **Spout with smooth interior** (reduces bacterial development).
- Flow rate limited to 5 lpm at 3 bar.
- Slimline control lever.
- PEX flexibles F $\frac{3}{8}$ ".
- Fixing reinforced by 2 stainless steel rods.
- Suitable for people with reduced mobility.
- 10-year warranty.



Mechanical mixer with standard ceramic cartridge H. 195mm L. 150mm		
Pop-up waste, 1¼" in brass	2506T1	£282.23
Without pop-up waste	25061T1	£239.77

Options: wastes (see page 103), BIOFIL tap filters (see page 21), copper tails (see page 105)

Mixer H. 100mm

Mechanical mixer with ceramic cartridge, smooth interior



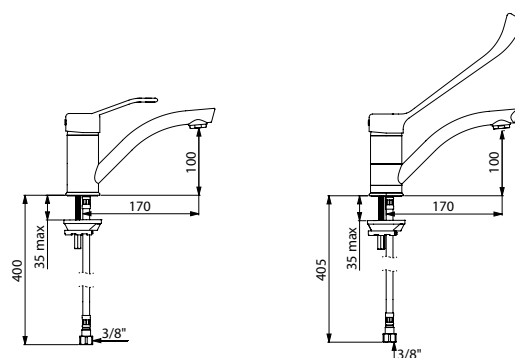
- **Swivelling spout H. 100mm L. 170mm** with hygienic flow straightener.
- Ø 40mm ceramic cartridge.
- Pre-set maximum temperature limiter.
- **Body and spout with smooth interiors** (reduces bacterial development).
- Flow rate limited to 5 lpm at 3 bar.
- PEX flexibles F $\frac{3}{8}$ ".
- Fixing reinforced by 2 stainless steel rods.
- Suitable for people with reduced mobility.
- 10-year warranty.



Sculptured lever



Solid lever



2522

2522L

Mechanical mixer with standard ceramic cartridge H. 100mm L. 170mm		
Sculptured control lever	2522	£185.45
Solid control lever	2522T	£185.45
Hygiene control lever L. 200mm	2522L	£199.20

Options: wastes (see page 103), copper tails (see page 105)




Mixers & taps for sinks & troughs

ELECTRONIC
CONTROLS
61



THERMOSTATIC,
PRESSURE-
BALANCING OR
CERAMIC MIXERS
66



MIXERS WITH
RETRACTING HAND
SPRAYS
75





HEMI round basin **120490** - TEMPOMATIC MIX BIOCLIP electronic mixer **20870T3**
Electronic soap dispenser **512066S** - Paper towel dispenser **510601S** - Wall-mounted stainless steel rectangular bin **510461S**

TEMPOMATIC MIX

Electronic mains or battery-operated mixer with swivelling spout



- Independent IP65 electronic control unit.
- 230/12V mains supply with transformer or CR123 6V Lithium batteries.
- BIOCLIP models supplied with 2 removable stainless steel spouts L. 185mm.
- Body and spout with smooth interiors (reduces bacterial development).
- Adjustable duty flush (pre-set flush ~60 seconds every 24 hours after last use).
- Flow rate limited to 9 lpm at 3 bar.
- Shock-resistant infrared presence detection sensor.
- Chrome-plated brass body with fixing reinforced by 2 stainless steel rods.
- Hygiene lever L. 100mm controls temperature.
- PEX flexibles with filters and solenoid valves M $\frac{3}{8}$ ".
- Anti-blocking security.
- Solenoid valves are upstream of the mixing chamber.
- Suitable for people with reduced mobility.
- 10-year warranty.

Two shut-off options on mains supply models:**Standard mode:** timed flow with automatic shut-off.**ON/OFF mode:** user shuts off flow voluntarily or automatic shut-off after 30 minutes of flow.

Thermal shocks are possible.

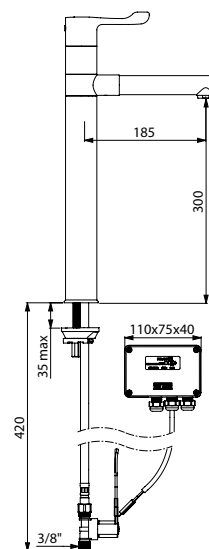
Pro tip: in ON/OFF mode position the sensor on the side of the mixer.**TEMPOMATIC MIX mixer with swivelling spout****Mains supply**

BIOCLIP, H. 300mm L. 185mm	20870T3	£696.22
H. 305mm L. 250mm	20164T4	£624.25

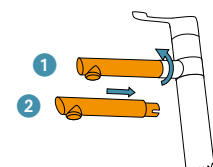
Battery-operated

H. 305mm L. 250mm	20464T4	£676.30
-------------------	----------------	----------------

Options: wastes (see page 103), BIOFIL tap filters (see page 21), stainless steel spouts or BIOFIL spout filters (see page 68)



20870T3

**Quick and easy to install:**

- 1 Turn the stainless steel spout through 90° clockwise then pull it towards you to remove it.
- 2 Put another spout in its place.

TEMPOMATIC PRO

Electronic mixer and tap, mains supply or battery-operated



- Independent IP65 electronic control unit.
- 230/12V mains supply with transformer or CR123 6V Lithium batteries.
- Scale-resistant flow straightener suitable for fitting a BIOFIL point-of-use filter (see page 21).
- 360° swivelling spout with smooth interior (reduces bacterial development).
- Removable spout for cleaning/disinfection.
- Adjustable duty flush (pre-set flush ~60 seconds every 24 hours after last use).
- Flow rate pre-set at 4 lpm at 3 bar, can be adjusted from 1.4 - 6 lpm.
- Shock-resistant infrared presence detection sensor.
- Chrome-plated brass body with fixing reinforced by 2 stainless steel rods.
- PEX flexibles with filters and solenoid valves Ø 15mm for compression fittings.
- Anti-blocking security.
- Suitable for people with reduced mobility.
- 10-year warranty.



Long lever

On mixers:

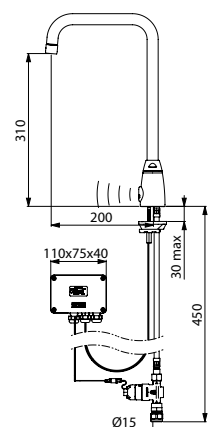
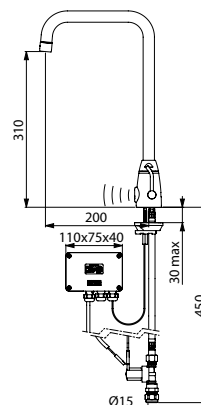
- Side temperature control with adjustable maximum temperature limiter and long ergonomic lever.
- Solenoid valves are upstream of the mixing chamber.

Two shut-off options on mains supply models:

Standard mode: timed flow with automatic shut-off.

ON/OFF mode: user shuts off flow voluntarily or automatic shut-off after 30 minutes of flow.

Thermal shocks are possible.



TEMPOMATIC MIX PRO mixer H. 310mm L. 200mm		
Mains supply	49525315	£602.63
Battery-operated	49525715	£715.28
TEMPOMATIC PRO tap H. 310mm L. 200mm		
Mains supply	44525315	£516.75
Battery-operated	44525715	£558.99

We recommend installing a TMV for taps (see page 102)

Option: BIOFIL tap filters (see page 21)

49525315

44525715

BINOPTIC

Electronic mixer and tap, mains supply or battery-operated



- Independent IP65 electronic control unit.
- 230/12V mains supply with transformer or CR123 6V Lithium batteries.
- Scale-resistant flow straightener.
- Spout with smooth interior and low water volume (reduces bacterial development).
- Adjustable duty flush (pre-set flush ~60 seconds every 24 hours after last use).
- Flow rate pre-set at 3 lpm at 3 bar, can be adjusted from 1.4 - 6 lpm.
- Active, infrared presence detection, sensor at the end of the spout optimises detection.
- Chrome-plated brass body.
- PEX flexibles with filters and solenoid valves Ø 15mm for compression fittings.
- Fixing reinforced by 2 stainless steel rods.
- Anti-blocking security.
- Side temperature control with adjustable maximum temperature limiter and long lever on mixers.
- Suitable for people with reduced mobility.
- 10-year warranty.



Long lever

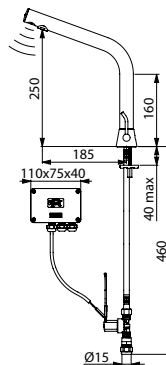
Two drop heights available depending on the choice of sink:

H. 170mm for semi-recessed sinks.

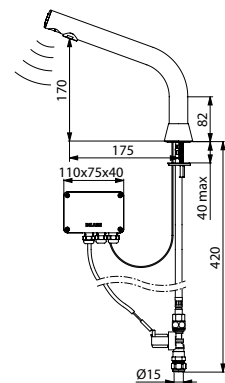
H. 250mm for countertop sinks.

BINOPTIC MIX mixer		
Mains supply		
H. 170mm	388MCHLH15	£584.03
H. 250mm	398MCHLH15	£625.64
Battery-operated		
H. 170mm	488MCHLH15	£690.84
H. 250mm	498MCHLH15	£732.45
BINOPTIC tap		
Mains supply		
H. 170mm	38801515	£446.70
H. 250mm	39801515	£488.29
Battery-operated		
H. 170mm	48801515	£536.88
H. 250mm	49801515	£578.48

We recommend installing a TMV for taps (see page 102)



398MCHLH15



38801515



ANTI-SCALDING SAFETY

Maximum temperature limiter

All DELABIE's mixers are supplied with a **pre-set maximum temperature limiter**. The user cannot increase the temperature above the maximum set temperature, reducing the risk of scalding.

Automatic anti-scalding failsafe

• SECURITHERM thermostatic technology

ensures immediate hot water (HW) shut-off if the cold water (CW) supply fails. If the CW supply fails, the European standard EN 1111 allows a slight leak of HW (0.10L/10 seconds).

With DELABIE's thermostatic mixers **the HW shut-off is complete** (with no trickle of water).

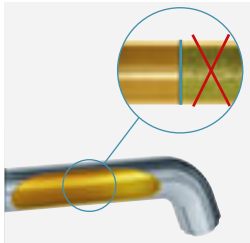
If the HW supply fails, DELABIE's SECURITHERM mixers also shut off the CW supply.

• SECURITHERM pressure-balancing technology, known as EP, ensures instant and automatic safety. **If the CW supply fails, the HW flow rate is reduced, removing the risk of scalding for the user.**

If the HW supply fails, the CW flow rate is likewise reduced.



Maximum temperature limiter is engaged



Body with smooth interior

BIOSAFE: INFECTION CONTROL

BIOCLIP removable mixers for cleaning/disinfection

Since they are in contact with water, the internal surfaces of mixers and taps are exposed to bacterial proliferation.

The mixers in the BIOCLIP range provide simple solutions to fight against the spread of germs inside and on the outside of mixers and taps, and against the spread of infectious bacteria by hand.

They allow **the interior to be cleaned completely - the only way to remove biofilm effectively - and an easy way to disinfect the mixer, for preventative or curative reasons**, to fight against bacterial development effectively.

For more information see page 8.

Body with smooth interior

Most mixers and taps have bodies and spouts with rough interiors. As a result, they provide niches where bacteria can adhere.

All the internal parts of the body, including the spout, of DELABIE's mixers & taps for sinks are completely smooth, reducing biofilm attachment and making it easier to treat.

For more information see page 8.

Specifically designed spout heights

- A high spout reduces the risk of retro-contamination by bacteria.

- Deck-mounted mixers with high spouts are suitable for fitting all-germ point-of-use filters.



Ergonomic controls



COMFORT

Temperature stability

• **SECURITHERM thermostatic mixers** ensure stable temperatures regardless of pressure and flow rate variations in the system. They respond immediately to any changes.

• **SECURITHERM EP mixers** compensate for the variations in CW and HW pressure at the inlets. They ensure that the water temperature at the outlet remains stable for the user, removing the risk of scalding. *For more information see page 10.*

• **DELABIE's mechanical mixers** are fitted with an exclusive solution which effectively reduces temperature variations if there are pressure variations in the system.

However, these mechanical mixers do not have the precision of thermostatic or EP mixers and they are not fitted with automatic anti-scalding safety.

They provide an intermediate economic solution.

Reduced risk of Hot Water/Cold Water cross flow

On the new generation of DELABIE's mechanical mixers, **the HW can only flow back into the CW supply (or vice versa) if the pressure differential between the inlets is greater than 1 bar.**

Therefore, the risk of cross flow between the HW and CW is very small, unlike other mixers.

As a result, the risk of bacterial proliferation is reduced.

Moreover, **this solution removes the need for non-return valves to be installed.**

Optimised hand washing and personal washing

thanks to a large drop height and increased spout length.

Ergonomic controls

DELABIE offers a wide choice of ergonomic control levers - Hygiene, sculptured or solid levers - to meet the needs of different users. Hygiene levers are specifically designed for healthcare professionals and patients with reduced mobility, and can be controlled with no manual contact using the wrist, forearm or elbow.

AND ALSO...

Robust

- Body, base and spout made from chrome-plated brass.

- Fixing reinforced by 2 stainless steel rods with back-nuts for deck-mounted models: easy to install and reduces vandalism.

10-year warranty against any manufacturing defects.

**THERMAL SHOCK
FEATURE**

Total safety
Easy to undertake
a thermal shock



HYGIENE LEVER
No manual contact




MAXIMUM TEMPERATURE LIMITER
Anti-scalding safety

**CARTRIDGE AND BODY WITH LOW
WATER VOLUME**
Infection control




**BODY AND SPOUT WITH SMOOTH
INTERIORS**
Infection control

**HYGIENIC FLOW
STRAIGHTENER**
Infection control



SECURITHERM mixer H. 160mm

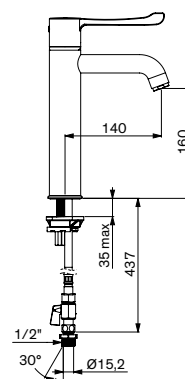
Sequential thermostatic mixer, smooth interior



- **Sequential:** opens and closes with cold water (see page 36).
- **No risk of cross flow between hot and cold water.**
No non-return valves on the inlets.
- BIOCLIP models: **can be removed entirely** for cleaning/disinfection (see page 8).
- **Anti-scalding failsafe:** immediate shut-off if cold or hot water supply fails.
- **Securitouch thermal insulation prevents burns.**
- Spout H. 160mm L. 140mm with hygienic flow straightener.
- Scale-resistant **sequential thermostatic cartridge.**
- Temperature control: cold water up to 40°C.
- Temperature limiter set at 40°C.
- Thermal or chemical shocks are possible.
- **Body and spout with smooth interiors and low water volume** (reduces bacterial development).
- Flow rate regulated at 9 lpm.
- No manual contact thanks to Hygiene control lever L. 146mm.
- Stopcocks in chrome-plated brass.
- Fixing reinforced by 2 stainless steel rods.
- Suitable for people with reduced mobility.
- 10-year warranty.

SECURITHERM thermostatic mixer H. 160mm L. 140mm		
BIOCLIP: with removable body		
With PEX flexibles F $\frac{3}{8}$ "	H9625	£539.90
With PEX flexibles, Ø 15mm for compression fittings	H962515	£542.74
With copper tails, Ø 15mm for compression fittings	H9625610	£607.77
Non BIOCLIP		
With PEX flexibles F $\frac{3}{8}$ "	H9620	£463.74
With PEX flexibles, Ø 15mm for compression fittings	H962015	£465.33
With copper tails, Ø 15mm for compression fittings	H9620610	£509.20

Option: wastes (see page 103)



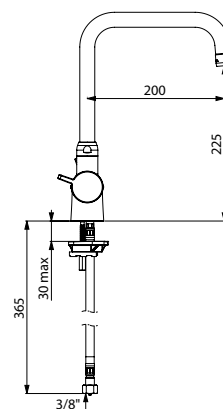
H962515

SECURITHERM mixer H. 225mm

Dual control thermostatic mixer, spout with smooth interior



- **Anti-scalding failsafe:** immediate shut-off if cold or hot water supply fails.
- Swivelling spout H. 225mm L. 200mm **with smooth interior.**
- Hygienic flow straightener suitable for fitting a BIOFIL point-of-use filter (see page 21).
- Scale-resistant **thermostatic cartridge** for adjusting the temperature.
- ¼-turn ceramic head for adjusting the flow rate.
- Temperature can be adjusted, with two temperature limiters: first temperature limiter set at 38°C, and second set at 41°C.
- **Thermal shocks are easy to undertake** without removing the control knob or shutting off the CW supply (see page 11).
- Flow rate limited to 9 lpm at 3 bar.
- ERGO control knobs.
- PEX flexibles F $\frac{3}{8}$ " with filters and non-return valves.
- Fixing reinforced by 2 stainless steel rods.
- Suitable for people with reduced mobility.
- 10-year warranty.



Dual control thermostatic mixer H. 225mm L. 200mm	H9716	£432.72
--	-------	---------

Options: wastes (see page 103), BIOFIL tap filters (see page 21)

H9716

BIOCLIP mixer H. 320mm with swivelling spout

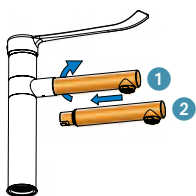
Mechanical mixer with removable spout and pressure-balancing or ceramic cartridge



- High, removable stainless steel swivelling spout H. 320mm L. 185mm.
- Ø 35mm standard ceramic or **pressure-balancing cartridge**.
- Pre-set maximum temperature limiter.
- **Body and spout with smooth interiors** (reduces bacterial development).
- **Thermal shocks are easy to undertake** without removing the control lever or shutting off the CW supply (see page 11).
- Flow rate limited to 9 lpm at 3 bar.
- No manual contact thanks to Hygiene control lever L. 185mm.
- PEX flexibles F $\frac{3}{8}$ ".
- Fixing reinforced by 2 stainless steel rods.
- Suitable for people with reduced mobility.
- 10-year warranty.

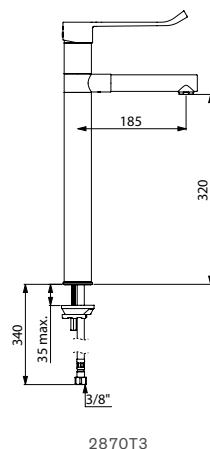
On EP pressure-balancing versions:

- **Anti-scalding safety:** HW flow rate is reduced if CW supply fails.
- Stable temperature regardless of pressure and flow rate variations.
- Filters and non-return valves.



Quick and easy to install:

- 1 Turn the stainless steel spout through 90° clockwise then pull it towards you to remove it.
- 2 Put another spout in its place.



2870T3

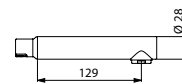
BIOCLIP mechanical mixer with swivelling spout H. 320mm L. 185mm		
Mixer with pressure-balancing	2870T3EP	£390.39
Mixer with standard ceramic cartridge	2870T3	£351.36
Options: wastes (see page 103), BIOFIL filter spouts (see page 23), copper tails (see page 105)		

Related products

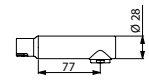


BIOCLIP stainless steel spouts

- **Removable spout** for cleaning/disinfection or autoclaving.
- Hygienic flow straightener, suitable for fitting a point-of-use filter (see *BIOFIL tap filters* page 21).



20002



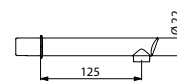
20003

2 removable stainless steel spouts Ø 28mm		
L. 129mm	20002	£104.43
L. 77mm	20003	£98.36



BIOCLIP disposable spouts

- **Removable, disposable spout** made from recyclable Hostaform® with star-shaped flow straightener.



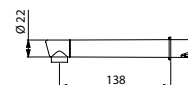
20015

15 removable disposable spouts L. 125mm, Ø 22mm		
	20015	£96.29



BIOCLIP BIOFIL spouts

- **Anti-Legionella and all-germ removable spout filter.**
- Single use, sterilising grade 0.1µm nominal-rated.
- Maximum lifespan **2 months** after installation.
- Compatible with and resistant to chemical and thermal shocks in the water system (for more information see page 23).
- **CE marked class I Medical Device** for non-sterile version.



20040/30040

1 BIOFIL filter spout L. 138mm, Ø 22mm		
Sterile	20040	£94.02
Non-sterile	30040	£92.62

Mixer H. 305mm with fixed or swivelling spout

Mechanical mixer with pressure-balancing or ceramic cartridge, smooth interior



- **High spout H. 305mm** with hygienic flow straightener suitable for fitting a BIOFIL point-of-use filter (see page 21).
- Ø 35mm standard ceramic or **pressure-balancing cartridge**.
- Pre-set maximum temperature limiter.
- **Body and spout with smooth interiors** (reduces bacterial development).
- **Thermal shocks are easy to undertake** without removing the control lever or shutting off the CW supply (see page 11).
- Flow rate limited to 9 lpm at 3 bar.
- No manual contact thanks to Hygiene control lever L. 185mm.
- PEX flexibles F $\frac{3}{8}$ ".
- Fixing reinforced by 2 stainless steel rods.
- Suitable for people with reduced mobility.
- 10-year warranty.

On EP pressure-balancing versions:

- **Anti-scalding safety:** HW flow rate is reduced if CW supply fails.
- Stable temperature regardless of pressure and flow rate variations.
- Filters and non-return valves.

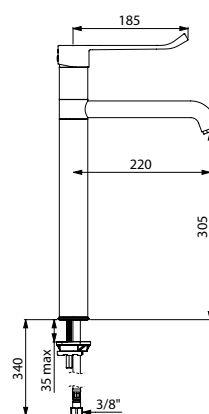
Mechanical mixer with high spout**Mixer with pressure-balancing**

Fixed spout H. 305mm L. 140mm	2565T3EP	£288.76
Swivelling spout H. 305mm L. 140mm	2564T3EP	£306.53
Swivelling spout H. 305mm L. 220mm	2564T4EP	£316.44

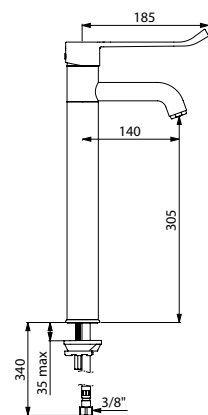
Mixer with standard ceramic cartridge

Fixed spout H. 305mm L. 140mm	2565T3	£249.12
Swivelling spout H. 305mm L. 140mm	2564T3	£266.89
Swivelling spout H. 305mm L. 220mm	2564T4	£276.87

Options: wastes (see page 103), BIOFIL filter spouts (see page 23), copper tails (see page 105)



2564T4



2565T3EP

BIOSAFE mixer H. 300mm with fixed or swivelling spout

Sequential mechanical mixer with ceramic cartridge, internal tube with smooth interior

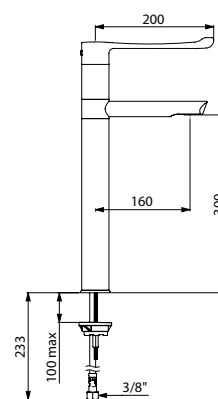


- **Sequential over a 70° range:** opens and closes with cold water (see page 36).
- **High straight spout H. 300mm with BIOSAFE hygienic outlet** suitable for fitting a BIOFIL point-of-use filter (see page 21).
- Ø 35mm ceramic cartridge.
- Pre-set maximum temperature limiter.
- **Spout with internal tube with smooth interior and very low water volume** (reduces bacterial development).
- **Thermal shocks are easy to undertake** without removing the control lever or shutting off the cold water supply (see page 11).
- Flow rate regulated at 5 lpm.
- No manual contact thanks to Hygiene control lever L. 200mm.
- PEX flexibles F $\frac{3}{8}$ ".
- Fixings reinforced by 2 stainless steel rods.
- Suitable for people with reduced mobility.
- 10-year warranty.

*Provisional availability 1st half 2023.
Please contact the sales office to check availability.*

BIOSAFE sequential mechanical mixer with standard ceramic cartridge		
Mixer with swivelling spout		
H. 300mm L. 160mm	2664T3	£305.82
H. 300mm L. 250mm	2664T4	£314.92
Mixer with fixed spout		
H. 300mm L. 160mm	2665T3	£279.79

Options: wastes (see page 103), BIOFIL tap filters (see page 21), copper tails (see page 105)



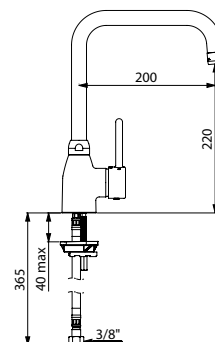
2664T3

Mixer H. 220mm

Mechanical mixer with ceramic cartridge, spout with smooth interior



- **Swivelling, tubular spout H. 220mm L. 200mm** with hygienic flow straightener (see page 99).
- **High spout** suitable for fitting a BIOFIL point-of-use filter (see page 21).
- Ø 35mm ceramic cartridge.
- Maximum temperature limiter supplied but not installed.
- **Spout with smooth interior** (reduces bacterial development).
- Flow rate limited to 9 lpm at 3 bar.
- Slimline control lever.
- PEX flexibles F $\frac{3}{8}$ ".
- Fixing reinforced by 2 stainless steel rods.
- Suitable for people with reduced mobility.
- 10-year warranty.



Mechanical mixer with standard ceramic cartridge H. 220mm L. 200mm	2506T2	£245.34
---	--------	---------

Options: wastes (see page 103), BIOFIL tap filters (see page 21), copper tails (see page 105)

2506T2

Mixer H. 145mm

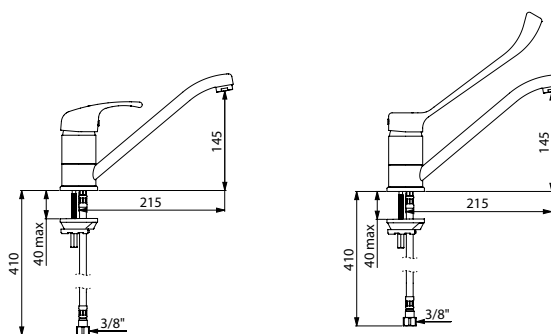
Mechanical mixer with ceramic cartridge, smooth interior



- **Swivelling spout** H. 145mm L. 215mm with hygienic flow straightener.
- Ø 40mm ceramic cartridge.
- Pre-set maximum temperature limiter.
- **Body and spout with smooth interiors** (reduces bacterial development).
- Flow rate limited to 9 lpm at 3 bar.
- PEX flexibles F $\frac{3}{8}$ ".
- Fixing reinforced by 2 stainless steel rods.
- Suitable for people with reduced mobility.
- 10-year warranty.



Sculptured lever



2210

2210L

Mechanical mixer with standard ceramic cartridge H. 145mm L. 215mm		
Sculptured control lever	2210	£179.07
Hygiene control lever L. 200	2210L	£196.95

Options: wastes (see page 103), BIOFIL tap filters (see page 21), copper tails (see page 105)

Mixer H. 155mm

Mechanical mixer with ceramic cartridge, smooth interior



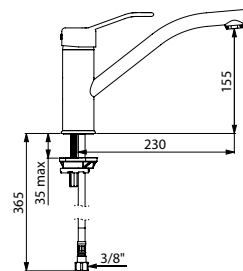
- **Swivelling spout** H. 155mm L. 230mm with hygienic flow straightener.
- Ø 40mm ceramic cartridge.
- Pre-set maximum temperature limiter.
- **Body and spout with smooth interiors** (reduces bacterial development).
- Flow rate limited to 9 lpm at 3 bar.
- PEX flexibles F^{3/8"}.
- Fixing reinforced by 2 stainless steel rods.
- Suitable for people with reduced mobility.
- 10-year warranty.



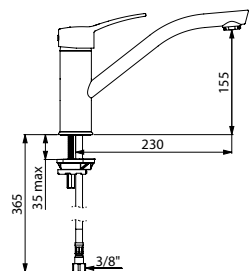
Sculptured lever



Solid lever



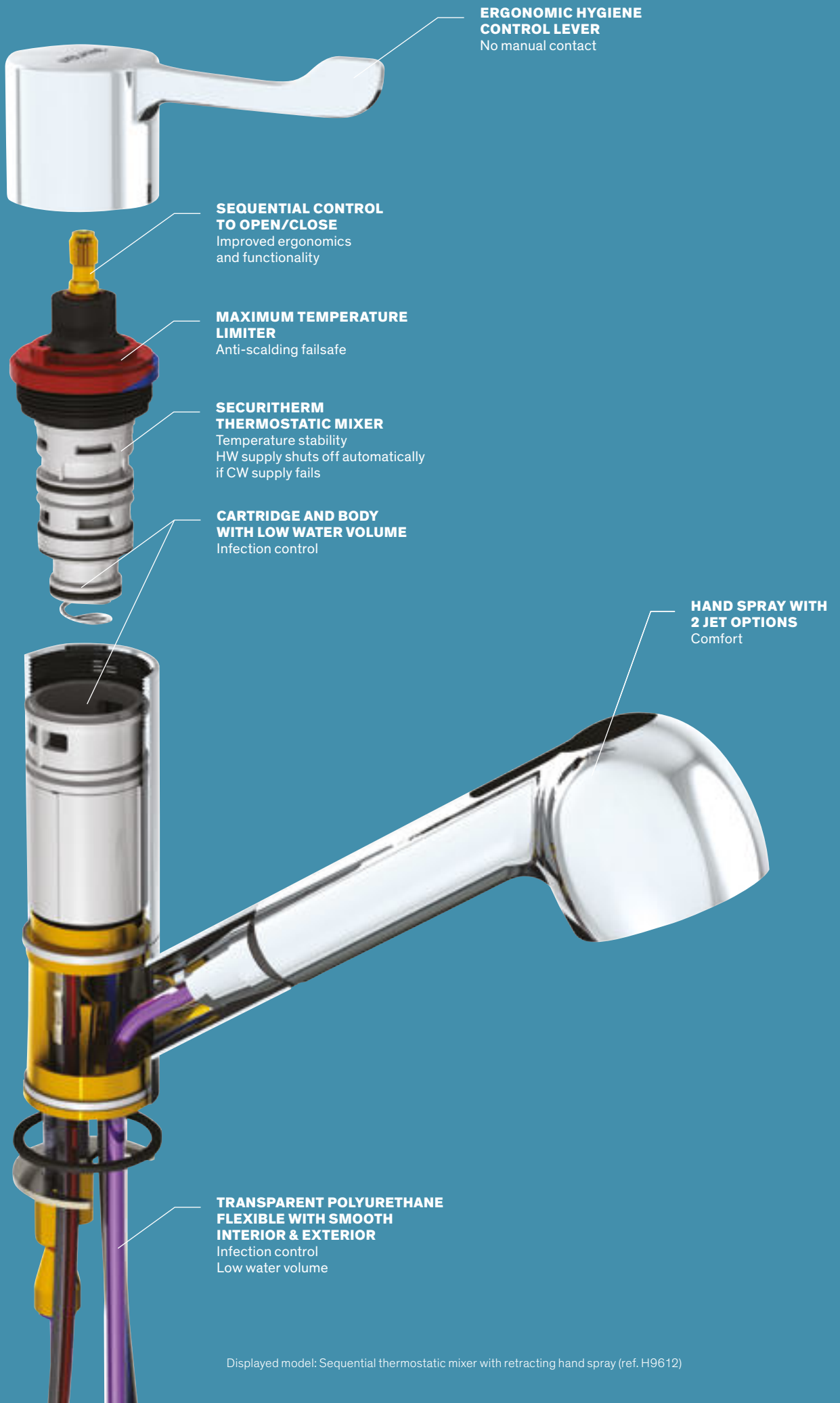
2510



2510T

Mechanical mixer with standard ceramic cartridge H. 155mm L. 230mm		
Sculptured control lever	2510	£208.21
Solid control lever	2510T	£208.21
Hygiene control lever L. 200mm	2510L	£221.23

Options: wastes (see page 103), BIOFIL tap filters (see page 21), copper tails (see page 105)



ERGONOMIC HYGIENE CONTROL LEVER
No manual contact

SEQUENTIAL CONTROL TO OPEN/CLOSE
Improved ergonomics and functionality

MAXIMUM TEMPERATURE LIMITER
Anti-scalding failsafe

SECURITHERM THERMOSTATIC MIXER
Temperature stability
HW supply shuts off automatically if CW supply fails

CARTRIDGE AND BODY WITH LOW WATER VOLUME
Infection control

HAND SPRAY WITH 2 JET OPTIONS
Comfort

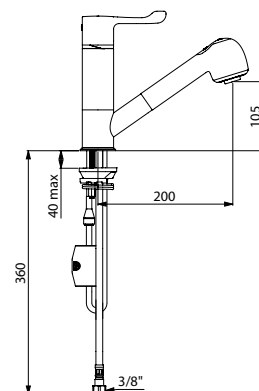
TRANSPARENT POLYURETHANE FLEXIBLE WITH SMOOTH INTERIOR & EXTERIOR
Infection control
Low water volume

SECURITHERM mixer with retracting hand spray H. 105mm

Sequential thermostatic mixer with swivelling outlet



- Suitable for baby baths.
- **Sequential:** opens and closes with cold water (see page 36).
- **No risk of cross flow between the hot and cold water.**
No non-return valves on the inlets.
- **Anti-scalding failsafe:** immediate shut-off if cold or hot water supply fails.
- **Securitouch thermal insulation prevents burns.**
- Swivelling outlet H. 105mm L. 200mm.
- Retracting hand spray with 2 jet options: flow straightener/rain effect.
- Scale-resistant **sequential thermostatic cartridge.**
- Temperature control: cold water up to 40°C.
- Temperature limiter set at 40°C.
- **Body with smooth interior** (reduces bacterial development).
- Flow rate regulated at 3 lpm.
- No manual contact thanks to Hygiene control lever L. 100mm.
- **BIOSAFE flexible shower hose reduces bacterial proliferation:** transparent polyurethane, ensures timely replacement if biofilm is present; smooth interior and exterior.
- Flexible with narrow interior: low water volume.
- Specific counterweight.
- PEX flexibles F $\frac{3}{8}$ ".
- Fixing reinforced by 2 stainless steel rods.
- Suitable for people with reduced mobility.
- 10-year warranty.




Sequential thermostatic mixer with retracting hand spray H. 105mm L. 200mm	H9612	£478.76
Option: wastes (see page 103)		

H9612

Mixer with retracting hand spray H. 105mm L. 200mm

Mechanical mixer with pressure-balancing or ceramic cartridge, swivelling outlet



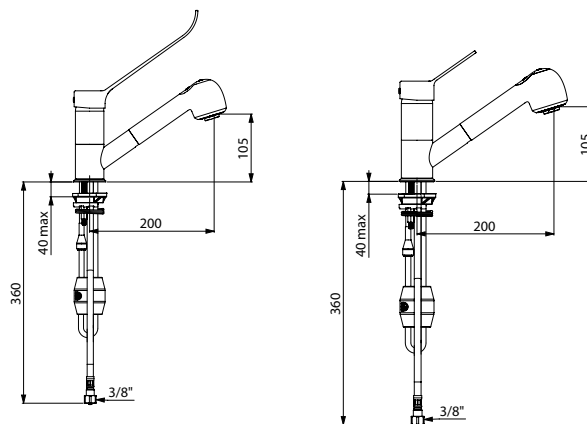
- Suitable for baby baths.
- **Securitouch thermal insulation prevents burns.**
- Swivelling outlet H. 105mm L. 200mm.
- Retracting hand spray with 2 jet options: flow straightener/rain effect.
- Ø 40mm standard ceramic or **pressure-balancing cartridge**.
- Pre-set maximum temperature limiter.
- **Body with smooth interior** (reduces bacterial development).
- Flow rate limited to 7 lpm at 3 bar.
- **BIOSAFE flexible shower hose reduces bacterial proliferation:** transparent polyurethane, ensures timely replacement if biofilm is present; smooth interior and exterior.
- Flexible with narrow interior: low water volume.
- Specific counterweight.
- PEX flexibles F $\frac{3}{8}$ ".
- Fixing reinforced by 2 stainless steel rods.
- Suitable for people with reduced mobility.
- 10-year warranty.



Solid lever

On EP pressure-balancing versions:

- **Anti-scalding safety:** HW flow rate is reduced if CW supply fails.
- Stable temperature regardless of pressure and flow rate variations.
- Filters and non-return valves.



2211L

2211EP

Mechanical mixer with retracting hand spray H. 105mm L. 200mm		
Mixer with pressure-balancing		
Solid lever	2211EP	£343.00
Hygiene lever L. 175mm	2211LEP	£350.13
With standard ceramic cartridge		
Solid lever	2211	£300.13
Hygiene lever L. 175mm	2211L	£307.28

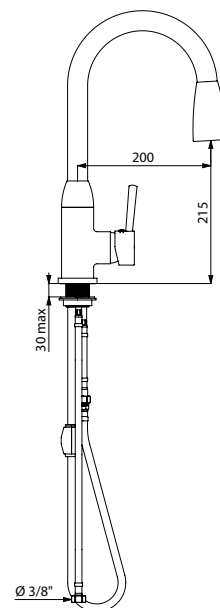
Option: wastes (see page 103), BIOFIL shower head filters (see page 22)

Mixer with retracting hand spray H. 215mm L. 200mm

Mechanical mixer with ceramic cartridge, swivelling spout



- Swivelling swan neck outlet H. 215mm L. 200mm.
- Retracting hand spray with 2 jet options: flow straightener/rain effect.
- Ø 40mm ceramic cartridge.
- Pre-set maximum temperature limiter.
- Flow rate limited to 5 lpm at 3 bar.
- Slimline control lever.
- Nylon flexible hose for hand spray with non-return valve.
- PEX flexibles F $\frac{3}{8}$ ".
- Fixed via back nut.
- Suitable for people with reduced mobility.
- 10-year warranty.



Mechanical mixer with standard ceramic cartridge and retracting hand spray H. 215mm L. 200mm	2597	£435.18
---	-------------	----------------

Options: wastes (see page 103), flexible hose for hand sprays (see page 143), copper tails (see page 105)

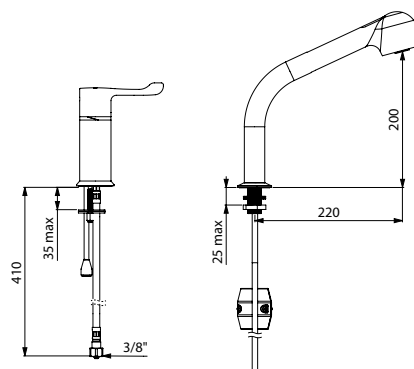
2597

SECURITHERM mixer with retracting hand spray H. 200mm L. 220mm

Sequential thermostatic mixer and column set



- **Suitable for baby baths.**
- **Sequential:** opens and closes with cold water (see page 36).
- **No risk of cross flow between hot and cold water.**
No non-return valves on the inlets.
- **Anti-scalding failsafe:** immediate shut-off if cold or hot water supply fails.
- **Securitouch thermal insulation prevents burns.**
- Swivelling column H. 200mm L. 220mm.
- Retracting hand spray with 2 jet options: flow straightener/rain effect.
- Scale-resistant **sequential thermostatic cartridge.**
- Temperature control: cold water up to 40°C.
- Temperature limiter set at 40°C.
- **Body and column with smooth interiors and low water volume** (reduces bacterial development).
- Flow rate regulated at 7 lpm.
- No manual contact thanks to Hygiene control lever L. 100mm.
- **BIOSAFE flexible shower hose reduces bacterial proliferation:** transparent polyurethane, ensures timely replacement if biofilm is present; smooth interior and exterior.
- Flexible with narrow interior: low water volume.
- Specific counterweight.
- PEX flexibles F $\frac{3}{8}$ ".
- Fixing reinforced by 2 stainless steel rods.
- Suitable for people with reduced mobility.
- 10-year warranty.



Sequential thermostatic mixer with retracting hand spray H. 200mm L. 220mm		
Mixer and column	H9613	£500.21
Mixer only	H9642	£318.69
Column with hand spray for sinks	1316	£191.13

Options: wastes (see page 103), BIOFIL shower head filters (see page 22)

H9613

Mixer with retracting hand spray H. 200mm L. 220mm

Mechanical mixer and column set with pressure-balancing or ceramic cartridge



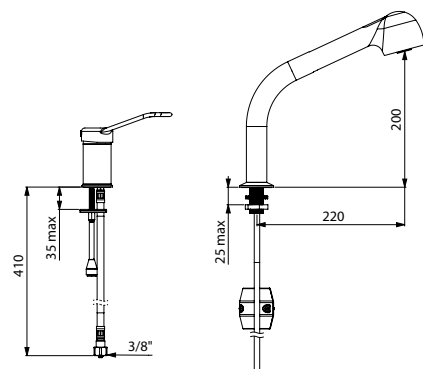
- Suitable for baby baths.
- **Securitouch thermal insulation prevents burns.**
- Swivelling column H. 200mm L. 220mm.
- Retracting hand spray with 2 jet options: flow straightener/rain effect.
- Ø 35mm standard ceramic or **pressure-balancing cartridge**.
- Pre-set maximum temperature limiter.
- **Body and column with smooth interiors** (reduces bacterial development).
- Flow rate limited to at 7 lpm at 3 bar.
- Sculptured control lever.
- **BIOSAFE flexible shower hose reduces bacterial proliferation:** transparent polyurethane, ensures timely replacement if biofilm is present; smooth interior and exterior.
- Flexible with narrow interior: low water volume.
- Specific counterweight.
- PEX flexibles F^{3/8"}.
- Fixing reinforced via 2 stainless steel rods.
- Suitable for people with reduced mobility.
- 10-year warranty.

On EP pressure-balancing versions:

- **Anti-scalding safety:** HW flow rate is reduced if CW supply fails.
- Stable temperature regardless of pressure and flow rate variations.
- Filters and non-return valves.

Mechanical mixer with retracting hand spray H. 200mm L. 220mm		
Mixer with pressure-balancing		
Mixer and column	2599EP	£358.64
Mixer only	2542EP	£187.91
Mixer with standard ceramic cartridge		
Mixer and column	2599	£318.05
Mixer only	2542	£145.06
Column with hand spray for sinks	1316	£191.13

Options: wastes (see page 103), BIOFIL shower head filters (see page 22)




2599EP




Wall-mounted mixers & taps

ELECTRONIC
CONTROLS
83



THERMOSTATIC,
PRESSURE-
BALANCING OR
CERAMIC MIXERS
87





Surgical scrub-up trough with high upstand 3 services **187000** - TEMPOMATIC electronic tap with BIOCLIP spout **20804T215**
Stainless steel paper towel dispenser **6607D**

TEMPOMATIC tap with BIOCLIP spout

Wall-mounted electronic tap with mains supply



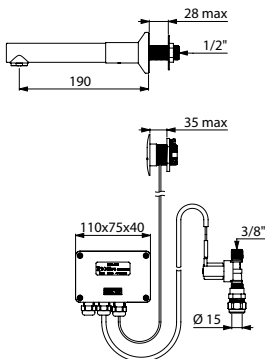
- Independent IP65 electronic control unit.
- 230/12V mains supply with transformer.
- Supplied with 2 removable BIOCLIP stainless steel spouts
L. 190mm Ø 28mm for continuous use during cleaning/disinfection.
Can be replaced with a BIOFIL filter or disposable Hostaform® spout (see page 87).
- Base and spout with smooth interiors (reduces bacterial development).
- Adjustable duty flush
(pre-set flush ~60 seconds every 24 hours after last use).
- Flow rate limited to 4 lpm at 3 bar.
- Shock-resistant infrared presence detection sensor.
- Separate sensor for mounting on panels.
- Ø 60mm chrome-plated brass base.
- Solenoid valve Ø 15mm for compression fittings with integrated filter.
- Anti-blocking security.
- Recommended installation height: 110 - 200mm above the basin surface.
- Suitable for people with reduced mobility.
- 10-year warranty.

Two shut-off options:

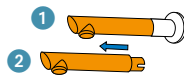
Standard mode: timed flow with automatic shut-off.

ON/OFF mode: user shuts off flow voluntarily or automatic shut-off after 30 minutes of flow.

Thermal shocks are possible.



20804T215



Quick and easy to install:

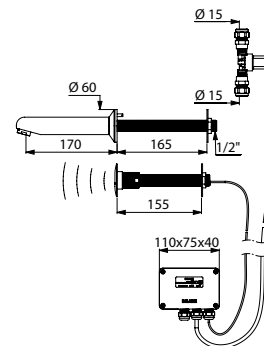
- 1 Turn the stainless steel spout through 90° clockwise then pull it towards you to remove it.
- 2 Put another spout in its place.

TEMPOMATIC tap

Cross wall electronic tap with mains supply



- Independent IP65 electronic control unit.
- 230/12V mains supply with transformer.
- Scale-resistant flow straightener.
- Adjustable duty flush
(pre-set flush ~60 seconds every 24 hours after last use).
- Flow rate pre-set at 3 lpm at 3 bar, can be adjusted from 1.4 - 6 lpm.
- Shock-resistant infrared presence detection sensor for walls ≤ 155mm.
- Anti-blocking security.
- Solenoid valve Ø 15mm for compression fittings with integrated filter.
- Chrome-plated fixed spout L. 170mm for walls ≤ 165mm with anti-rotating pin and back nut.
- Wall plate flush to the wall.
- Threaded rods can be cut to size.
- Recommended installation height: 110 - 200mm above the basin surface.
- Suitable for people with reduced mobility.
- 10-year warranty.



44115715

TEMPOMATIC wall-mounted tap with BIOCLIP spout	20804T215	£524.43
--	-----------	---------

We recommend installing a TMV (see page 102)

Option: stainless steel spouts, disposable spouts or BIOFIL filter spouts (see page 87)

TEMPOMATIC cross wall tap	44115715	£517.42
---------------------------	----------	---------

We recommend installing a TMV (see page 102)

Alternative spout and cross wall lengths available on request

BINOPTIC

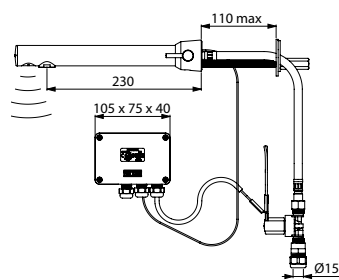
Recessed or cross wall electronic mixer and tap with mains supply



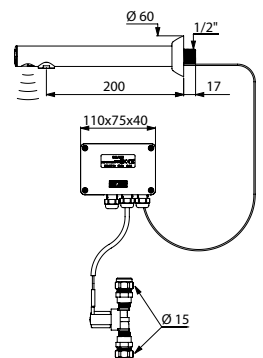
- Independent IP65 electronic control unit.
- 230/12V mains supply with transformer.
- Scale-resistant flow straightener.
- Spout with smooth interior and low water volume (reduces bacterial development).
- Adjustable duty flush (pre-set flush ~60 seconds every 24 hours after last use).
- Flow rate pre-set at 3 lpm at 3 bar, can be adjusted from 1.4 - 6 lpm.
- Active, infrared presence detection, sensor at the end of the spout optimises detection.
- Filters, solenoid valves, and Ø 15mm conical inlets.
- Chrome-plated brass body.
- Cable L. 1.5m for sensor, flexibles and mounting all pass through the same hole for cross wall models.
- Anti-blocking security.
- Side temperature control with adjustable maximum temperature limiter on mixers.
- Recommended installation height: 110 - 200mm above the basin surface.
- Suitable for people with reduced mobility.
- 10-year warranty.



Standard lever



379MCH15



379ENC15

BINOPTIC MIX cross wall mixer		
Ø 15mm for compression fittings	379MCH15	£575.39
BINOPTIC wall-mounted tap		
Recessed spout L. 200mm	379ENC15	£440.79
For walls ≤ 190mm, spout L. 205mm	379DER15	£429.63
For walls ≤ 190mm, spout L. 135mm	379D1315	£430.34

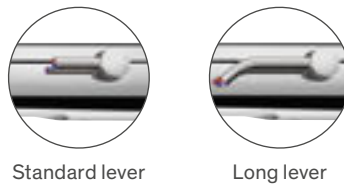
We recommend installing a TMV for taps (see page 102)

TEMPOMATIC 4

Wall-mounted electronic mixer and tap, mains supply or battery-operated



- 230/6V mains supply or integrated CR123 6V Lithium batteries.
- Reduced-stagnation solenoid valve and electronic unit integrated within the body of the mixer or tap.
- Scale-resistant flow straightener.
- Duty flush (~60 seconds every 24 hours after last use).
- Flow rate pre-set at 3 lpm at 3 bar, can be adjusted from 1.4 - 6 lpm.
- Active, infrared presence detection, sensor at the end of the spout optimises detection.
- Chrome-plated stainless steel body.
- Cap fixed in place by 2 concealed screws.
- Stopcocks.
- Anti-blocking security.
- Side temperature control with adjustable maximum temperature limiter on mixers.
- Recommended installation height: 110 - 200mm above the basin surface.
- Suitable for people with reduced mobility.
- 10-year warranty.

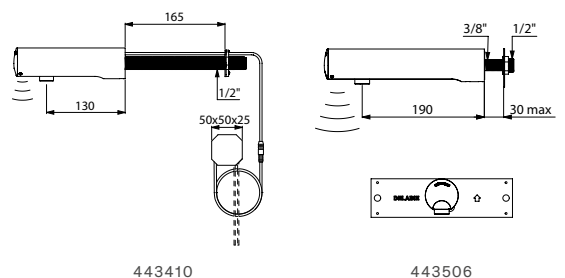
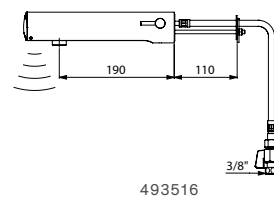
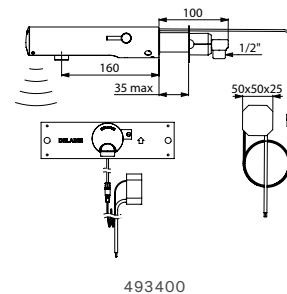


TEMPOMATIC MIX 4 wall-mounted mixer		
Recessed mains supply		
Wall-mounted L. 160mm (recessed water inlets)	493400	£608.04
Wall-mounted L. 220mm (recessed water inlets)	493500	£653.35
Cross wall L. 130mm	493410	£484.89
Cross wall L. 190mm	493510	£527.85
Battery-operated		
Wall-mounted L. 160mm (recessed water inlets)	493406	£553.74
Wall-mounted L. 220mm (recessed water inlets)	493506	£599.03
Cross wall L. 130mm	493416	£433.45
Cross wall L. 190mm	493516	£476.40

For long lever, please add "L" after the reference

TEMPOMATIC 4 wall-mounted tap		
Recessed mains supply		
Wall-mounted L. 130mm (recessed water inlet)	443400	£442.44
Wall-mounted L. 190mm (recessed water inlet)	443500	£485.39
Cross wall L. 130mm	443410	£442.44
Cross wall L. 190mm	443510	£485.39
Battery-operated		
Wall-mounted L. 130mm (recessed water inlet)	443406	£356.83
Wall-mounted L. 190mm (recessed water inlet)	443506	£397.55
Cross wall L. 130mm	443416	£356.83
Cross wall L. 190mm	443516	£397.55
Panel-mounted ≤ 24mm or solid walls L. 130mm	443426	£361.63
Panel-mounted ≤ 24mm or solid walls L. 190mm	443526	£401.15
L. 130mm for refurbishment	443436	£356.83
L. 190mm for refurbishment	443536	£397.55

We recommend installing a TMV for taps (see page 102)



WALL-MOUNTED MIXERS & TAPS



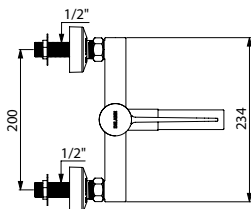
Wall-mounted sequential thermostatic mixer with BIOCLIP stainless steel spout **H9611P** - Electronic soap dispenser **512066P** - Paper towel dispenser **510601P**

SECURITHERM mixer with BIOCLIP spout

Wall-mounted sequential thermostatic mixer with removable spout



- **Sequential:** opens and closes with cold water (see page 89).
- **No risk of cross flow between hot and cold water.**
No non-return valves on the inlets.
- **Anti-scalding failsafe:** immediate shut-off if cold or hot water supply fails.
- **Securitouch thermal insulation prevents burns.**
- Supplied with **2 removable BIOCLIP stainless steel spouts**
L. 135mm Ø 28mm for continuous use during cleaning/disinfection.
Can be replaced with a BIOFIL filter or disposable Hostaform® spout.
- Scale-resistant **sequential thermostatic cartridge.**
- Temperature control: cold water up to 40°C.
- Temperature limiter set at 40°C.
- Thermal or chemical shocks are possible.
- **Body and spout with smooth interiors and low water volume.**
- Flow rate regulated at 7 lpm.
- No manual contact thanks to Hygiene control lever L. 146mm.
- Supplied with 2 in-line STOP/CHECK wall connectors M½" M¾" or pillar-mounted.
- Suitable for people with reduced mobility.
- 10-year warranty.



H9614P




Smooth interior
Thermal insulation
on Hot Water side
No non-return valves

Wall-mounted sequential thermostatic mixer with BIOCLIP spout		
150mm centres	H9611P	£554.53
200mm centres	H9614P	£553.51
Pillar-mounted	H9615	£630.76

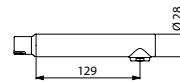
Options: wastes (see page 103), stainless steel spouts or BIOFIL filter spouts (see opposite)

Related products

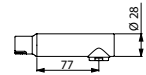


BIOCLIP stainless steel spouts

- **Removable spout** for cleaning/disinfection or autoclaving.
- Hygienic flow straightener, suitable for fitting a point-of-use filter (see BIOFIL tap filters page 21).



20002




20003

2 removable stainless steel spouts Ø 28mm		
L.129mm	20002	£104.43
L.77mm	20003	£98.36



BIOCLIP disposable spouts

- **Removable, disposable spout** made from recyclable Hostaform® with star-shaped flow straightener.



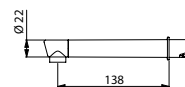
20015

15 removable disposable spouts L. 125mm, Ø 22mm		
	20015	£96.29



BIOCLIP BIOFIL spouts

- **Anti-Legionella and all-germ removable spout filter.**
- Single use, sterilising grade 0.1µm nominal-rated.
- Maximum lifespan **2 months** after installation.
- Compatible with and resistant to chemical and thermal shocks in the water system (for more information see page 23).
- **CE marked class I Medical Device** for non-sterile version.



20040/30040

1 BIOFIL spout filter L. 138mm, Ø 22mm		
Sterile	20040	£94.02
Non-sterile	30040	£92.62

WALL-MOUNTED MIXERS & TAPS



2640P: THE ONLY SEQUENTIAL MECHANICAL MIXER THAT ALLOWS THERMAL SHOCKS WITHOUT REMOVING THE CONTROL LEVER

Improved ergonomics and functionality

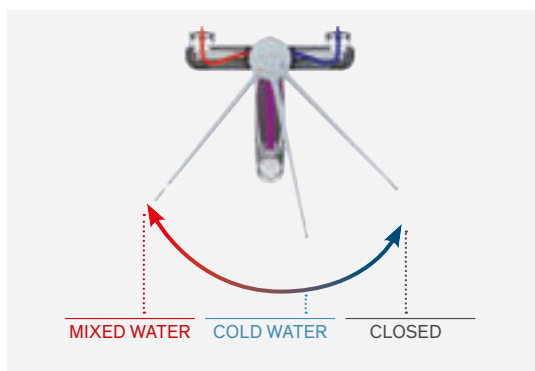
The new generation of wall-mounted mechanical mixers with a ceramic cartridge is sequential: the same lateral movement over a 70° range opens the water flow and adjusts the temperature.

Opens and closes with cold water

The 2640P sequential mechanical mixer opens and closes with cold water for increased anti-scalding safety.

Cold water

Opening with cold water, without any passage of hot water, ensures the supply of only cold water if required (exclusive to DELABIE).



Sequential: opens and closes with cold water

BIOSAFE: no contact with chrome, nickel or lead

The internal design of the 2640P mixer prevents the water from coming into contact with chrome, nickel or lead. Therefore, the water delivered is safer and purer.

Low volume of standing water in the body

DELABIE's sequential mechanical mixers have been specifically designed to reduce the volume of standing water in the body and, therefore, significantly reduce the risk of bacterial development. In effect, water flows from the inlets to the spout outlet via narrow tubes which can only hold a limited volume of water.

Maximum temperature limiter

The 2640P mixer is supplied with a pre-set maximum temperature limiter. The user cannot increase the temperature above the maximum set temperature, reducing the risk of scalding.

Thermal shock feature

The 2640P wall-mounted sequential mixer allows thermal shocks at the temperature of the Hot Water in the system without removing the control lever or shutting off the Cold Water supply.

To override the temperature limiter, simply press the little red button behind the control lever.

For more information see page 11.

Securitouch technology

The body of these mixers has thermal insulation, reducing the risk of burns. Hot water flows from the inlets to the cartridge inside narrow tubes and is, therefore, never in contact with the walls of the mixer.

Comfort: optimised hand washing

thanks to an increased spout length.

Ergonomic controls

The Hygiene control lever enables control without manual contact using the wrist, the forearm or the elbow.

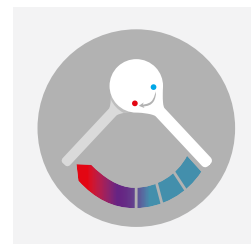
Swivelling or fixed spout

Length and type of spout suitable for different uses in hospital settings (hand washing, rinsing equipment, filling buckets...).

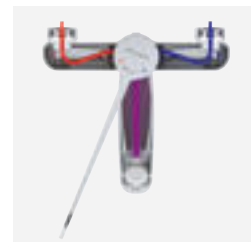
Water and energy savings

These wall-mounted mixers enable a significant reduction in water consumption whilst ensuring optimal user comfort.

For more information see page 13.




Sequential control to open/close



Very low water volume



Thermal shock feature



Securitouch technology: tube insulated from the mixer body

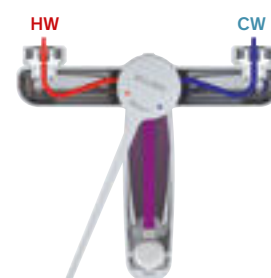


Securitouch mixer

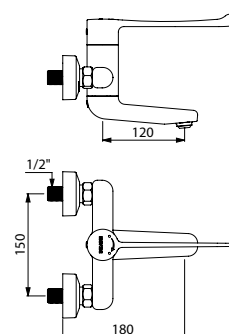
Wall-mounted sequential mechanical mixer with ceramic cartridge, internal tube with smooth interior



- **Sequential over a 70° range:** opens and closes with cold water (see page 89).
- **Swivelling under spout** with **BIOSAFE hygienic outlet** suitable for fitting a BIOFIL point-of-use filter (see page 21).
- **Spout can be fixed in place easily.**
- **Securitouch thermal insulation prevents burns.**
- Ø 35mm ceramic cartridge.
- Pre-set maximum temperature limiter.
- **Body and spout with tubes with smooth interiors and very low water volume** (reduces bacterial development).
- **Thermal shocks are easy to undertake** without removing the control lever or shutting off the CW supply (see page 11).
- Flow rate regulated at 5 lpm.
- Hygiene control lever L. 200mm.
- Supplied with 2 in-line STOP/CHECK wall connectors M $\frac{1}{2}$ " M $\frac{3}{4}$ " (see page 104).
- Suitable for people with reduced mobility.
- 10-year warranty.



Smooth tube interior
with very low water volume
from the water inlet to the outlet
= very little biofilm
Thermal insulation



Securitouch wall-mounted sequential mechanical mixer with ceramic cartridge	2640P	£334.44
---	-------	---------

Options: wastes (see page 103), BIOFIL tap filters (see page 21)

2640P

Securitouch mixer

Wall-mounted sequential mechanical mixer with ceramic cartridge, internal tube with smooth interior

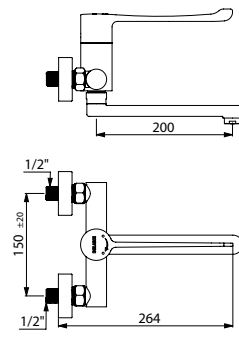


WALL-MOUNTED MIXERS & TAPS

- **Sequential over a 90° range:** opens and closes with cold water (see page 89).
- **Flat, swivelling or fixed under spout L. 200mm** with hygienic flow straightener suitable for fitting a BIOFIL point-of-use filter (see page 21).
- **Securitouch thermal insulation prevents burns.**
- Ø 35mm ceramic cartridge.
- Pre-set maximum temperature limiter.
- **Body and spout with smooth interiors and low water volume** (reduces bacterial development).
- Flow rate regulated at 5 lpm.
- Hygiene control lever L. 200mm.
- Supplied with 2 off-set connectors M $\frac{1}{2}$ " M $\frac{3}{4}$ " (see page 104).
- Suitable for people with reduced mobility.
- 10-year warranty.



Low water volume
+ smooth interior
= very little biofilm
Thermal insulation



Securitouch wall-mounted sequential mechanical mixer with ceramic cartridge		
Offset STOP/CHECK connectors	2437	£408.31
Offset standard connectors	2437S	£371.72

Options: wastes (see page 103), BIOFIL tap filters (see page 21), other connectors available (see page 104)

2437S

Securitouch mixer

Wall-mounted mechanical mixer with pressure-balancing or ceramic cartridge, fixed spout, smooth interior



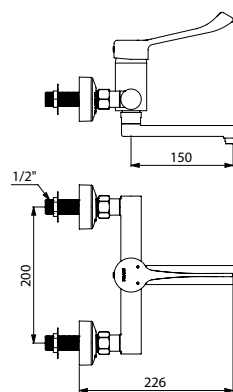
- **Securitouch thermal insulation prevents burns.**
- **Flat, fixed under spout** with hygienic flow straightener suitable for fitting a BIOFIL point-of-use filter (see page 21).
- Ø 40mm standard ceramic or **pressure-balancing cartridge**.
- Pre-set maximum temperature limiter.
- **Body and spout with smooth interiors and low water volume** (reduces bacterial development).
- Flow rate regulated at 5 lpm.
- Supplied with 2 in-line connectors M¹/₂" M³/₄" (see page 104).
- Suitable for people with reduced mobility.
- 10-year warranty.



Hygiene lever

On EP pressure-balancing versions:

- **Anti-scalding safety:** HW flow rate is reduced if CW supply fails.
- Stable temperature regardless of pressure and flow rate variations.
- Filters and non-return valves.



Low water volume
+ smooth interior
= very little biofilm
Thermal insulation

2447LEPUK

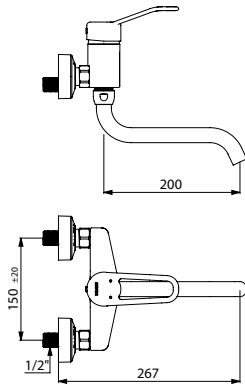
Wall-mounted Securitouch mechanical mixer with fixed spout		
With pressure-balancing		
L. 150mm, 200mm centres	2447LEPUK	£425.58
L. 150mm, 150mm centres	2446LEPUK	£381.32
With standard ceramic cartridge		
L. 150mm, 200mm centres	2447LUK	£359.89
Options: wastes (see page 103), BIOFIL tap filters (see page 21)		

Wall-mounted mixer

Mechanical mixer with ceramic cartridge, smooth interior



- **Swivelling, tubular under spout L. 200mm**, Ø 22mm with brass, star-shaped flow straightener.
- Ø 40mm ceramic cartridge.
- Pre-set maximum temperature limiter.
- **Spout with smooth interior** (reduces bacterial development).
- Flow rate 26 lpm at 3 bar.
- Supplied with 2 offset wall connectors M $\frac{1}{2}$ " M $\frac{3}{4}$ " (see page 104).
- 10-year warranty.



2519

Wall-mounted mechanical mixer with standard ceramic cartridge

Sculptured control lever

Offset STOP/CHECK connectors	2519	£277.78
Offset standard connectors	2519S	£219.79


Hygiene control lever L. 150mm

Offset STOP/CHECK connectors	2519L	£291.32
Offset standard connectors	2519LS	£233.52

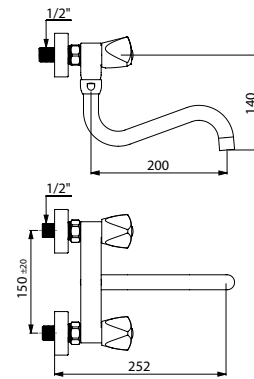
Options: wastes (see page 103), other connectors available (see page 104)

Wall-mounted mixer

Mechanical mixer with ceramic valve heads, smooth interior



- **Swivelling, tubular under spout L. 200mm** Ø 22mm with brass, star-shaped flow straightener.
- **Spout with smooth interior** (reduces bacterial development).
- Chrome-plated metallic controls.
- Ceramic valve heads.
- Supplied with 2 offset wall connectors M $\frac{1}{2}$ " M $\frac{3}{4}$ " (see page 104).
- 10-year warranty.



5445T2S

Wall-mounted mechanical mixer with ceramic valve heads

Options: wastes (see page 103), other connectors available (see page 104)

5445T2S	£192.11
----------------	----------------



DELABIE



Accessories for basins & sinks

BASIN & SINK
ACCESSORIES
96

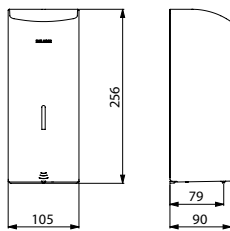


Electronic liquid soap dispenser

Battery-operated



- **Vandal-resistant model with lock and standard DELABIE key.**
- **No manual contact:** hands are automatically detected by infrared cell (detection distance can be adjusted).
- **Bacteriostatic 304 stainless steel cover.**
- **One-piece hinged cover** for easy maintenance and better hygiene.
- **No waste pump dispenser:** dispenses 0.8ml (can be adjusted up to 7 doses per activation).
- Option of operation in **anti-clogging mode.**
- Power supply: 6 AA -1.5V (DC9V) batteries supplied integrated in the soap dispenser body.
- Low battery indicator light.
- Tank with large opening: easy to refill soap from large containers.
- Window allows soap level to be checked.
- Stainless steel thickness: 1mm.
- Capacity: 1 litre.
- For vegetable-based liquid soap with a maximum viscosity of 3,000 mPa.s.
- Compatible with hydroalcoholic gel.
- CE marked.
- 10-year warranty.



512066

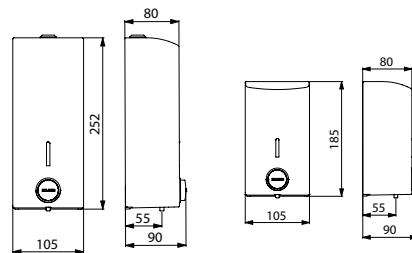
Electronic soap dispenser - 1 litre		
Bright 304 stainless steel	512066P	£215.48
Satin 304 stainless steel	512066S	£215.48
White powder-coated 304 stainless steel	512066W	£215.48

Liquid soap dispenser

With soft-touch operation



- **Vandal-resistant model with lock and standard DELABIE key.**
- **Bacteriostatic 304 stainless steel cover.**
- **One-piece hinged cover** for easy maintenance and better hygiene.
- **Push-button with soft-touch operation.**
- **Anti-blocking:** single dose per press even when the button is pressed for long periods.
- No waste, non-drip (waterproof) pump-action dispenser.
- Tank with large opening: easy to refill soap from large containers.
- Tank prevents long-term stagnation of soap.
- Window allows soap level to be checked.
- Stainless steel thickness: 1mm.
- Capacity: 0.5 or 1 litre.
- 0.5 litre model dimensions: 90 × 105 × 185mm.
- 1 litre model dimensions: 90 × 105 × 252mm.
- For vegetable-based liquid soap with a maximum viscosity of 3,000 mPa.s.
- Compatible with hydroalcoholic gel.
- 10-year warranty.



510580

510583

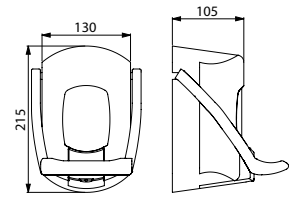
Liquid soap dispenser - 0.5 litre		
Bright 304 stainless steel	510583	£110.78
Satin 304 stainless steel	510586	£103.74
White powder-coated 304 stainless steel	510584	£97.97
Liquid soap dispenser - 1 litre		
Bright 304 stainless steel	510580	£117.83
Satin 304 stainless steel	510582	£110.34
White powder-coated 304 stainless steel	510581	£104.23

Liquid soap dispenser

ABS



- White ABS.
- Push-button with non-drip system.
- With lock.
- Level control.
- **Capacity: 0.9 litre.**
- Ref. 374001 dimensions: 95 × 130 × 235mm.
- Ref. 6712 dimensions: 105 × 130 × 215mm.
- 10-year warranty.




6712

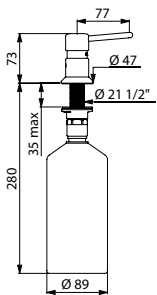
Hypereco liquid soap dispenser		
With hand control	374001	£72.56
With elbow control	6712	£75.61

Liquid soap dispenser

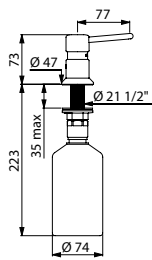
Deck-mounted, straight spout



- Model for installing on washbasins.
- **Vandal-resistant model.**
- Chrome-plated brass body and push-button.
- Non-drip system (waterproof).
- **Mechanism can be locked via a grub screw.**
- Models with tank: top fill (by unscrewing the push-button) or from the lower part (by unscrewing the bottle).
- Model 729108: fill beneath the basin by changing the container.
- Models with a tank: compatible with hydroalcoholic gel.
- 10-year warranty.



729008




729508

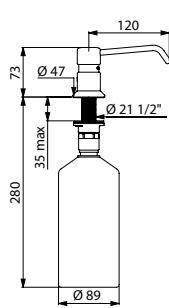
Liquid soap dispenser with straight spout		
With 1 litre bottle	729008	£99.01
With 0.5 litre bottle	729508	£99.01
With 1.20m flexible tube for remote tanks	729108	£99.01

Liquid soap dispenser

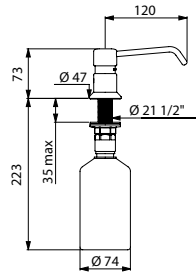
Deck-mounted, curved spout



- Model for installing on washbasins.
- **Vandal-resistant model.**
- Chrome-plated brass body and push-button.
- Non-drip system (waterproof).
- **Mechanism can be locked via a grub screw.**
- Models with tank: top fill (by unscrewing the push-button) or from the lower part (by unscrewing the bottle).
- Model 729112: fill beneath the basin by changing the container.
- Models with a tank: compatible with hydroalcoholic gel.
- 10-year warranty.



729012




729512

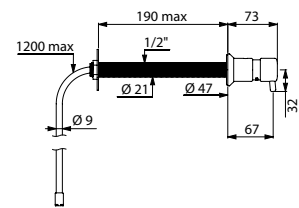
Liquid soap dispenser with curved spout		
With 1 litre bottle	729012	£103.88
With 0.5 litre bottle	729512	£103.88
With 1.20m flexible tube for remote tanks	729112	£103.88

Cross wall liquid soap dispenser

Wall-mounted for cross wall installation



- **Vandal-resistant model for cross wall installation, for walls up to 190mm.**
- Chrome-plated brass body and push-button.
- Non-drip system (waterproof).
- **Mechanism can be locked via a grub screw.**
- **For remote tanks** (tank not supplied), with 1.20m flexible tube.
- 10-year warranty.



729150

Cross wall liquid soap dispenser for remote tanks	729150	£111.97
--	---------------	----------------



SPOUT OUTLETS FOR MIXERS AND TAPS

Spout outlets are susceptible to bacterial growth (*Pseudomonas aeruginosa*, *Legionella spp.*, etc.) since the presence of air and water encourages the proliferation of bacteria. There are different types of spout outlets available more or less suited to the issues faced by hospitals, particularly the fight against bacterial proliferation.

Conventional aerators


Aerators in tap spouts are prohibited in healthcare facilities, particularly in the area of Legionella prevention. In effect, aerators create an air/water mix which increases the risk of aerosol formation. Moreover, the fine grids in an aerator retain impurities which are conducive to bacterial growth.



Scale build-up on aerator causes splashing



Flow from a BIOSAFE outlet: good flow, with no splashing



BIOSAFE spout outlet

BIOSAFE hygienic outlet

Made from Hostaform®, its smooth internal surface provides **nowhere for impurities or scale to adhere** (no grid, partitions or star-shaped structure) reducing the emergence and spread of bacteria and germs in damp conditions.

It can only be installed on a mixer or tap that already has a restricted flow rate to ensure a good flow, with no splashing.

For more information see page 8.

Certain DELABIE's mixers and taps already have the BIOSAFE outlet fitted as standard.

The BIOSAFE outlet is also available as an option (*see opposite*).

Flow straightener

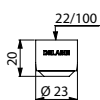
To reduce these risks, flow straighteners are highly recommended for spout outlets. All DELABIE's mixers and taps are supplied with flow straighteners that are specially developed for healthcare facilities. They do not have a mesh and they do not aspirate air. In comparison with traditional aerators, DELABIE's flow straighteners are made from a material that limits scale build-up. However, even though its development can be slowed, scale build-up is inevitable. In healthcare facilities, the maintenance staff remove flow straighteners regularly (sometimes very frequently) to clean/disinfect them as part of the cleaning protocols put in place by infection control teams in hospitals. **To minimise maintenance, DELABIE recommends a revolutionary device to replace the flow straightener - the BIOSAFE outlet.**

BIOSAFE hygienic outlet F22/100



- Free flow outlet F22/100 with no grid or partitions in contact with the water.
- Water cannot stagnate in the internal part.
- Made from Hostaform® (scale-resistant material).
- Chrome-plated brass collar.

This BIOSAFE outlet can only be installed on a mixer or tap with a restricted flow rate (5 lpm maximum) to ensure a good flow with no splashing.



923022

BIOSAFE hygienic outlet F22/100		
For 25061T1, 2506T1 & H9726 (each)	923022	£7.69
For 25061T1, 2506T1 & H9726 (50 per pack)	923022.50P	£274.59

BIOSAFE hygienic outlet M24/100



- Free flow outlet M24/100 with no grid or partitions in contact with the water.
- Water cannot stagnate in the internal part.
- Made from Hostaform® (scale-resistant material).
- Chrome-plated brass collar.

This BIOSAFE outlet can only be installed on a mixer or tap with a restricted flow rate (5 lpm maximum) to ensure a good flow with no splashing.



923024



922640

BIOSAFE hygienic outlet M24/100		
For 2520 range (each)	923024	£7.69
For 2520 range (50 per pack)	923024.50P	£274.59
For 2620 range (each)	926024	£7.69
For 2564, 2565 & 2640 ranges	922640	£9.55

BIOSAFE hygienic outlet M16.5/100



- BIOSAFE outlet M16.5/100 for 2920 and 2664/2665 ranges.
- Free flow outlet with no grid or partitions in contact with the water.
- Water cannot stagnate in the internal part.
- Made from Hostaform® (scale-resistant material).

This BIOSAFE outlet can only be installed on a mixer or tap with a restricted flow rate (5 lpm maximum) to ensure a good flow with no splashing.



922660

Provisional availability 1st half 2023.
Please contact sales office to check availability.

BIOSAFE hygienic outlet M16.5/100	922660	£7.38
-----------------------------------	---------------	--------------

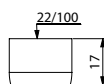
Hygienic flow straightener



- Star-shaped with no grid: reduces bacterial development.
- Chrome-plated brass collar.
- Supplied in packs of 2 or 50.



921024.2P




921022.2P

Hygienic flow straightener		
M24/100 (2 per pack)	921024.2P	£9.47
M24/100 (50 per pack)	921024.50P	£202.81
F22/100 (2 per pack)	921022.2P	£9.47
F22/100 (50 per pack)	921022.50P	£202.81

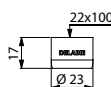
ECO flow straightener

Pre-set at 3 lpm



- Scale-resistant flow straightener pre-set at 3 lpm (DELABIE patented).
- Flow rate can be adjusted from 1.4 - 6 lpm at 3 bar (depending on the tap/mixer model) from the outside using a 2.5mm Allen key.
- Flow straightener with no grid: reduces bacterial development (no water or impurity retention).
- Supplied in packs of 2.

The water savings generated by the ECO flow straightener surpass the requirements of class "Z" of the European standard EN 246.



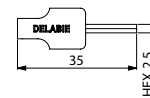
922022.2P

Scale-resistant ECO flow straightener		
M24/100	922024.2P	£10.80
F22/100	922022.2P	£10.80

Chrome-plated Allen key



- 2.5mm Allen key.
- For adjusting the flow rate on the ECO flow straightener (see left) from the outside.



C282025

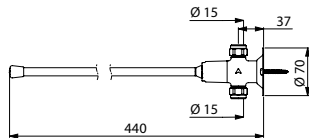
Chrome-plated Allen key	C282025	£11.97
-------------------------	----------------	---------------

TEMPOGENOU

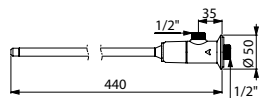
Knee-operated time flow basin valve



- **Time flow ~7 seconds.**
- Flow rate pre-set at 3 lpm at 3 bar, can be adjusted from 1.4 - 6 lpm.
- Reinforced control lever.
- Solid brass wall plate with reinforced fixing via 4 stainless steel screws on the in-line models.
- Cold or mixed water supply.
- **Chrome-plated solid brass body.**
- 10-year warranty.



73544715



734100

TEMPOGENOU valve		
Straight for in-line inlet, stud nut	735000	£131.38
Straight for in-line inlet, M1/2"	735400	£121.01
Straight for in-line inlet, Ø 15mm for compression fittings	73544715	£153.68
Angled for recessed inlet, M1/2"	734100	£120.89

We recommend installing a TMV (see page 102)

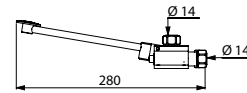
Option: spouts (see opposite)

MIXFOOT/MONOFOOT

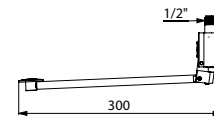
Foot-operated basin mixer/valve with instant shut-off



- **Instant automatic shut-off.**
- **Pedal can be raised for cleaning the floor.**
- Adjustable pedal height.
- Fixed by 4 screws.
- Filters.
- Pre-set mixing can be adjusted on the MIXFOOT mixer version: opens with cold water up to half open, and mixed water delivered from half open to fully open (pedal touching the floor).
- Available for floor or wall-mounting.
- 10-year warranty.



739000



736102

MIXFOOT mixer		
Floor-mounted, stud nut Ø 14mm	739000	£204.98
Floor-mounted M1/2"	739100	£200.26
Wall-mounted M1/2"	739102	£210.21
MONOFOOT valve		
Floor-mounted, stud nut Ø 14mm	736001	£179.28
Floor-mounted M1/2"	736101	£172.08
Wall-mounted M1/2"	736102	£197.01

We recommend installing a TMV (see page 102) with the MONOFOOT valve

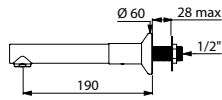
Option: spouts (see opposite)

Wall-mtd mixer with BIOCLIP spout

For panels < 20mm



- Ø 60mm base in chrome-plated brass, order a hands-free control to complete.
- Supplied with **2 removable BIOCLIP stainless steel spouts** L. 190mm Ø 28mm for continuous use during cleaning and disinfection. Can be replaced with a BIOFIL filter or disposable Hostaform® spout (see page 87).
- **Base and spout with smooth interiors** (reduces bacterial development).
- 10-year warranty.



1804T2

Wall-mounted mixer with BIOCLIP spout	1804T2	£196.95
--	---------------	----------------

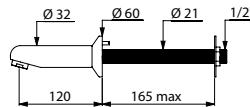
Options: BIOFIL filter spouts (see page 23), hands-free controls (see opposite) or electronic mixers/taps.

Fixed spout

Wall-mounted/Cross wall



- Spout Ø 32mm, M1/2".
- Chrome-plated solid brass.
- Scale-resistant flow straightener regulated at 3 lpm.
- 10-year warranty.



947151

Cross wall spout with wall plate		
L. 120mm	947151	£120.68
L. 170mm	947157	£145.31

Wall-mounted spout, no wall plate (recessed inlet)		
L. 110mm	947120	£74.72
L. 160mm	947170	£96.10

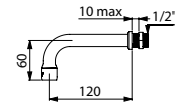
Wall-mounted spout with wall plate (recessed inlet)		
L. 120mm	947135	£87.09

Fixed L-shaped spout

Wall-mounted



- Tubular spout Ø 18mm, M1/2".
- L. 120mm.
- Chrome-plated brass.
- Flow straightener.
- 10-year warranty.




941922

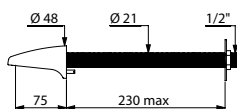
Fixed wall-mounted L-shaped spout		
Star-shaped flow straightener	941120	£45.18
Flow straightener regulated at 3 lpm for panels ≤ 10mm	941922	£54.65

Fixed spout

Cross wall



- Spout L. 75mm, M1/2".
- For cross wall installation with anti-rotating pin.
- Threaded rod can be cut to size.
- Streamlined, ligature-resistant design.
- Chrome-plated solid brass.
- Star-shaped scale-resistant flow straightener.
- 10-year warranty.




942200

Fixed cross wall spout		
For walls ≤ 230mm	942200	£86.55
For panels ≤ 30mm	942040	£70.40
Back-nut with 3 screws	826315	£10.26

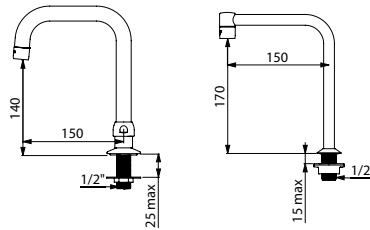
Alternative cross wall lengths available on request

Tubular spout

Deck-mounted



- Tubular spout on base, M1/2".
- Chrome-plated brass.
- Spout with smooth interior (reduces bacterial development).
- Scale-resistant flow straightener.
- 10-year warranty.




1306T1

204001

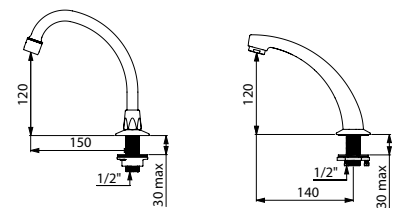
Swivelling tubular spout Ø 22mm		
L. 150 H. 140, 3 lpm	1306T1	£105.84
L. 200 H. 260, 3 lpm	1306T2	£122.55
L. 300 H. 260	1306T3	£133.30
Fixed tub. spout Ø 16	204001	£75.93

Fixed or swivelling spout

Deck-mounted



- Spout M1/2".
- Fixing by back-nut on models 967152 and 967202, reinforced fixing by 3 stainless steel screws on model 981142.
- Chrome-plated brass.
- Scale-resistant flow straightener regulated at 3 lpm.
- 10-year warranty.




967152

981142

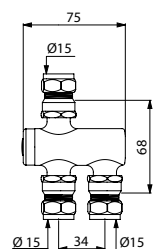
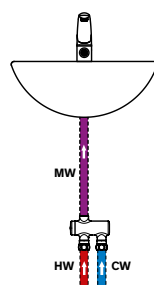
Swivelling swan neck spout		
L. 150mm H. 120mm	967152	£48.46
L. 200mm H. 200mm	967202	£51.08
Fixed cast spout	981142	£99.27

PREMIX NANO

Thermostatic mixing valve



- For 1 - 2 taps or 1 shower.
- **Anti-scalding failsafe:** automatic shut-off if hot or cold water supply fails.
- Temperature pre-set at 38°C, can be adjusted by the installer from 34 - 60°C.
- Brass body.
- **Filters and non-return valves.**
- Recommended flow rate range: 3 - 12 lpm.
- **Thermal shocks are possible.**
- 10-year warranty.



732115 / 732116

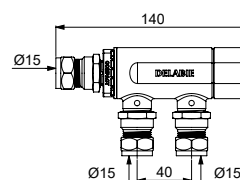
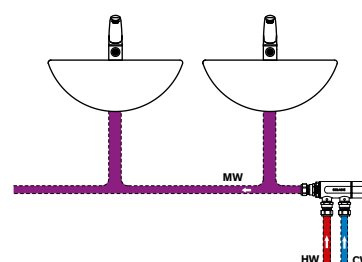
PREMIX NANO (from 3 - 12 lpm)		
Nickel-plated body M½", Ø 15mm	732115	£87.66
Polished chrome body M½", Ø 15mm	732116	£103.17

PREMIX COMPACT

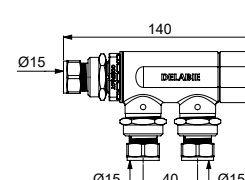
Thermostatic mixing valve



- For 2 to 10 sanitary points-of-use (depending on the flow rate).
- **Anti-scalding safety:** shuts off automatically if cold or hot water supply fails.
- Temperature pre-set at 38°C, can be adjusted by the installer from 30 - 60°C.
- Brass body.
- **Filters and non-return valves.**
- Recommended flow rate range:
 - ½": from 5 - 20 lpm
 - ¾": from 5 - 25 lpm.
- **Thermal shocks are possible.**
- 10-year warranty.



733115



733116

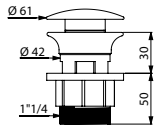
PREMIX COMPACT		
M½", Ø 15mm for 2 - 7 taps from 5 - 20 lpm	733115	£122.01
M¾", Ø 15mm for 2 - 10 taps from 5 - 25 lpm	733116	£165.17

ON/OFF waste

With stainless steel valve



- Washbasin waste M1¼" with stainless steel valve **with free flow**.
- Recommended for all washbasins equipped with electronic or time flow mixers & taps and washbasins with an overflow.
- Open/close by pressing the top of the waste.
- 10-year warranty.



581000

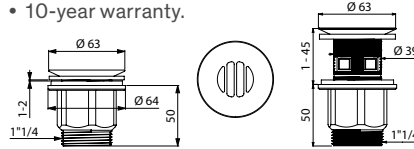
ON/OFF waste	581000	£36.31
--------------	--------	--------

HYGIÉNA waste

With chrome-plated brass concave grid



- Hygienic washbasin waste, M1¼".
- **Concave grid** (no water retention).
- **Free flow, with no central screw** (avoids scale deposits and reduces bacterial development).
- Polished chrome-plated brass grid, chrome-plated ABS body.
- Long model: can be tightened, min. 1mm, max. 45mm; **pre-scored waste** (snap off sections easy to remove for models with overflow).
- Short model: can be tightened, min. 1mm, max. 2mm; **for stainless steel washbasins**.
- Conforms to norm EN 274-1.
- 10-year warranty.




6110

611

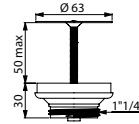
HYGIÉNA waste		
Long model	611	£31.02
Short model	6110	£31.02

Waste

With stainless steel grid



- Stainless steel grid Ø 63mm for covering holes up to Ø 54mm maximum.
- Outlet M1¼".
- Central screw.
- 10-year warranty.



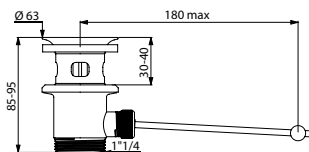
580000

Waste with stainless steel grid	580000	£12.78
---------------------------------	--------	--------

Waste with valve



- Outflow M1¼".
- Chrome-plated brass.
- 10-year warranty.



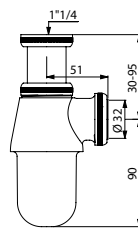
620

Brass waste with valve	620	£35.48
------------------------	-----	--------

Trap with horizontal outlet




- Inlet F1¼".
- Horizontal outlet Ø 32mm with nut.
- Water level 50mm.
- Chrome-plated brass.
- 10-year warranty.



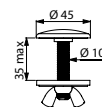
517000

Trap with horizontal outlet	517000	£62.29
-----------------------------	--------	--------

Tap hole cover



- Ø 45mm tap hole cover for holes up to Ø 32mm maximum.
- Chrome-plated brass.
- 10-year warranty.



596000

Tap hole cover	596000	£13.24
----------------	--------	--------

STOP/CHECK connectors

Wall-mounted connectors M1/2" M3/4"



- Offset chrome-plated connectors Ø 65mm L. 62mm for wall-mounted mixers.
- M1/2" M3/4".
- Chrome-plated brass connectors.
- Supplied in packs of 2.
- **Ideal for hospitals.**
- 10-year warranty.

Connectors include:

Manual escutcheon control:

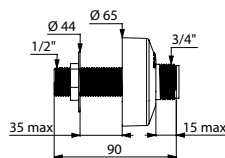
stopcock position and/or non-return valve check.

STOP function:

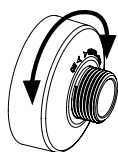
- Allows isolation of the water supply so that the mixer can be easily removed for descaling, cleaning or maintenance.
- Allows automatic anti-scalding safety to be checked on SECURITHERM thermostatic and EP pressure-balancing mixers.

CHECK function:

Allows non-return valves to be checked on the respective mixer (DELABIE patent).



855755UK.2P



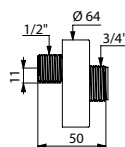
STOP/CHECK connectors		
Inline	855755UK.2P	£84.34
Offset, 12mm centres	855755.2P	£71.07

Offset standard connectors

Wall-mounted connectors M1/2" M3/4"



- Offset chrome-plated standard connectors, 11mm centres, L. 50mm for wall-mounted mixers.
- M1/2" M3/4".
- Escutcheon Ø 64mm.
- Chrome-plated brass.
- Supplied in packs of 2.
- 10-year warranty.




856794.2P

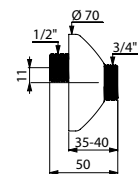
Offset standard connectors		
11mm centres, L. 50mm	856794.2P	£31.77

Offset standard connectors

Wall-mounted connectors M1/2" M3/4"



- Offset chrome-plated standard connectors Ø 70mm for wall-mounted mixers.
- M1/2" M3/4".
- Chrome-plated brass.
- Supplied in packs of 2.
- 10-year warranty.



856127.2P

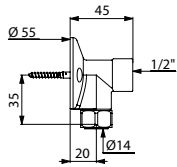
Offset standard connectors		
11mm centres, L. 50mm	856127.2P	£20.27
12mm centres, L. 60mm	856027.2P	£36.21

Reinforced exposed connector

For M1/2" stopcocks



- Reinforced chrome-plated brass exposed connector.
- Ø 14mm stud nut.
- MF1/2".
- Fixed by 2 screws 5 × 35mm (supplied).
- 10-year warranty.



841315

Exposed connector	841315	£38.25
-------------------	--------	--------

Connector with non-return valve

Chrome-plated brass connector



- Connectors with integral filter to prevent backflow of contaminated water into the system.
- Prevent cross flow of cold and hot water.
- Supplied in packs of 2.
- 10-year warranty.



C291AH75




C151AH75

Connector with non-return valve		
For flexibles FM1/2"	C291AH75	£27.72
For flexibles FM3/8"	C151AH75	£23.09

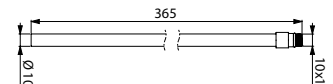
Copper tails

To supply mixers and taps



- Soft-tempered copper tails.
- Can be installed instead of PEX flexibles.
- Better conductors than flexibles.
- Improves efficiency of thermal shocks.
- Supplied in packs of 2.
- 10-year warranty.

Pro tip: Don't forget to include non-return valves on the copper tails if the PEX flexibles to be replaced have integral non-return valves.
Call our Technical team for further information.




811610.2P

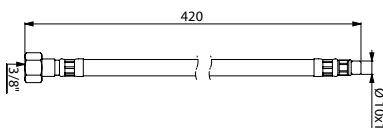
Copper tails		
M10 × 1 L. 365mm	811610.2P	£48.03
M11 × 1 L. 365mm	811611.2P	£48.03
Ø 14.6mm L. 383mm for 2620 range	811612.2P	£74.03

PEX flexible hoses F3/8"

To supply mixers and taps



- PEX core, interior Ø 6mm, braided stainless steel sheath.
- Withstand thermal shocks up to 90°C max. (recommended 65°C) and chlorine shocks.
- Maximum pressure: 10 bar.
- Supplied in packs of 2.
- 10-year warranty.




FLEXPEX2

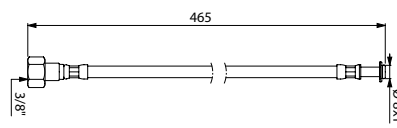
PEX Flexibles F3/8"		
M10 × 1 L. 420mm	FLEXPEX2	£50.15
M10 × 1 L. 525mm	FLEXPEX3	£57.28
M10 × 1 L. 660mm	FLEXPEX4	£70.59

PEX flexibles F3/8"

Unions for 2620 mixers



- PEX core, interior Ø 6mm, braided stainless steel sheath.
- **Rotating unions facilitate installation** (anti-torsion).
- Withstand thermal shocks up to 90°C max. (recommended 65°C) and chlorine shocks.
- Maximum pressure: 10 bar.
- Supplied in packs of 2.
- 10-year warranty.



FLEXPEX6

PEX flexible hoses, F3/8" with rotating unions	FLEXPEX6	£59.07
--	-----------------	---------------




Mixers for showers and baths

SEQUENTIAL
THERMOSTATIC
MIXERS & KITS
110




DUAL CONTROL
THERMOSTATIC
MIXERS & KITS
118



THERMOSTATIC
SHOWER PANELS
126



MECHANICAL
MIXERS & KITS
133





SECURITHERM BIOSAFE thermostatic shower mixer **H9768TP**

Be-Line® lift-up shower seat **511930W** - Be-Line® L-shaped grab bar **511971W** - Single jet shower head **815**

SILVER flexible shower hose **836T3** - Shower head holder for Be-Line® rails **511911W** - Soap dish for Be-Line® riser rails **511912W**

ANTI-SCALDING SAFETY

Maximum temperature limiter

All DELABIE's mixers are supplied with a **pre-set maximum temperature limiter**. The user cannot increase the temperature above the maximum set temperature, reducing the risk of scalding.

Automatic anti-scalding failsafe

• **SECURITHERM thermostatic technology** ensures immediate hot water shut-off if the cold water supply fails. If the cold water supply fails, the European standard EN 1111 allows a slight leak of hot water (0.10L/10 seconds).

With DELABIE's thermostatic mixers **the hot water shut-off is complete** (with no trickle of water).

If the hot water supply fails, DELABIE's SECURITHERM mixers also shut off the cold water supply.

This avoids the risk of cold showers which may result in a loss of balance or a fall.

• **SECURITHERM pressure-balancing technology**, known as EP, ensures instant and automatic safety. **If the Cold Water supply fails, the Hot Water flow rate is reduced, removing the risk of scalding for the user.** If the Hot Water supply fails, the Cold Water flow rate is likewise reduced.

Securitouch technology

Specifically designed for patients, people with reduced mobility, the elderly and children, Securitouch technology provides increased safety for superior comfort.

All the internal parts of DELABIE's mixers are specifically designed to reduce the risk of burns when touching the mixer.

For more information see page 11.

Thermal shock feature

With SECURITHERM thermostatic mixers, it is possible to **undertake thermal shocks at the temperature of the hot water in the system.**

For dual control models:

- without removing the control knob, simply press the little red button with a pointed tool to override the maximum temperature limiter.

For refs. H9741TP and H9768TP:

- unscrew the temperature adjustment cap using an Allen key and turn the valve spindle clockwise all the way to the right to override the temperature setting.

For sequential models:

- remove the control lever to unblock the temperature limiter.

AUTO-DRAINING DEVICE

DELABIE recommends installing its auto-draining device (*ref. 880*) on all shower mixers.

This device allows the shower head and flexible hose to drain automatically, essential in the fight against bacterial proliferation.

To be fully effective, DELABIE recommends connecting the auto-draining device to a short flexible shower hose (*ref. 83473 or 83673, page 143*).

Auto-draining shower kits are also available.

They include a mixer fitted with an auto-draining device, a short flexible hose 0.85m long with a shower head and a tilting shower head holder.

BIOSAFE: INFECTION CONTROL

Body with smooth interior

Most shower mixers have bodies with rough interiors. As a result, they provide niches where bacteria can adhere.

All the internal parts of the majority of DELABIE's shower mixers are completely smooth, reducing biofilm attachment and making it easier to treat.

Low volume of standing water in the body

The majority of DELABIE's shower mixers have been specifically **designed to reduce the volume of standing water in the body** and thus significantly reduce the risk of bacterial development.

In effect, water flows from the inlets to the cartridge via narrow tubes which can only hold a limited volume of water. The risk of bacterial proliferation is reduced.

No non-return valves

HW/CW cross flow is impossible

DELABIE has developed a unique system that enables **thermostatic mixers to shut off the Hot Water and Cold Water directly at the inlets**, making non-return valves completely redundant.

Cross flow between the HW and CW is impossible. This reduces the risk of bacterial development considerably.

(For more information see page 112 and 116).

COMFORT AND ERGONOMICS

Temperature stability

• **SECURITHERM thermostatic mixers** ensure stable temperatures regardless of pressure and flow rate variations in the system. They respond immediately to any changes.

• **Prevents cold showers:** SECURITHERM technology ensures that the cold water supply shuts off automatically if the hot water supply fails.

• **SECURITHERM EP mixers** compensate for the variations in CW and HW pressure at the inlets. They ensure that the water temperature at the outlet remains stable for the user, removing the risk of scalding or cold showers.

• **DELABIE's mechanical mixers** are fitted with an exclusive solution which effectively reduces temperature variations if there are pressure variations in the system.

However, mechanical mixers do not have the precision of thermostatic or EP mixers and they are not fitted with an anti-scalding safety.

They provide an intermediate economic solution.

Reduced risk of Hot Water/Cold Water cross flow

On the new generation of DELABIE's mechanical mixers, **the hot water can only flow back into the cold water supply (or vice versa) if the pressure differential between the inlets is greater than 1 bar.** Therefore, the risk of cross flow between the HW/CW is very small, unlike other mixers.

As a result, the risk of bacterial proliferation is reduced. Moreover, **this solution removes the need for non-return valves to be installed.**



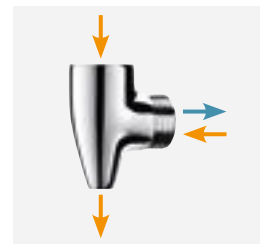
Body with smooth interior



Low volume of standing water



Securitouch technology: cool-touch



Auto-draining device




SECURITHERM Securitouch shower mixer

Sequential thermostatic mixer, with no non-return valves



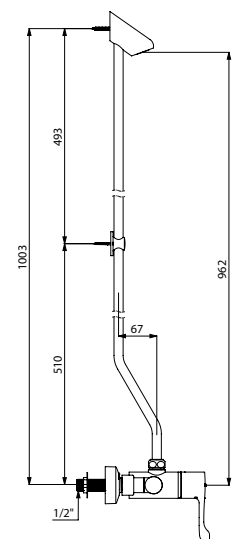
- **Sequential:** opens and closes with cold water (see page 112).
- **No risk of cross flow between hot and cold water.**
No non-return valves on the inlets.
- **Anti-scalding failsafe:** immediate shut-off if cold water supply fails.
- **Prevents cold water showers:** shuts off automatically if hot water supply fails.
- **Securitouch thermal insulation prevents burns.**
- Scale-resistant **sequential thermostatic cartridge.**
- Temperature control: cold water up to 39°C.
- Temperature limiter set at 39°C.
- Thermal shocks are possible.
- **Body with smooth interior and low water volume** (reduces bacterial development).
- Flow rate regulated at 9 lpm.
- Hygiene control lever L. 100mm.
- Top or bottom outlet options.
- Supplied with 2 in-line STOP/CHECK wall connectors (ref. 855755UK.2P see page 144).
- Suitable for people with reduced mobility.
- 10-year warranty.

Related product

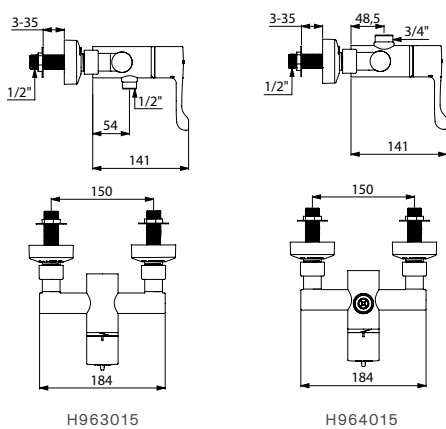


SECURITHERM sequential shower kit:

- For wall-mounted exposed installation.
- TONIC JET fixed shower head in chrome-plated solid brass with concealed fixing (see page 137).
- Shower column link Ø 16mm with reinforced collar (fixing plate and screws included).
- Sequential thermostatic mixer (ref. H964015, see opposite).



H964115



H963015

H964015



Smooth interior = very little biofilm
Thermal insulation on HW side
No non-return valves

SECURITHERM Securitouch sequential thermostatic shower mixer		
Bottom outlet	H963015	£374.16
Top outlet	H964015	£374.16

Options: hydrotherapy accessories (see pages 141 - 143), BIOFIL shower head filters (see page 142), auto-draining device (see page 144), floor traps (see page 147)

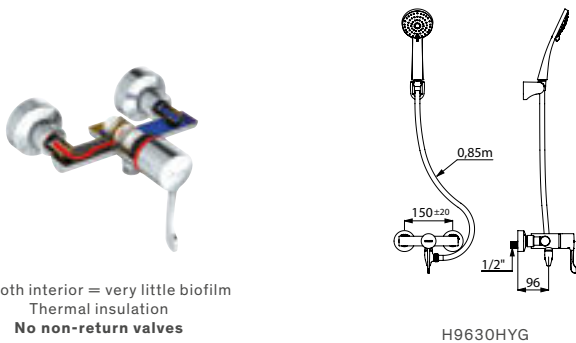
SECURITHERM sequential shower kit	H964115	£638.74
--	----------------	----------------

SECURITHERM auto-draining shower kit
With Securitouch sequential thermostatic mixer



Shower kit with auto-draining device includes:

- **Mixer with scale-resistant sequential thermostatic cartridge:**
 - Opens and closes with cold water.
 - **No risk of cross flow between hot and cold water.**
 - **No non-return valves** on the inlets.
 - **Anti-scalding failsafe:** immediate shut-off if cold water supply fails.
 - **Prevents cold water showers:** shuts off automatically if hot water supply fails.
 - **Securitouch thermal insulation prevents burns.**
 - Temperature control: cold water up to 39°C, limiter set at 39°C.
 - Thermal shocks are possible.
 - Flow rate regulated at 9 lpm.
 - Hygiene control lever L. 100mm.
 - M½" bottom outlet.
- Shower head with flexible hose and chrome-plated wall-mounted tilting support.
- **Auto-draining device** FM½" automatically drains the flexible and shower head (see page 144).
- Suitable for people with reduced mobility.
- 10-year warranty.



Smooth interior = very little biofilm
Thermal insulation
No non-return valves

H9630HYG

SECURITHERM Securitouch auto-draining shower kit		
Offset STOP/CHECK connectors	H9630HYG	£487.23
Offset standard connectors	H9630SHYG	£456.08

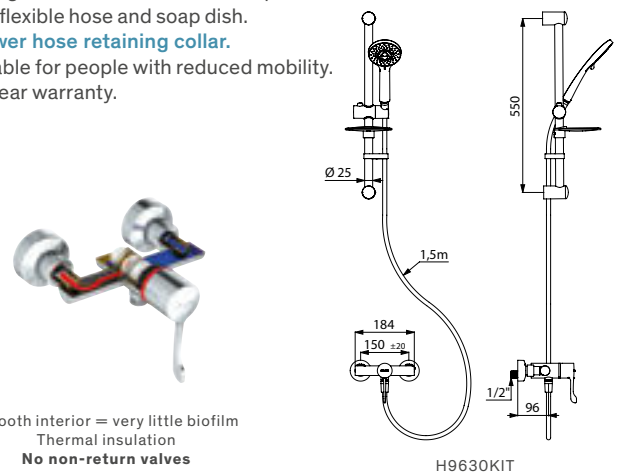
Options: soap dishes (see page 146), floor traps (see page 147), BIOFIL shower head with integrated filter (see page 142), other connectors available (see page 144)

SECURITHERM shower kit with riser rail
With Securitouch sequential thermostatic mixer



Shower kit with riser rail includes:

- **Mixer with scale-resistant sequential thermostatic cartridge:**
 - Opens and closes with cold water.
 - **No risk of cross flow between hot and cold water.**
 - **No non-return valves** on the inlets.
 - **Anti-scalding failsafe:** immediate shut-off if cold water supply fails.
 - **Prevents cold water showers:** shuts off automatically if hot water supply fails.
 - **Securitouch thermal insulation prevents burns.**
 - Temperature control: cold water up to 39°C, limiter set at 39°C.
 - Thermal shocks are possible.
 - Flow rate regulated at 9 lpm.
 - Hygiene control lever L. 100mm.
 - M½" bottom outlet.
- Sliding shower head on a chrome-plated riser rail with flexible hose and soap dish.
- **Shower hose retaining collar.**
- Suitable for people with reduced mobility.
- 10-year warranty.



Smooth interior = very little biofilm
Thermal insulation
No non-return valves

H9630KIT

SECURITHERM Securitouch shower kit with riser rail		
Offset STOP/CHECK connectors	H9630KIT	£467.68
Offset standard connectors	H9630SKIT	£436.08

Options: auto-draining device (see page 144), floor traps (see page 147), BIOFIL shower head with integrated filter (see page 142), other connectors available (see page 144)



100% WATERPROOF, THE H9633 RECESSED SEQUENTIAL IS WELL CONNECTED!

Improved ergonomics and functionality

The same lateral movement, through a 180° range, opens the water flow and adjusts the temperature.

Opens and closes with cold water

SECURITHERM sequential mixers open and close with cold water for increased anti-scalding safety.

Cold water draw-off

Opening with cold water, without any passage of hot water, ensures the supply of only cold water if required.

BIOSAFE: infection control HW/CW cross flow is impossible

DELABIE has developed a unique system that enables sequential thermostatic mixers to shut off the Hot Water and Cold Water directly at the inlets, making non-return valves redundant. Cross flow between the HW and CW is impossible. This reduces the risk of bacterial development considerably. *For more information see page 9.*

Low volume of standing water in the body

Sequential thermostatic mixers have just one mechanism instead of two like dual control models. As a result, fewer components are in contact with the water and there is less standing water in the mixer. The risk of bacterial development is reduced.

Automatic anti-scalding failsafe

SECURITHERM thermostatic technology ensures immediate hot water shut-off if the cold water supply fails. If the cold water supply fails, the European standard EN 1111 allows a slight leak of hot water (0.10L/10 seconds).

With DELABIE's thermostatic mixers, the hot water shut-off is complete (with no trickle of water). If the hot water supply fails, DELABIE's SECURITHERM mixers also shut off the cold water supply. This avoids the risk of cold showers which may result in a loss of balance or a fall.

Maximum temperature limiter

DELABIE's sequential thermostatic mixers are supplied with a pre-set maximum temperature limiter. The user cannot increase the temperature above the maximum set temperature, reducing the risk of scalding.

Thermal shock feature

With SECURITHERM sequential thermostatic mixers, it is possible to undertake thermal shocks at the temperature of the hot water in the system. Remove the control lever to override the temperature limiter.

Temperature stability

SECURITHERM sequential thermostatic mixers ensure stable temperatures regardless of pressure and flow rate variations in the system. They respond immediately to any changes. In addition, they prevent cold showers ensuring that the cold water supply shuts off if the hot water supply fails.

100% waterproof

Standard housings on the market are designed to be cut to size flush to the wall, which increases the risk of leaks between the wall and the collar.


DELABIE's recessed housing is equipped with a collar with integrated seal that clips onto the housing once the wall finish is in place (patented system). It is completely waterproof without silicone.

Any condensation is evacuated via the plate. The wall stays intact throughout.

The H9633 recessed sequential mixer is fitted with an elbow outlet which connects directly onto the control plate: the product is therefore 100% waterproof.

Modular

Attachable from the sides, front or behind, DELABIE's recessed housing can be used on plasterboard rails, on load-bearing walls or even thin panels, the installation is therefore modular, adapting to the type of project.



Plasterboard rails

Load-bearing walls

Thin panels

Adaptable

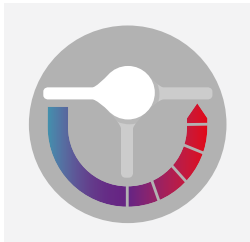
It is the ideal positioning of the collar that enables the housing to be cut to size lengthwise depending on the wall thickness whilst still guaranteeing complete waterproofing. Thin or thick, the housing adapts to all the requirements of walls from 10 to 120mm.

Quick and easy to install

The recessed sequential mixer can be connected to standard pipes or "pipe-in-pipe".

The hydraulic connection is made from the outside of the housing. During the installation, the sequential cartridge and filter are replaced by a temporary cap to flush the system safely, without damaging the technical elements.

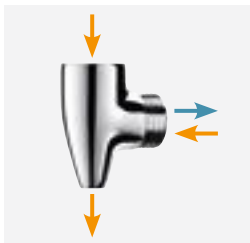
10-year warranty against any manufacturing defects.




Sequential control to open/close




Body with smooth interior



Auto-draining device



Find out more about our range of mixers with retracting hand sprays on pages 75 - 79.





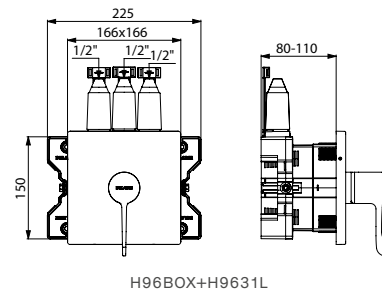
SECURITHERM recessed sequential thermostatic shower mixer **H96CBOX + H9633** - Comfort shower seat to hang on grab bars **510300**
Angled shower grab bars **5481DP2** - Shower head **813** - SILVER flexible shower hose **836T1** - Floor trap **683001UK**

SECURITHERM recessed shower mixer

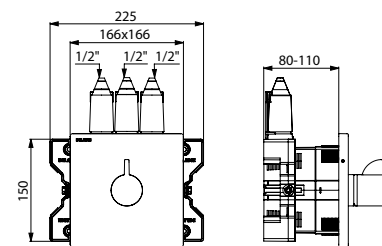
Sequential thermostatic mixer in a waterproof housing



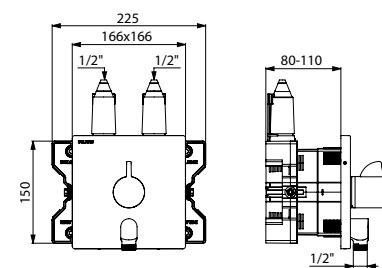
- **Mixer with scale-resistant sequential thermostatic cartridge:**
 - Opens and closes with cold water (see page 112).
 - **No risk of cross flow between hot and cold water.**
 - **No non-return valves** on the inlets.
 - **Anti-scalding failsafe:** immediate shut-off if cold water supply fails.
 - **Prevents cold showers:** shuts off automatically if hot water supply fails.
 - **Securitouch thermal insulation prevents burns.**
 - Temperature control: cold water up to 39°C.
 - Maximum temperature limiter set at 39°C.
 - Thermal shocks are possible.
 - Flow rate regulated at 9 lpm (mixer only), 6 lpm at 3 bar with shower head.
 - M³/₄" inlets with integrated filters.
- Order a wall-mounted shower head or outlet to complete (see pages 137 and 145).
- Bright polished stainless steel wall plate 166 × 166mm.
- **Waterproof recessing housing** (see page 113):
 - Collar with waterproof seal.
 - Hydraulic connection from the outside and maintenance from the front.
 - Adjusts to all types of installation (rails, solid walls, panels).
 - Compatible with wall finishes 10 - 120mm (while maintaining the minimum recessing depth of 93mm).
 - Suitable for standard or "pipe-in-pipe" supply.
 - Stopcocks and flow rate adjustment, filters and cartridge are all integrated and accessible from the front.
 - Supplied in 2 kits: secure system flush without sensitive elements.
- Suitable for people with reduced mobility.
- 10-year warranty.



H96BOX+H9631L



H96BOX+H9631



H96CBOX+H9633

SECURITHERM sequential thermostatic shower mixer with no shower head recessed in a waterproof housing

Hygiene lever L. 100mm

No elbow outlet	H96BOX + H9631L	£290.99 £290.28
With elbow outlet	H96CBOX + H9633L	£324.80 £328.14

ERGO control

No elbow outlet	H96BOX + H9631	£290.99 £297.75
With elbow outlet	H96CBOX + H9633	£324.80 £338.34

Options: fixed shower heads (see page 137), floor traps (see page 147)

SHOWERS

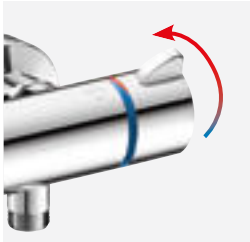


H9768TP: THE THERMOSTATIC SHOWER MIXER THAT PREVENTS CROSS FLOW

BIOSAFE: infection control HW/CW cross flow is impossible

DELABIE has developed a unique patented system that enables dual control thermostatic mixers to shut off the Hot Water and Cold Water directly at the inlets. The design of the H9768TP mixer makes non-return valves completely redundant. As such all risk of cross flow between HW and CW supplies, which creates favourable conditions for bacterial development, is eliminated.


For more information see page 9.



Thermal shock feature



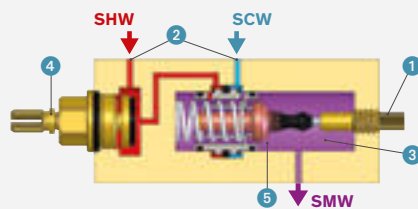
Securitouch technology: cool-touch



Water savings per use



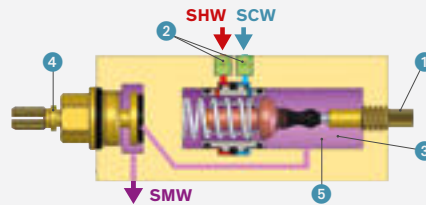
DELABIE'S THERMOSTATIC TECHNOLOGY



- 1 Temperature control
- 2 No non-return valves
- 3 Mixed water
- 4 Mixer opening control
- 5 Mixing chamber

By closing the control 4, the SHW is closed. The thermostatic cell therefore closes the SCW. There is no risk of cross flow between SHW and SCW.

CONVENTIONAL THERMOSTATIC TECHNOLOGY



- 1 Temperature control
- 2 Non-return valves
- 3 Mixed water
- 4 Mixer opening control
- 5 Mixing chamber

Sooner or later, the non-return valves are obstructed by impurities causing cross flow between the SHW and the SCW, responsible for bacterial development.

Low volume of standing water in the body

The H9768TP dual control thermostatic mixer has been specifically designed to reduce the volume of standing water in the body and therefore reduce the risk of bacterial development.

Body with smooth interior

All the internal parts of the H9768TP dual control thermostatic mixer are completely smooth, reducing biofilm attachment and making it easier to treat.

For more information see page 8.

Automatic anti-scalding safety

SECURITHERM thermostatic technology ensures immediate hot water shut-off if the cold water supply fails. If the cold water supply fails, the European standard EN 1111 allows a slight leak of hot water (0.10L/10 seconds).

With the H9768TP thermostatic mixer, the hot water shut-off is complete (with no trickle of water).

If the hot water supply fails, the H9768TP SECURITHERM mixer also shuts off the cold water supply. This avoids the risk of cold showers which may result in a loss of balance or a fall.

Maximum temperature limiter

The H9768TP dual control thermostatic mixer is supplied with a pre-set maximum temperature limiter. The user cannot increase the temperature above the maximum set temperature, reducing the risk of scalding.

Thermal shock feature

With the H9768TP SECURITHERM thermostatic mixer it is possible to undertake thermal shocks at the temperature of the hot water in the system.

Unscrew the temperature adjustment cap using an Allen key and turn the valve spindle clockwise all the way to the right to override the temperature setting. For H9769 models simply press the little red button on the control cap with a pointed tool to override the maximum temperature limiter.

For more information see page 11.

Securitouch technology

Specifically designed for patients, people with reduced mobility, the elderly and children, Securitouch technology provides increased safety for superior comfort.

The whole mechanism on the H9768TP SECURITHERM dual control thermostatic mixer is thermally insulated. This reduces the risk of burns when touching the mixer.

Temperature stability

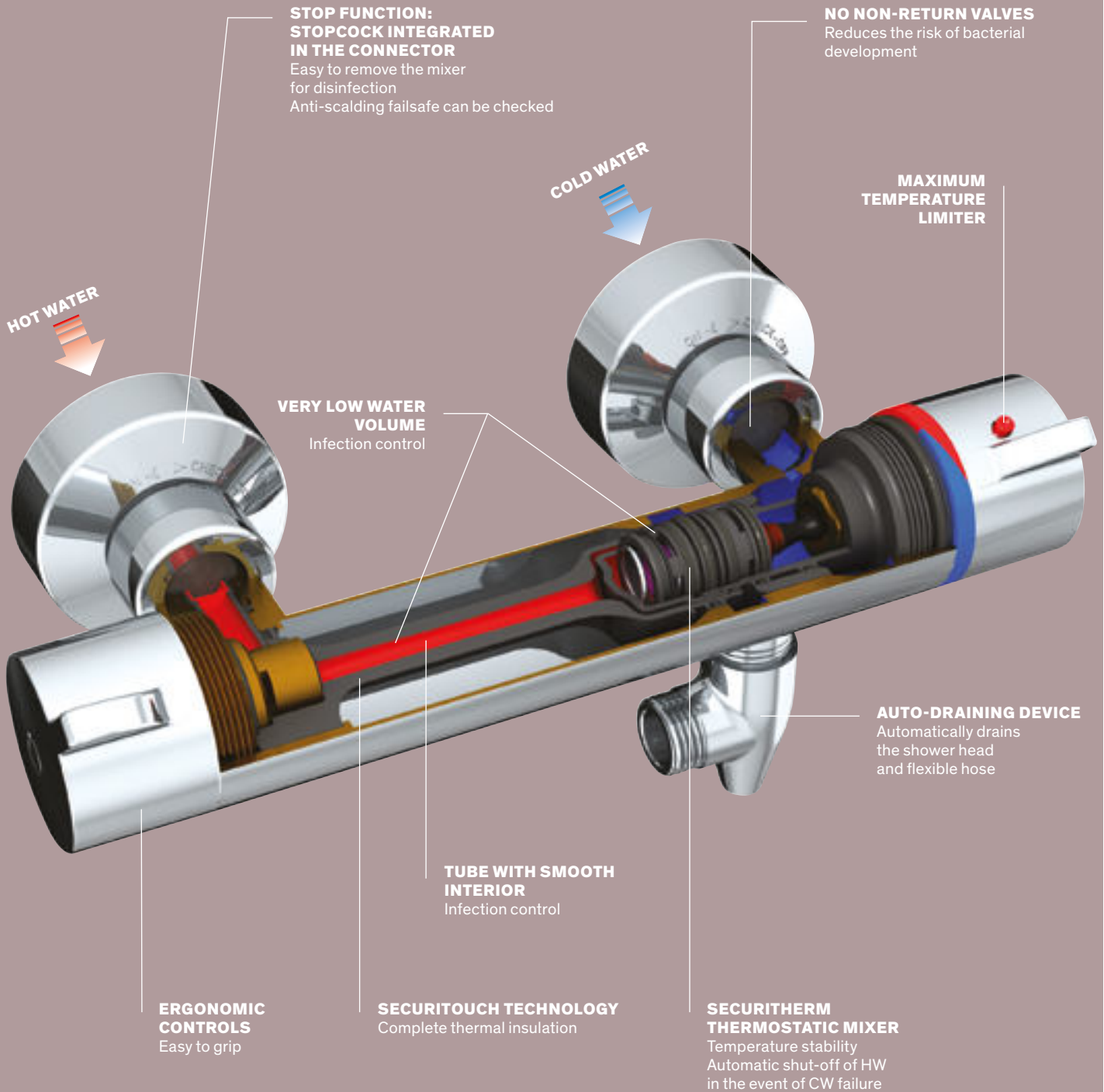
The H9768TP SECURITHERM dual control thermostatic mixer ensures stable temperatures regardless of pressure and flow rate variations in the system. It responds immediately to any changes. Moreover, it is designed to prevent cold showers since the cold water shuts off automatically if the hot water supply fails.

Ergonomic controls

The H9768TP SECURITHERM dual control thermostatic mixer is fitted with ergonomic control knobs, ensuring a smooth operation suitable for hospital patients, the elderly or disabled people.

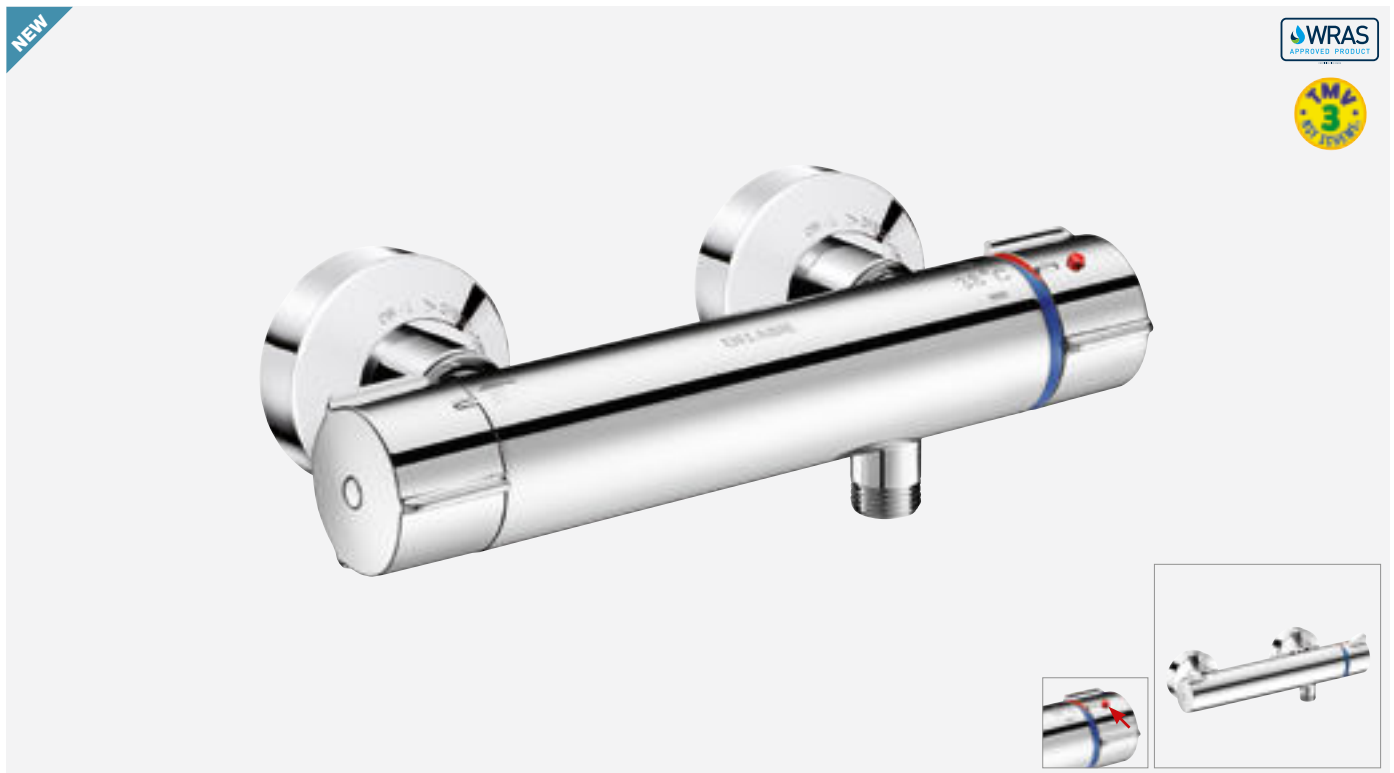
Intuitive identification

Clear visual identification for Hot and Cold water on a Red/Blue coloured index ring.



SECURITHERM Securitouch BIOSAFE shower mixer

Dual control thermostatic mixer, with no non-return valves




- **No risk of cross flow between hot and cold water.**
- **No non-return valves** on the inlets (patented system).
- **Anti-scalding failsafe:** immediate shut-off if cold water supply fails.
- **Prevents cold water showers:** shuts off automatically if hot water supply fails.
- **Securitouch thermal insulation prevents burns.**
- Scale-resistant **thermostatic cartridge** for adjusting the temperature.
- ¼-turn ceramic head for adjusting the flow rate.
- Temperature control: up to 43°C (ref. H9768TP up to 41°C).
- **Double temperature limiter:** 1st limiter set at 41°C, 2nd limiter set at 43°C.
For model H9768TP: maximum temperature limiter pre-set to 38°C.
- **Thermal shocks are possible** without removing the control knob or shutting off the cold water supply (see page 11).
- Flow rate limited to 9 lpm at 3 bar.
- M½" shower outlet.
- F¾" inlets with integrated filters.
- Supplied with 2 wall connectors M½" M¾" (see page 144).
- Suitable for people with reduced mobility.
- 10-year warranty.

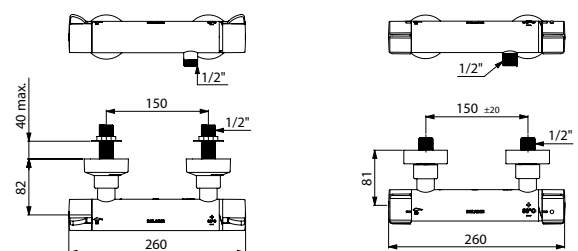
Additional product



Shelf for shower mixers (see page 146)



Smooth interior and low water volume
= very little biofilm
Thermal insulation
No non-return valves



H9768TP

H9769S

SECURITHERM Securitouch BIOSAFE thermostatic shower mixer		
Ergonomic controls		
Offset STOP/CHECK connectors	H9769	£313.42
Offset standard connectors	H9769S	£279.41
ERGO controls		
Inline STOP/CHECK connectors	H9768TP	£328.53
Options: auto-draining device (see page 144), hydrotherapy accessories (see pages 141 - 143)		

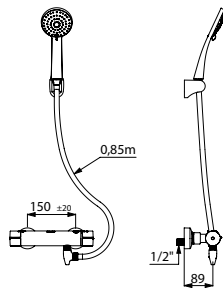
SECURITHERM auto-draining shower kit

With Securitouch dual control thermostatic mixer



Shower kit with auto-draining device includes:

- **Dual control mixer with** scale-resistant **thermostatic cartridge:**
 - **No risk of cross flow between hot and cold water.**
 - No non-return valves** on the inlets.
 - **Anti-scalding failsafe:** immediate shut-off if cold water supply fails.
 - **Prevents cold water showers:** shuts off automatically if hot water supply fails.
 - Temperature control: up to 43°C. **Double temperature limiter:** 1st limiter set at 41°C, 2nd limiter set at 43°C.
 - Thermal shocks are possible.**
 - Flow rate limited to 9 lpm at 3 bar.
 - M1/2" shower outlet.
 - F3/4" inlets with integrated filters.
- Shower head with flexible hose and chrome-plated, wall-mounted tilting support.
- **Auto-draining device** FM1/2" automatically drains the flexible hose and the shower head (see page 144).
- Suitable for people with reduced mobility.
- 10-year warranty.



H9769HYG

SECURITHERM Securitouch BIOSAFE auto-draining shower kit		
Ergonomic controls		
Offset STOP/CHECK connectors	H9769HYG	£440.19
Offset standard connectors	H9769SHYG	£400.18
ERGO controls		
Offset STOP/CHECK connectors	H9768HYG	£457.29
Offset standard connectors	H9768SHYG	£418.24

Options: soap dish (see page 146), floor traps (see page 147), BIOFIL shower head filters (see page 142)

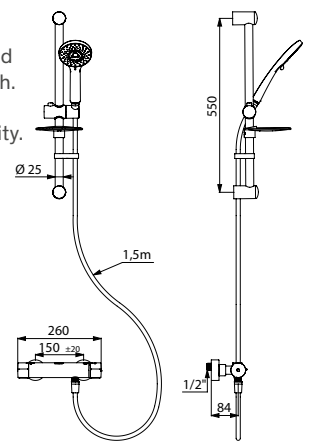
SECURITHERM shower kit with riser rail

With Securitouch dual control thermostatic mixer



Shower kit with riser rail includes:

- **Dual control mixer with** scale-resistant **thermostatic cartridge:**
 - **No risk of cross flow between hot and cold water.**
 - No non-return valves** on the inlets.
 - **Anti-scalding failsafe:** immediate shut-off if cold water supply fails.
 - **Prevents cold water showers:** shuts off automatically if hot water supply fails.
 - Temperature control: up to 43°C. **Double temperature limiter:** 1st limiter set at 41°C, 2nd limiter set at 43°C.
 - Thermal shocks are possible.**
 - Flow rate limited to 9 lpm at 3 bar.
 - M1/2" shower outlet.
 - F3/4" inlets with integrated filters.
- Sliding shower head on a chrome-plated riser rail with flexible hose and soap dish.
- **Shower hose retaining collar.**
- Suitable for people with reduced mobility.
- 10-year warranty.




H9769SKIT

SECURITHERM Securitouch BIOSAFE shower kit with riser rail		
Ergonomic controls		
Offset STOP/CHECK connectors	H9769KIT	£483.06
Offset standard connectors	H9769SKIT	£443.05
ERGO controls		
Offset STOP/CHECK connectors	H9768KIT	£496.33
Offset standard connectors	H9768SKIT	£459.36

Options: auto-draining device (see page 144), floor traps (see page 147), BIOFIL shower head filters (see page 142)

SECURITHERM Securitouch shower/shower-bath mixer

Dual control thermostatic mixer




- **Anti-scalding failsafe:** immediate shut-off if cold water supply fails.
- **Prevents cold water showers:** shuts off automatically if hot water supply fails.
- **Securitouch thermal insulation prevents burns.**
- Scale-resistant **thermostatic cartridge** for adjusting the temperature.
- ¼-turn ceramic head for adjusting the flow rate.
- Temperature control: 25 - 41°C.
- **Maximum temperature limiter** set at 38°C.
- **Thermal shocks are possible** (see page 11).
- **Automatic diverter with low pressure lock:** maintains the shower position even if the flow rate is too low on model H9752S.
- ERGO control knobs.
- M½" shower outlet.
- F¾" inlets with integrated filters and non-return valves.
- Supplied with 2 wall connectors M½" M¾" (see page 144).
- Suitable for people with reduced mobility.
- 10-year warranty.

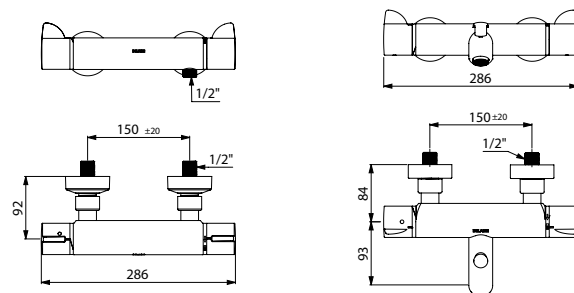
Additional product



Shelf for shower mixers (see page 146)



Thermal insulation



H9741TP

H9752S

SECURITHERM Securitouch thermostatic shower mixer		
In-line STOP/CHECK connectors	H9741TP	£356.46
SECURITHERM Securitouch shower-bath mixer	H9752S	£492.82

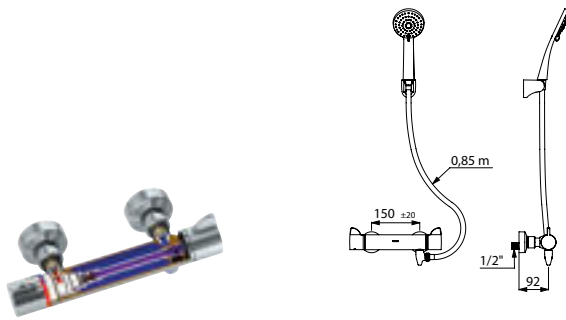
Options: auto-draining device (see page 144), hydrotherapy accessories (see pages 141 - 143), other connectors available (see page 144)

SECURITHERM auto-draining shower kit
With Securitouch dual control thermostatic mixer



Shower kit with auto-draining device includes:

- **Dual control mixer with** scale-resistant **thermostatic cartridge:**
 - **Anti-scalding failsafe:** immediate shut-off if cold water supply fails.
 - **Prevents cold water showers:** shuts off automatically if hot water supply fails.
 - **Securitouch thermal insulation prevents burns.** Temperature control: 25 - 41°C.
 - **Double temperature limiter:** 1st limiter set at 38°C, 2nd limiter set at 41°C. **Thermal shocks are possible.**
 - Flow rate regulated at 9 lpm.
 - ERGO control knobs.
 - M½" shower outlet.
 - F¾" inlets with integrated filters and non-return valves.
- Shower head with flexible hose and chrome-plated, wall-mounted tilting support.
- **Auto-draining device** FM½" automatically drains the flexible and shower head (see page 144).
- Suitable for people with reduced mobility.
- 10-year warranty.



Thermal insulation

H9741HYG

SECURITHERM Securitouch auto-draining shower kit		
Offset STOP/CHECK connectors	H9741HYG	£436.08
Offset standard connectors	H9741SHYG	£401.95

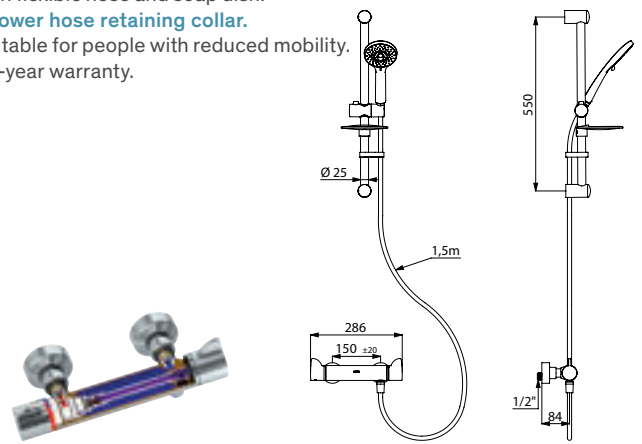
Options: soap dishes (see page 146), floor traps (see page 147), BIOFIL shower head with integrated filter (see page 142), other connectors available (see page 144)

SECURITHERM shower kit with riser rail
With Securitouch dual control thermostatic mixer



Shower kit with riser rail includes:

- **Dual control mixer with** scale-resistant **thermostatic cartridge:**
 - **Anti-scalding failsafe:** immediate shut-off if cold water supply fails.
 - **Prevents cold water showers:** shuts off automatically if hot water supply fails.
 - **Securitouch thermal insulation prevents burns.** Temperature control: 25 - 41°C.
 - **Double temperature limiter:** 1st limiter set at 38°C, 2nd limiter set at 41°C. **Thermal shocks are possible.**
 - Flow rate regulated at 9 lpm.
 - ERGO control knobs.
 - M½" shower outlet.
 - F¾" inlets with integrated filters and non-return valves.
- Sliding shower head on a chrome-plated riser rail with flexible hose and soap dish.
- **Shower hose retaining collar.**
- Suitable for people with reduced mobility.
- 10-year warranty.



Thermal insulation


H9741SKIT

SECURITHERM Securitouch shower kit with riser rail		
Offset STOP/CHECK connectors	H9741KIT	£436.08
Offset standard connectors	H9741SKIT	£401.95

Options: auto-draining device (see page 144), floor traps (see page 147), BIOFIL shower head with integrated filter (see page 142), other connectors available (see page 144)

SECURITHERM shower mixer

Dual control thermostatic mixer



- **Anti-scalding failsafe:** immediate shut-off if cold water supply fails.
- **Prevents cold showers:** shuts off automatically if hot water supply fails.
- Scale-resistant **thermostatic cartridge** for adjusting the temperature.
- ¼-turn ceramic head for adjusting the flow rate.
- Temperature control: 25 - 40°C.
- Maximum temperature limiter set at 38°C.
- **Thermal shocks are possible** without removing the control knob or shutting off the cold water supply (see page 11).
- Flow rate regulated at 9 lpm.
- CLASSIC control knobs.
- M½" shower outlet.
- F¾" inlets with integrated filters and non-return valves.
- Supplied with 2 offset wall connectors M½" M¾" (see page 144).
- Suitable for people with reduced mobility.
- 10-year warranty.

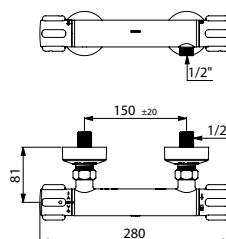
Additional product



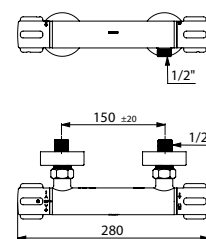
Shelf for shower mixers (see page 146)

SECURITHERM thermostatic shower mixer		
Offset STOP/CHECK connectors	H9739	£354.32
Offset standard connectors	H9739S	£315.73

Options: auto-draining device (see page 144), hydrotherapy accessories (see pages 141 - 143), other connectors available (see page 144)



H9739



H9739S

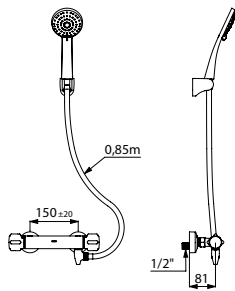
SECURITHERM auto-draining shower kit

With dual control thermostatic mixer



Shower kit with auto-draining device includes:

- **Dual control mixer with** scale-resistant **thermostatic cartridge:**
 - **Anti-scalding failsafe:** immediate shut-off if cold water supply fails.
 - **Prevents cold water showers:** shuts off automatically if hot water supply fails.
 - Temperature control: 25 - 40°C.
 - Maximum temperature limiter set at 38°C.
 - **Thermal shocks are possible.**
 - Flow rate regulated at 9 lpm.
 - CLASSIC control knobs.
 - M¹/₂" shower outlet.
 - F³/₄" inlets with integrated filters and non-return valves.
- Shower head with flexible hose and chrome-plated, wall-mounted tilting support.
- **Auto-draining device** FM¹/₂" automatically drains the flexible and shower head (see page 144).
- Suitable for people with reduced mobility.
- 10-year warranty.



H9739HYG

SECURITHERM auto-draining shower kit		
Offset STOP/CHECK connectors	H9739HYG	£435.91
Offset standard connectors	H9739SHYG	£381.86

Options: soap dishes (see page 146), floor traps (see page 147), BIOFIL shower head with integrated filter (see page 142), other connectors available (see page 144)

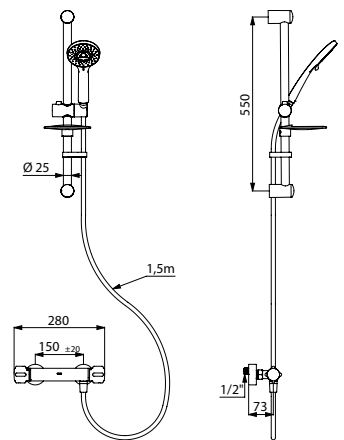
SECURITHERM shower kit with riser rail

With dual control thermostatic mixer



Shower kit with riser rail includes:

- **Dual control mixer with** scale-resistant **thermostatic cartridge:**
 - **Anti-scalding failsafe:** immediate shut-off if cold water supply fails.
 - **Prevents cold water showers:** shuts off automatically if hot water supply fails.
 - Temperature control: 25 - 40°C.
 - Maximum temperature limiter set at 38°C.
 - **Thermal shocks are possible.**
 - Flow rate regulated at 9 lpm.
 - CLASSIC control knobs.
 - M¹/₂" shower outlet.
 - F³/₄" inlets with integrated filters and non-return valves.
- Sliding shower head on a chrome-plated riser rail with flexible hose and soap dish.
- **Shower hose retaining collar.**
- Suitable for people with reduced mobility.
- 10-year warranty.



H9739SKIT

SECURITHERM shower kit with riser rail		
Offset STOP/CHECK connectors	H9739KIT	£478.78
Offset standard connectors	H9739SKIT	£424.73

Options: auto-draining device (see page 144), floor traps (see page 147), BIOFIL shower head with integrated filter (see page 142), other connectors available (see page 144)



Reduced-stagnation solenoid valve



Optimised time flow



Comfortable spray



Choice of sizes and finishes



BIOSAFE: INFECTION CONTROL

Electronic shower panels

- **Open/close automatically, with no manual contact**
DELABIE's electronic shower panels are operated by active infrared detection. Flow opens/shuts off when the detector senses hands.

No manual contact prevents the spread of germs.

- **Anti-bacterial duty flush programme**

DELABIE's electronic shower panels feature a duty flush programme.

An automatic flush takes place for approximately 60 seconds every 24 hours after the last use.

- **Reduced-stagnation solenoid valve**

Most solenoid valves are fitted with a rubber membrane behind which water stagnates and is not renewed. This can lead to bacterial proliferation. DELABIE has developed a technology without a membrane (patented system).

With this piston-operated solenoid valve, water is drained and renewed with every use which reduces niches where bacteria can develop.

Time flow shower panels

- **Automatic timed shut-off, with no manual contact**
DELABIE's time flow shower panels shut off automatically once the push-button has been pressed and the valve has opened.

No manual contact after washing prevents the spread of germs by hand.

SPECIALIST DESIGN

Resistance to intensive use and vandalism

The shower panels are made from durable and resistant materials. The panel fixings are reinforced and concealed. The ends are concealed to make the back of the panel inaccessible. To prevent abuse and waste, the security shut-off system on electronic models prevents the valve from being blocked in continuous flow.

Superior endurance

The piston-operated solenoid valve on electronic models and the hydraulic time flow system with calibrated groove on time flow models are self-cleaning which extends their lifespans to over 500,000 operations.

Simple to maintain

The spare parts are standardised to ensure quick and easy replacement by maintenance staff. Access to the battery on electronic models and mixer cartridge is from the front, without having to remove the panel.

Reliable presence detection

DELABIE has chosen the most reliable detection system for electronic models: infrared active pulse. It cannot be adjusted or affected by variations in light levels.

80% WATER AND ENERGY SAVINGS

Water savings

Compared to conventional showers, these shower panels can offer maximum water savings. They ensure the manager's water bills can be reduced whilst preserving user comfort.

- **Automatic shut-off and split delivery**

- For electronic models:

the shower can be interrupted at any moment by the user. If the user forgets, a security shut-off stops the flow after 60 seconds.

- For time flow models:

the time flow is automatic and shuts off after approximately 30 seconds of flow.

The flow time is reduced to the necessary minimum (wetting, rinsing).

- **Flow rate 6 lpm**

DELABIE's shower panels are regulated at 6 lpm.

The flow rate remains constant regardless of pressure variations in the system.

- **Energy savings**

- For electronic models:

the electronic shower panels do not require much energy to operate. DELABIE has chosen infrared active pulse technology, a low-power consumption solution. The infrared beam is emitted intermittently, saving energy while ensuring effective detection.

- For time flow models:

DELABIE's time flow shower panels operate completely autonomously with no need for an electrical supply. They do not consume any power at all.

The significant hot water savings provided by DELABIE's shower panels also result in energy savings.

COMFORT AND ERGONOMICS

Comfortable to use

- **Electronic SECURITHERM panels with ON/OFF mode: operate with no contact**

Electronic detection allows all users to use the shower with no effort required.

Voluntary activation and closure, with no manual contact, provide perfect hygiene.

- **Prevents cold showers**

SECURITHERM technology ensures the cold water supply shuts off if the hot water supply fails.

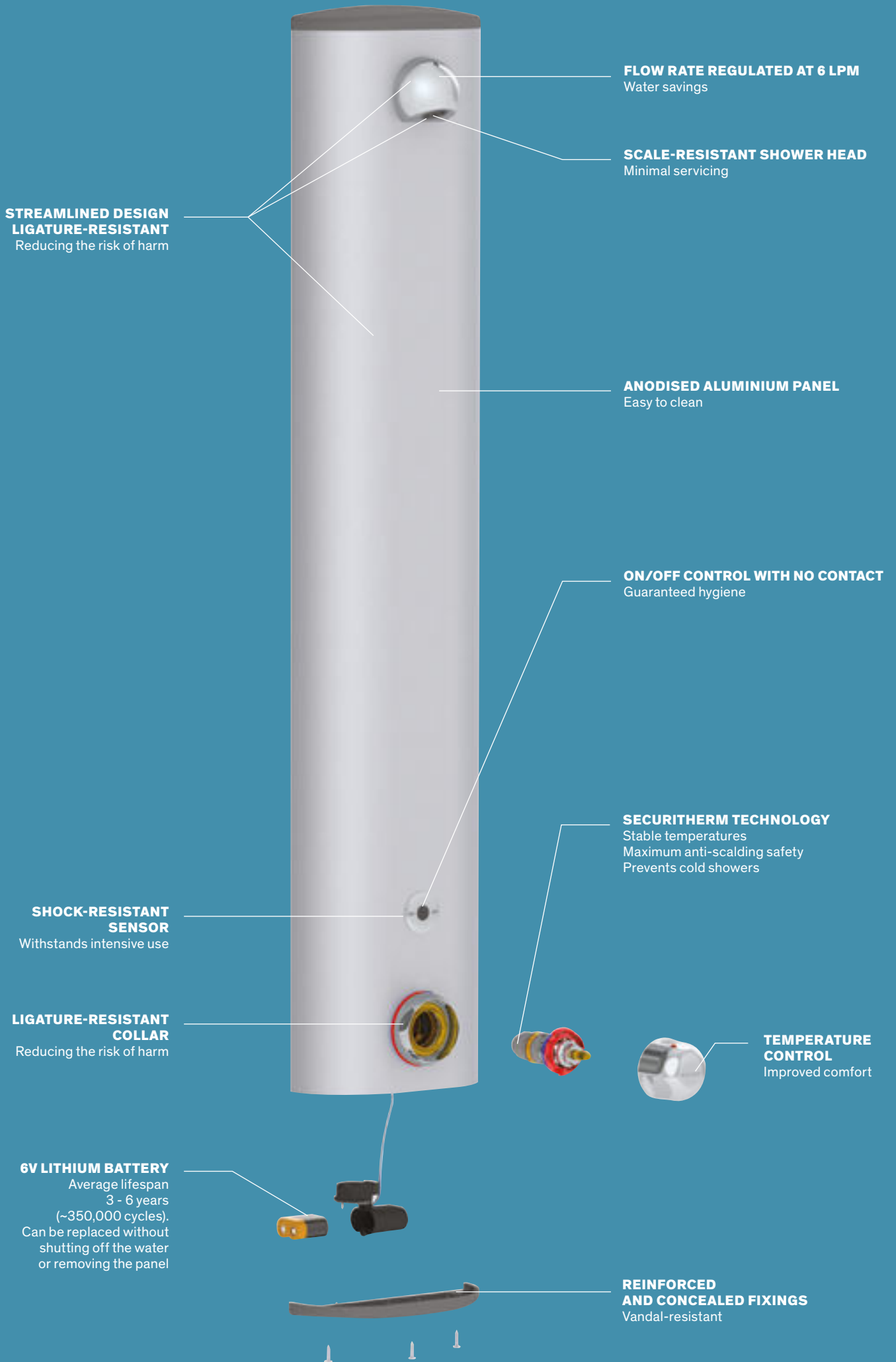
- **SECURITHERM time flow panels with Soft technology: soft-touch operation**

DELABIE has developed time flow controls with soft-touch operation. Soft technology allows all users (children, the elderly or people with reduced mobility) to use showers with no effort required.

The shower panels are fitted with a priming system that requires half the effort to operate a conventional shower valve.

Comfortable spray

The specially designed nozzle delivers a comfortable spray which provides effective coverage and a reduced noise level. The spray can be adjusted.

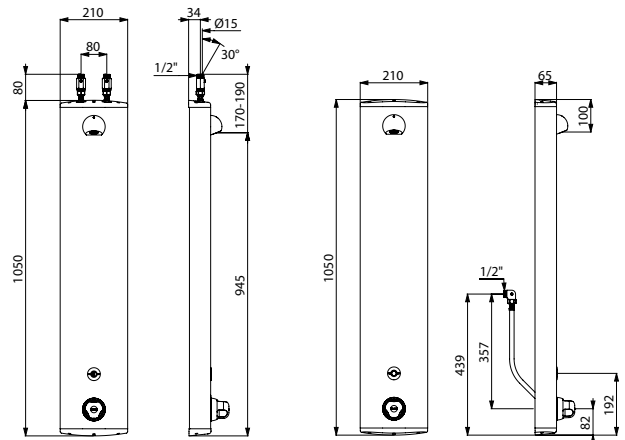


SECURITHERM aluminium shower panel

With electronic thermostatic mixer



- Anodised aluminium shower panel for wall-mounted, exposed installation.
- **SECURITHERM thermostatic shower mixer.**
- Adjustable temperature control from cold water up to 41°C, with maximum temperature limiter.
- **Anti-scalding failsafe:** automatic shut-off if cold water supply fails.
- **Prevents cold showers:** shuts off automatically if hot water supply fails.
- Thermal shocks are possible.
- **Battery-operated with 223 CR-P2 6V Lithium battery.**
- Infrared presence detection. Shower starts when hand is moved towards the sensor (detection distance ~4cm).
- Shuts off voluntarily or automatically after ~60 seconds.
- **Duty flush** (~60 seconds every 24 hours after the last use).
- Flow rate 6 lpm at 3 bar.
- Chrome-plated, tamperproof, scale-resistant **ROUND shower head** with automatic flow rate regulation.
- Concealed fixings.
- Filters and non-return valves.
- Suitable for people with reduced mobility.
- 10-year warranty.



79240015

792410UK

SECURITHERM aluminium electronic shower panel		
Top inlet via in-line stopcocks, Ø 15mm for compression fittings	79240015	£1,069.51
Concealed inlet via flexibles, M½"	792410UK	£1,069.51

Option: extension for shower panel (see page 146).

We recommend installing a floor trap (see page 147).

For rain effect nozzle add DP at the end of the reference (see page 137)

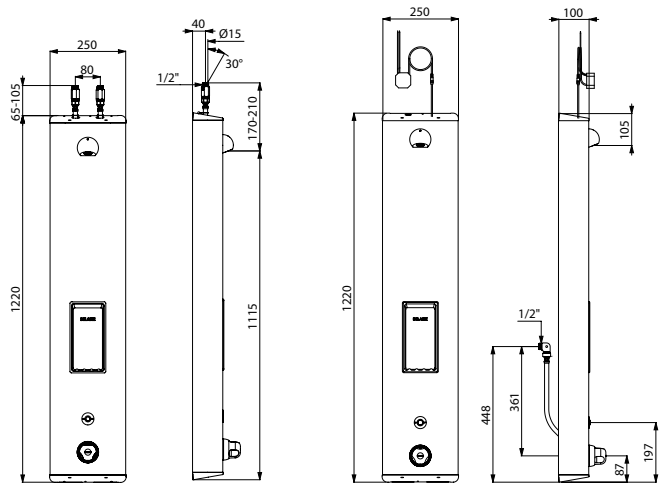


SECURITHERM stainless steel shower panel

With electronic thermostatic mixer



- Large, satin stainless steel shower panel for wall-mounted, exposed installation.
- **SECURITHERM thermostatic shower mixer.**
- Adjustable temperature control from cold water up to 38°C with 1st limiter set at 38°C and 2nd limiter set at 41°C (except for ref. 79240415: single temperature limiter set at 41°C).
- **Anti-scalding failsafe:** automatic shut-off if cold water fails.
- **Prevents cold showers:** shuts off automatically if hot water supply fails.
- Thermal shocks are possible.
- **230/6V mains supply** or **223 CR-P2 6V Lithium battery.**
- **Operation:**
 - Mains supply models: shower starts when the electronic push-button is pressed.
 - Battery-operated models: infrared presence detection. Shower starts when hand is moved towards the sensor (detection distance ~4cm).
- Shuts off voluntarily or automatically after ~60 seconds.
- **Duty flush** (~60 seconds every 24 hours after the last use).
- Flow rate 6 lpm at 3 bar.
- Chrome-plated, tamperproof, scale-resistant **ROUND shower head** with automatic flow rate regulation.
- Concealed fixings.
- Filters and non-return valves.
- Stopcocks.
- Suitable for people with reduced mobility.
- 10-year warranty.



79240415

792514

SECURITHERM mains supply electronic stainless steel shower panel		
Top inlet via in-line stopcocks	792504	£1,312.29
Concealed inlet via flexibles	792514	£1,312.29
SECURITHERM battery-operated electronic stainless steel shower panel		
Top inlet via in-line stopcocks Ø15mm for compression fittings		
With integrated soap dish	79240415	£1,305.26
Top inlet via in-line stopcocks M½"		
Without soap dish	792403	£1,239.07
Concealed inlet via flexibles M½"		
With integrated soap dish	792414	£1,281.31
Without soap dish	792413	£1,239.07

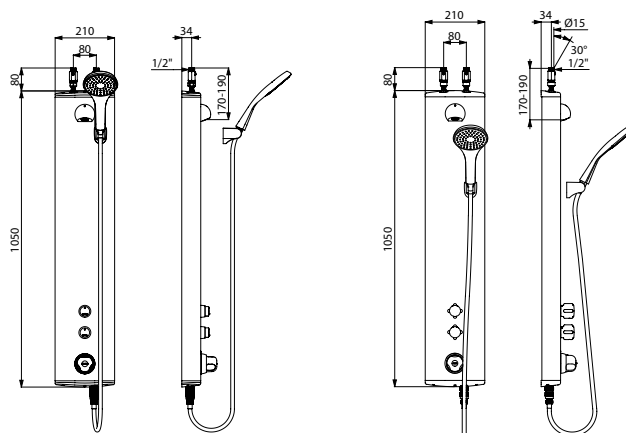
Option: extension for shower panel (see page 146).
 We recommend installing a floor trap (see page 147).
 For rain effect nozzle add DP at the end of the reference (see page 137)

SECURITHERM aluminium shower panel

With dual control thermostatic mixer and handset



- Anodised aluminium shower panel for wall-mounted, exposed installation.
- **SECURITHERM thermostatic shower mixer.**
- Adjustable temperature control from cold water up to 38°C; with 1st limiter set at 38°C and 2nd limiter set at 41°C.
- **Anti-scalding failsafe:** automatic shut-off if cold water supply fails.
- **Prevents cold showers:** shuts off automatically if hot water supply fails.
- Thermal shocks are possible.
- Soft-touch operation.
- Chrome-plated, tamperproof, scale-resistant **fixed ROUND shower head** with automatic flow rate regulation at 6 lpm at 3 bar.
- **Handset** with removable flexible via rapid push-fit STOP connector and wall support supplied.
- **Operation:**
 - models 792320 and 792330: **2 ~30-second time flow valves** for control of fixed ROUND shower head and handset.
 - models 79239015 and 792380: **2 non-time flow valves** for control of fixed ROUND shower head and handset.
- Concealed fixings.
- Filters and non-return valves.
- Suitable for people with reduced mobility.
- 10-year warranty.



792320

79239015

SECURITHERM aluminium dual control time flow shower panel		
Top inlet via in-line stopcocks, M1/2"	792320	£967.66
Concealed inlet via flexibles, M1/2"	792330	£967.66
SECURITHERM aluminium dual control non-time flow shower panel		
Top inlet via in-line stopcocks, Ø 15mm for compression fittings	79239015	£997.60
Concealed inlet via flexibles, M1/2"	792380	£988.90

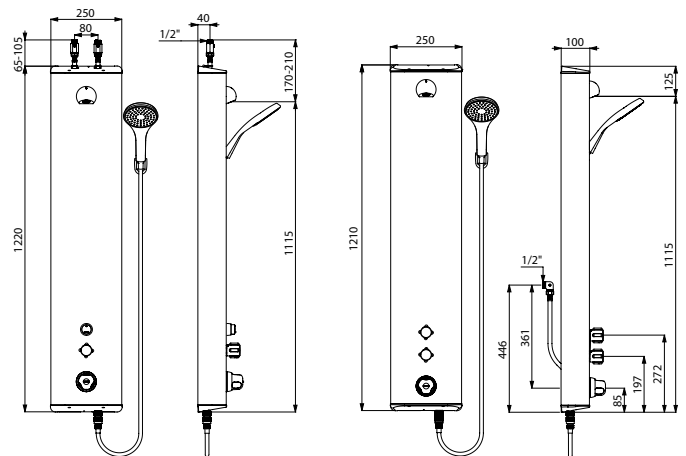
Option: extension (see page 146). We recommend a floor trap (see page 147). For rain effect nozzle add DP at the end of the reference (see page 137)

SECURITHERM stainless steel shower panel

Dual control thermostatic mixer and handset



- Large, satin stainless steel shower panel for wall-mounted, exposed installation.
- **SECURITHERM thermostatic shower mixer.**
- Adjustable temperature control from cold water up to 38°C; with 1st limiter set at 38°C and 2nd limiter set at 41°C.
- **Anti-scalding failsafe:** automatic shut-off if cold water fails.
- **Prevents cold showers:** shuts off automatically if hot water supply fails.
- Chrome-plated, tamperproof, scale-resistant **fixed ROUND shower head** with automatic flow rate regulation at 6 lpm at 3 bar.
- **Handset** with removable flexible via rapid push-fit STOP connector and wall support supplied.
- **Operation:**
 - models 792324 and 792334: **1 ~30 second time flow valve with soft-touch operation** to control the fixed ROUND shower head and **1 non-time flow 1/4 turn valve** to control the handset.
 - models 792344 and 792354: **2 non-time flow valves** to control the ROUND shower head and handset.
- Thermal shocks are possible.
- M1/2" connections.
- Concealed fixings.
- Filters and non-return valves.
- Stopcocks.
- Suitable for people with reduced mobility.
- 10-year warranty.



792324

792354

SECURITHERM stainless steel dual control time flow shower panel		
Top inlet via in-line stopcocks	792324	£1,126.42
Concealed inlet via flexibles	792334	£1,126.42
SECURITHERM stainless steel dual control non-time flow shower panel		
Top inlet via in-line stopcocks	792344	£1,126.42
Concealed inlet via flexibles	792354	£1,126.42

Option: extension (see page 146). We recommend a floor trap (see page 147). For rain effect nozzle add DP at the end of the reference (see page 137).



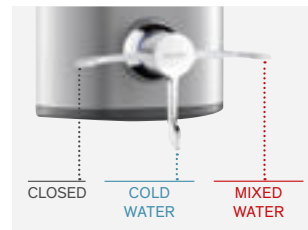
SECURITHERM sequential thermostatic shower panel **H9635** - Straight grab bar **50505P2** - Shelf for grab bars for showers **511922P**
Floor trap **683002UK**

SECURITHERM aluminium shower panel

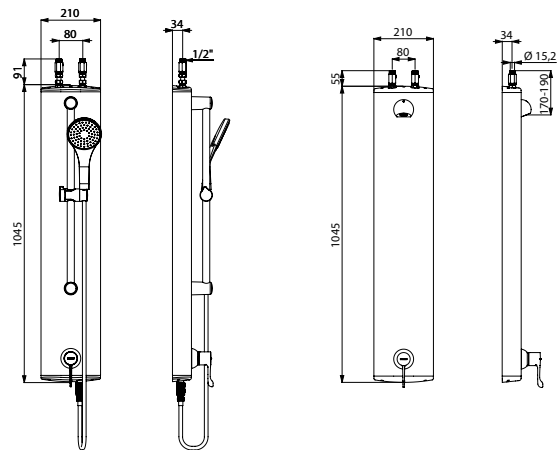
With sequential thermostatic mixer



- Anodised aluminium shower panel for wall-mounted, exposed installation.
- **SECURITHERM sequential thermostatic shower mixer.**
- **Sequential:** opens and closes with cold water (see page 112).
- **No risk of cross flow between hot and cold water.**
No non-return valves on the inlets.
- Temperature control from cold water up to 39°C:
maximum temperature limiter set at 39°C, can be adjusted.
- **Anti-scalding failsafe:** automatic shut-off if cold water fails.
- **Prevents cold showers:** shuts off automatically if hot water supply fails.
- Thermal shocks are possible.
- Models H963615, H9636 and H9635: with **sliding handset** on a chrome-plated rail with removable flexible hose via rapid push-fit STOP connector, flow rate 9 lpm at 3 bar.
- Models H963915, H9639 and H9634: chrome-plated, tamperproof, scale-resistant **fixed ROUND shower head** with automatic flow rate regulation at 6 lpm at 3 bar.
- Hygiene control lever L. 100mm.
- Concealed fixings.
- Filters.
- Suitable for people with reduced mobility.
- 10-year warranty.



Sequential control to open/close



H963615

H963915

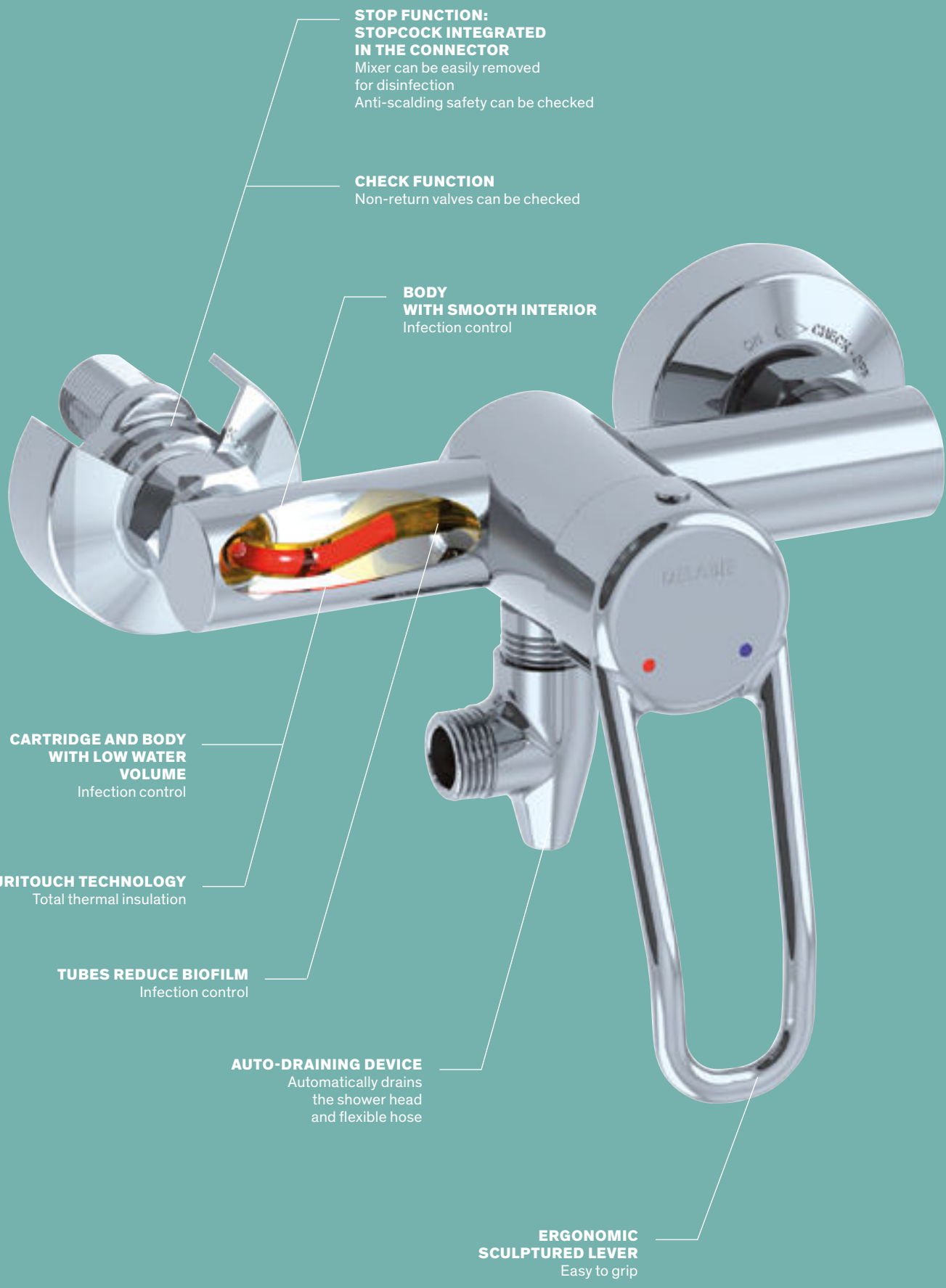
SECURITHERM aluminium sequential shower panel with fixed shower head

Top inlet via in-line stopcocks Ø15mm for compression fittings and copper tubes	H963915	£696.22
Top inlet via in-line stopcocks M½"	H9639	£683.20
Concealed inlet via flexibles M½"	H9634	£683.20

SECURITHERM aluminium sequential shower panel with handset

Top inlet via in-line stopcocks Ø15mm for compression fittings and copper tubes	H963615	£813.33
Top inlet via in-line stopcocks M½"	H9636	£800.32
Concealed inlet via flexibles M½"	H9635	£800.32

Option: extension (see page 146). We recommend a floor trap (see page 147).
For rain effect nozzle add DP at the end of the reference (see page 137)



**STOP FUNCTION:
STOPCOCK INTEGRATED
IN THE CONNECTOR**
Mixer can be easily removed
for disinfection
Anti-scalding safety can be checked

CHECK FUNCTION
Non-return valves can be checked

**BODY
WITH SMOOTH INTERIOR**
Infection control

**CARTRIDGE AND BODY
WITH LOW WATER
VOLUME**
Infection control

SECURITOUCH TECHNOLOGY
Total thermal insulation

TUBES REDUCE BIOFILM
Infection control

AUTO-DRAINING DEVICE
Automatically drains
the shower head
and flexible hose

**ERGONOMIC
SCULPTURED LEVER**
Easy to grip

Securitouch shower mixer

Mechanical mixer with pressure-balancing or ceramic cartridge, smooth interior



Shower kit with auto-draining device:

- Sculptured control lever.
- Shower head with flexible hose and chrome-plated, wall-mounted tilting support.
- **Auto-draining device** FM1/2" automatically drains the flexible and shower head (see page 144).

- **Securitouch thermal insulation prevents burns.**
- Ø 40mm standard ceramic or **pressure-balancing cartridge.**
- Pre-set maximum temperature limiter.
- **Body with smooth interior and low water volume** (reduces bacterial development).
- Flow rate regulated at 9 lpm.
- M1/2" shower outlet with integrated non-return valve.
- Supplied with 2 offset wall connectors M1/2" M3/4" (see page 144).
- Suitable for people with reduced mobility.
- 10-year warranty.

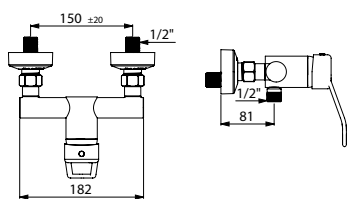
On EP pressure-balancing versions:

- **Anti-scalding safety:** HW flow rate is reduced if CW supply fails.
- Stable temperature regardless of pressure and flow rate variations.
- Filters and non-return valves.




Shower kit with riser rail:

- Sculptured control lever.
- Sliding shower head on a chrome-plated riser rail with flexible hose and soap dish.
- **Shower hose retaining collar.**



2739EP



Smooth interior
+ low water volume
= very little biofilm
Thermal insulation

Securitouch mechanical shower mixer		
With pressure-balancing mixer		
Sculptured lever, offset STOP/CHECK connectors	2739EP	£324.78
Solid lever, offset STOP/CHECK connectors	2739TEP	£324.78
Sculptured lever, offset standard connectors	2739EPS	£285.38
Solid lever, offset standard connectors	2739TEPS	£285.38
With standard ceramic cartridge		
Sculptured control lever, offset STOP/CHECK connectors	2739	£262.68
Solid control lever, offset STOP/CHECK connectors	2739T	£262.68
Sculptured control lever, offset standard connectors	2739S	£223.25
Solid control lever, offset standard connectors	2739TS	£223.25


Options: auto-draining device (see page 144), hydrotherapy accessories (see pages 141 - 143), BIOFIL shower head (see page 142), other connectors available (see page 144)

Securitouch mechanical shower kits		
With pressure-balancing		
Auto-draining, STOP/CHECK connectors	2739EPHYG	£396.59
Auto-draining, standard connectors	2739EPSHYG	£357.18
Standard, STOP/CHECK connectors	2739EPKIT	£438.83
Standard, standard connectors	2739EPSKIT	£399.40
With standard ceramic cartridge		
Auto-draining, STOP/CHECK connectors	2739HYG	£334.59
Auto-draining, standard connectors	2739SHYG	£295.16
Standard, STOP/CHECK connectors	2739KIT	£376.83
Standard, standard connectors	2739SKIT	£337.49

Options: hydrotherapy accessories (see pages 141 - 143), BIOFIL shower head (see page 142), floor traps (see page 147)

Shower mixer

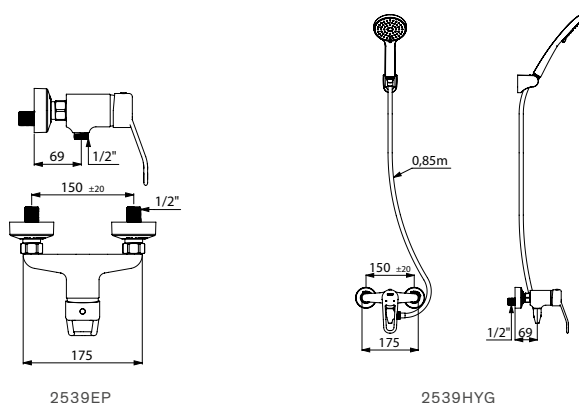
Mechanical mixer with pressure-balancing or ceramic cartridge



- Ø 40mm standard ceramic or **pressure-balancing cartridge**.
- Pre-set maximum temperature limiter.
- Flow rate regulated at 9 lpm.
- Sculptured control lever.
- M¹/₂" outlet with integrated non-return valve.
- Supplied with 2 offset wall connectors M¹/₂" M³/₄" (see page 144).
- Suitable for people with reduced mobility.
- 10-year warranty.

On EP pressure-balancing versions:

- **Anti-scalding safety:** HW flow rate is reduced if CW supply fails.
- Stable temperature regardless of pressure and flow rate variations.
- Filters and non-return valves.



Shower kit with auto-draining device:

- Shower head with flexible hose and chrome-plated, wall-mounted tilting support.
- **Auto-draining device** FM¹/₂" automatically drains the flexible hose and shower head (see page 144).



Shower kit with riser rail:

- Sliding shower head on a chrome-plated riser rail with flexible hose and soap dish.
- **Shower hose retaining collar.**

Mechanical shower mixer		
With pressure-balancing		
Offset STOP/CHECK connectors	2539EP	£267.52
Offset standard connectors	2539EPS	£228.09
With standard ceramic cartridge		
Offset STOP/CHECK connectors	2539	£199.24
Offset standard connectors	2539S	£159.21


Options: auto-draining device (see page 144), hydrotherapy accessories (see pages 141 - 143), BIOFIL shower head (see page 142), other connectors available (see page 144)

Mechanical shower kits		
With pressure-balancing		
Auto-draining, STOP/CHECK connectors	2539EPHYG	£335.86
Auto-draining, standard connectors	2539EPSHYG	£304.42
Standard, STOP/CHECK connectors	2539EPKIT	£378.71
Standard, standard connectors	2539EPSKIT	£347.27
With standard ceramic cartridge		
Auto-draining, STOP/CHECK connectors	2539HYG	£310.28
Auto-draining, standard connectors	2539SHYG	£270.25
Standard, STOP/CHECK connectors	2539KIT	£353.15
Standard, standard connectors	2539SKIT	£313.12

Options: hydrotherapy accessories (see pages 141 - 143), BIOFIL shower head (see page 142), floor traps (see page 147)

Mechanical shower/shower-bath

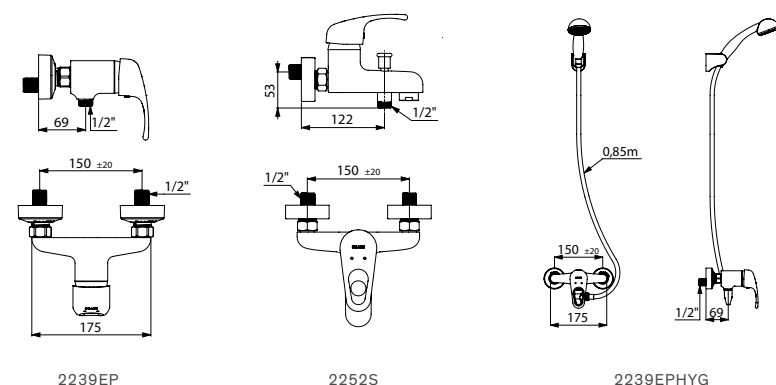
Mechanical mixer with pressure-balancing or ceramic cartridge



- Ø 40mm standard ceramic or **pressure-balancing cartridge**.
- Pre-set maximum temperature limiter.
- Flow rate regulated at 9 lpm on the 2239 range.
- **Automatic diverter with low pressure lock** maintains the shower position even if the pressure is too low on model 2252S.
- Sculptured control lever.
- M $\frac{1}{2}$ " outlet with integrated non-return valve.
- Supplied with 2 offset wall connectors M $\frac{1}{2}$ " M $\frac{3}{4}$ " (see page 144).
- Suitable for people with reduced mobility.
- 10-year warranty.

On EP pressure-balancing versions:

- **Anti-scalding safety:** HW flow rate is reduced if CW supply fails.
- Stable temperature regardless of pressure and flow rate variations.
- Filters and non-return valves.



Shower kit with auto-draining device:

- Shower head with flexible hose and chrome-plated, wall-mounted tilting support.
- **Auto-draining device** FM $\frac{1}{2}$ " automatically drains the flexible hose and shower head (see page 144).



Shower kit with riser rail:

- Sliding shower head on a chrome-plated riser rail with flexible hose and soap dish.

Mechanical shower mixer		
With pressure-balancing		
Offset STOP/CHECK connectors	2239EP	£238.36
Offset standard connectors	2239EPS	£198.93
With standard cartridge		
Offset STOP/CHECK connectors	2239	£171.95
Offset standard connectors	2239S	£131.94
Shower-bath mixer with standard ceramic cartridge, offset standard connectors	2252S	£221.50

Options: auto-draining device (see page 144), hydrotherapy accessories (see pages 141 - 143), BIOFIL shower head (see page 142), other connectors available (see page 144)

Mechanical shower kits with pressure-balancing		
Auto-draining		
Offset STOP/CHECK connectors	2239EPHYG	£297.37
Offset standard connectors	2239EPSHYG	£257.96
Standard		
Offset STOP/CHECK connectors	2239EPKIT	£339.64
Offset standard connectors	2239EPSKIT	£300.19

Options: hydrotherapy accessories (see pages 141 - 143), BIOFIL shower head (see page 142), floor traps (see page 147)

Recessed shower mixer

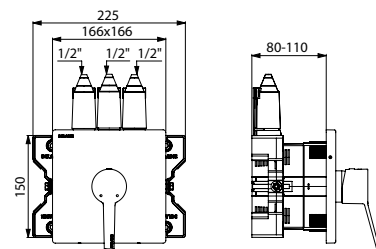
Mechanical mixer with pressure-balancing or ceramic cartridge in a waterproof housing



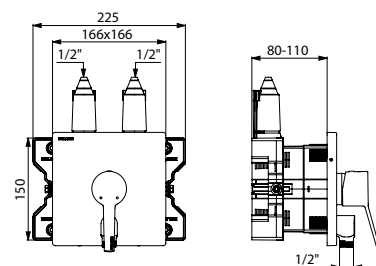
- Ø 40mm standard ceramic or **pressure-balancing cartridge**.
- Pre-set maximum temperature limiter.
- Flow rate regulated at 9 lpm (mixer only), 6 lpm at 3 bar with shower head.
- Solid control lever.
- Order a shower head or wall outlet to complete (see opposite and page 145).
- Bright polished stainless steel wall plate 166 × 166mm.
- **Waterproof recessing housing** (see page 113):
 - Collar with waterproof seal.
 - Hydraulic connection from the outside and maintenance from the front.
 - Adjusts to all types of installation (rails, solid walls, panels).
 - Compatible with wall finishes 10 - 120mm (while maintaining the minimum recessing depth of 93mm).
 - Suitable for standard or "pipe-in-pipe" supply.
 - Stopcocks and flow rate adjustment, activation and electronic unit are all integrated and accessible from the front.
 - Supplied in 2 kits: secure system flush without the sensitive elements.
- Suitable for people with reduced mobility.
- 10-year warranty.

On EP pressure-balancing versions:

- **Anti-scalding safety:** HW flow rate is reduced if CW supply fails.
- Stable temperature regardless of pressure and flow rate variations.
- Filters and non-return valves.



254BOX+2541



254CBOX+2551

Recessed mechanical shower mixer, without shower head, in a waterproof housing		
With pressure-balancing		
Without elbow outlet	254BOX + 2541EP	£290.99 £286.90
With elbow outlet	254CBOX + 2551EP	£324.80 £324.80
With standard ceramic cartridge		
Without elbow outlet	254BOX + 2541	£290.99 £246.30
With elbow outlet	254CBOX + 2551	£324.80 £284.21

Options: fixed shower heads (see opposite), floor traps (see page 147)

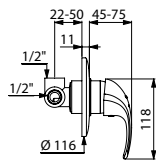
Recessed shower mixer

Mechanical mixer with ceramic cartridge



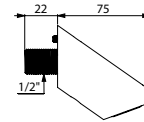
- Mixer with Ø 40mm ceramic cartridge.
- Pre-set maximum temperature limiter.
- Solid control lever.
- Adjustable wall plate Ø 116mm.
- Order a wall-mounted outlet or shower head to complete (see right and page 145).
- Suitable for people with reduced mobility.
- 10-year warranty.

This mixer does not have a waterproof recessing housing. The installer must ensure that the recessing area is waterproof and can drain away any leaks or condensation (see installation guide).



2443

Related products

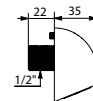


712000

TONIC JET

- Fixed shower head.
- Flow rate 6 lpm at 3 bar.
- Automatic flow rate regulation.
- Scale-resistant and ligature-resistant nozzle with adjustable spray angle.
- Chrome-plated solid brass.
- Fixed with concealed blocking screw.
- Systematically drains after use (no impurity or water retention).
- M $\frac{1}{2}$ " recessed inlet.
- 10-year warranty.

TONIC JET shower head	712000	£115.02
-----------------------	--------	---------




709000

ROUND

- Fixed shower head.
- Flow rate 6 lpm at 3 bar.
- Automatic flow rate regulation.
- Scale-resistant and ligature-resistant nozzle with adjustable spray angle.
- Chrome-plated solid brass.
- Fixed with concealed blocking screw.
- Systematically drains after use (no impurity or water retention).
- M $\frac{1}{2}$ " recessed inlet.
- 10-year warranty.

ROUND shower head	709000	£115.02
-------------------	--------	---------

Additional product



Comfort nozzle

- Rain effect comfort nozzle.
- Can be used instead of the nozzle in the ROUND and TONIC JET shower heads.
- Add "DP" after the reference.



DP



Provisional availability: 1st half 2023. Please contact sales office to check availability.

Rain effect comfort nozzle	DP	£19.23
----------------------------	----	--------

Recessed mechanical shower mixer	2443	£141.50
Options: fixed shower heads (see right), floor traps (see page 147)		




Accessories for showers

SHOWER KITS
140



HYDROTHERAPY
ACCESSORIES
141



CONNECTORS
SHOWER
ACCESSORIES
144



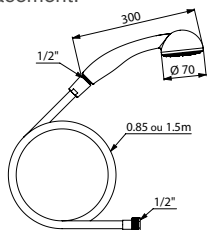
Disposable shower kit

With coloured conical unions



Specifically for Healthcare Facilities:

- **Disposable shower kit:** enables regular changing.
- **Flexible hose has smooth interior/exterior:** easy to maintain and reduces bacterial development.
- **Coloured conical unions:** clear visual indication and help to ensure correct shower kit replacement.



809B.25P / 809Y.25P

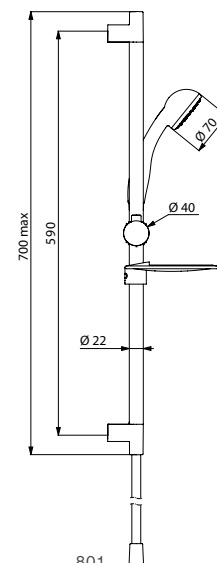
- 25 white PVC flexible hoses with coloured ABS conical unions: blue or yellow.
- 25 white shower heads \varnothing 70mm, **monojet:** rain-effect.

Disposable shower kits, monojet

25 yellow kits, L. 1.50m	809Y.25P	£242.17
25 blue kits, L. 1.50m	809B.25P	£242.17
25 yellow kits, L. 0.85m	808Y.25P	£236.83
25 blue kits, L. 0.85m	808B.25P	£236.83

Chrome-plated shower kit \varnothing 22mm

With monojet handset



801

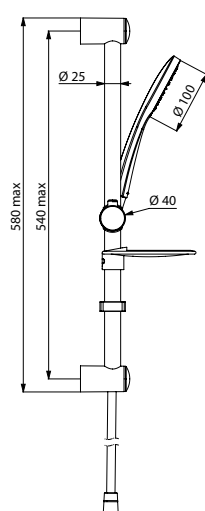
- Chrome-plated cut-to-size stainless steel shower riser rail \varnothing 22mm, overall length 700mm with 590mm centres.
- **Shower head holder can be adjusted in height and tilted.**
- Transparent soap dish.
- Smooth, BICOLOR PVC flexible hose L. 1.50m.
- **Scale-resistant shower head** \varnothing 70mm in chrome-plated ABS, **monojet:** rain-effect.

Shower kit \varnothing 22mm, monojet

801	£75.47
------------	---------------

Chrome-plated shower kit \varnothing 25mm

With monojet handset



806

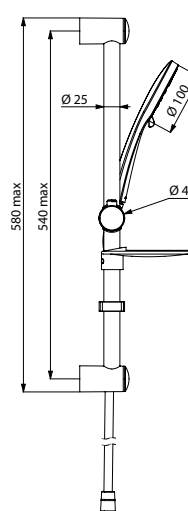
- Chrome-plated cut-to-size stainless steel shower riser rail \varnothing 25mm, overall length 580mm with 540mm centres.
- **Shower head holder can be adjusted in height and tilted.**
- Chrome-plated soap dish.
- Smooth, BICOLOR PVC flexible hose L. 1.50m.
- **Scale-resistant shower head** \varnothing 100mm in chrome-plated ABS, **monojet:** rain-effect.
- **Shower hose retaining collar** (see page 146).

Shower kit \varnothing 25mm, monojet

806	£103.03
------------	----------------

Chrome-plated shower kit \varnothing 25mm

With 5-jet handset



803

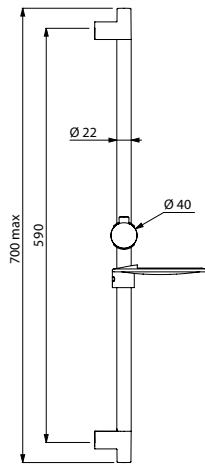
- Chrome-plated cut-to-size stainless steel shower riser rail \varnothing 25mm, overall length 580mm with 540mm centres.
- **Shower head holder can be adjusted in height and tilted.**
- Chrome-plated soap dish. Smooth, BICOLOR PVC flexible hose L. 1.50m.
- **Scale-resistant shower head** \varnothing 100mm in chrome-plated ABS, **5 jets:** rain-effect, massage, bubble-effect, rain-effect + massage, rain-effect + bubbles.
- **Shower hose retaining collar** (see page 146).

Shower kit \varnothing 25mm, 5 jets

803	£121.64
------------	----------------

Chrome-plated shower riser rail Ø 22mm

With soap dish



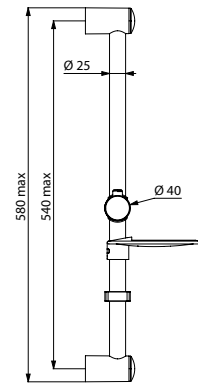
820

- Chrome-plated cut-to-size stainless steel shower riser rail Ø 22mm, overall rail length 700mm with 590mm centres.
- **Shower head holder can be adjusted in height and tilted.**
- Transparent soap dish.

Chrome-plated shower riser rail Ø 22mm	820	£42.99
--	-----	--------

Chrome-plated shower riser rail Ø 25mm

With soap dish

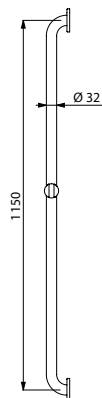


821

- Chrome-plated cut-to-size stainless steel shower riser rail Ø 25mm, overall rail length 580mm with adjustable centres up to 540mm.
- **Shower head holder can be adjusted in height and tilted.**
- **Shower hose retaining collar** (see page 146).
- Chrome-plated soap-dish.

Chrome-plated shower riser rail Ø 25mm	821	£60.37
--	-----	--------

Stainless steel shower riser rail Ø 32mm



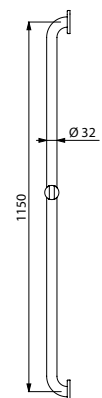

5460P2

- Bacteriostatic 304 stainless steel riser rail Ø 32mm, 1,150mm centres.
- Uniform non-porous surface for easy maintenance and hygiene.
- **Chrome-plated metal shower head holder with ergonomic handle.**
- Concealed fixings. CE marked. 10-year warranty.

Stainless steel riser rail Ø 32mm		
UltraPolish bright polished stainless steel	5460P2	£180.07
UltraSatin satin polished stainless steel	5460S	£180.07

Option: clip-on sliding soap dish (see page 146)

Nylon shower riser rail Ø 32mm



5460N

- High strength polyamide riser rail (Nylon) Ø 32mm, 1,150mm centres.
- **NylonClean anti-bacterial treatment:** optimal protection against bacterial development.
- Uniform non-porous surface for easy maintenance and hygiene.
- Anti-UV treatment. Warm to the touch.
- **HR Nylon shower head holder with ergonomic handle.**
- Concealed fixings. CE marked. 10-year warranty.

Nylon riser rail Ø 32mm	5460N	£176.33
-------------------------	-------	---------

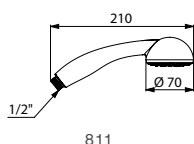
Option: clip-on sliding soap dish (see page 146)

Monojet shower head

Scale-resistant



- M1/2" shower head, Ø 70mm.
- Chrome-plated ABS.
- **Monojet:** rain effect.
- **Manual system for removing limescale.**



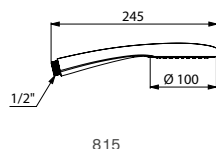
Monojet shower head Ø 70mm	811	£16.89
-------------------------------	-----	--------

Monojet shower head

Scale-resistant



- M1/2" shower head, Ø 100mm.
- Chrome-plated ABS.
- **Monojet:** rain effect.
- **Manual system for removing limescale.**



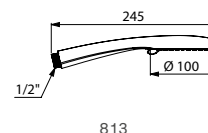
Monojet shower head Ø 100mm	815	£27.47
--------------------------------	-----	--------

Shower head with 5 jets

Scale-resistant



- M1/2" shower head, Ø 100mm.
- Chrome-plated ABS.
- **5 jets:** rain effect, massage, bubble-effect, rain effect + massage, rain effect + bubbles.
- **Manual system for removing limescale.**

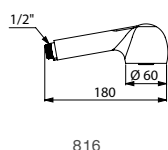


Shower head with 5 jets Ø 100mm	813	£44.24
------------------------------------	-----	--------

Shower head with 2 jets Ø 60mm



- M1/2" shower head.
- Chrome-plated ABS.
- **2 jets with inverter:** rain effect and massage.



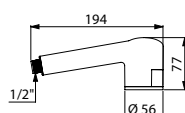
Shower head with 2 jets Ø 60mm	816	£50.21
-----------------------------------	-----	--------

BIOFIL shower head filter

Anti-Legionella and all-germ



- Shower head filter with sterilising grade **0.1µm nominal-rated.**
- CE Class I medical device for non-sterile versions.



20361/30361/20461/30461

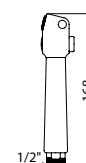
1 BIOFIL shower head filter		
3-month lifespan		
Sterile	20361	£104.22
Non-sterile	30361	£98.13
4-month lifespan		
Sterile	20461	£114.36
Non-sterile	30461	£108.26

Push-button hand spray

Downward jet



- **Push-button hand spray M1/2".**
- Chrome-plated brass and white polypropylene.
- Order a chrome-plated brass wall hook ref. 1585 to complete (see page 153).



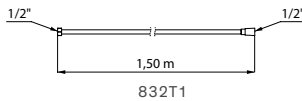
434182

Push-button hand spray	434182	£79.33
------------------------	--------	--------

Stainless steel flexible shower hose
Flexible hose FF½" L. 1.50m



- **Double fastened stainless steel** for intensive use with twist-preventing union on shower end.
- Interior tube is certified food-grade PVC, conforms to European standard EN 1113.
- Chrome-plated conical brass connectors ½".
- Will withstand strain (50kg), bending and twisting.

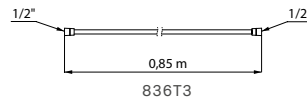


Stainless steel flexible shower hose L. 1.50m	832T1	£29.56
---	-------	--------

SILVER flexible shower hose
Smooth, PVC flexible hose FF½"



- Smooth, metal effect, reinforced food-grade PVC hose for easy maintenance and to reduce bacterial development.
- PVC pipe reinforced by polyester threads conforms to European standard EN 1113.
- Tube interior is made from food-grade PVC.
- Conical connectors ½".
- Will withstand strain (50kg), bending and twisting.

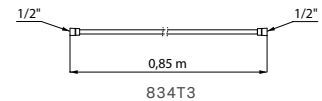


SILVER flexible shower hose		
L. 0.85m	836T3	£26.09
L. 1.50m	836T1	£28.85

BICOLOR flexible shower hose
Smooth, PVC flexible hose FF½"



- Smooth, metalloplastic food-grade PVC hose for easy maintenance and to reduce bacterial development.
- PVC pipe reinforced by polyester threads conforms to European standard EN 1113.
- Tube interior is made from food-grade PVC.
- Conical connectors ½".
- Will withstand strain (50kg), bending and twisting.

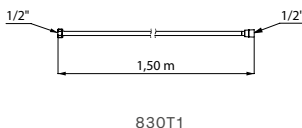


BICOLOR flexible shower hose		
L. 0.85m	834T3	£20.42
L. 1.20m	834T4	£21.36
L. 1.50m	834T1	£22.73
L. 2.00m	834T2	£24.72

Polyamide flexible shower hose
Black flexible hose FF½"



- Universal food-grade black EPDM flexible hose L. 1.50m reinforced with Polyamide threads conforms to European standard EN 1113.
- Metal conical union ½" and milled metal union ½".
- Will withstand strain (50kg), bending and twisting.

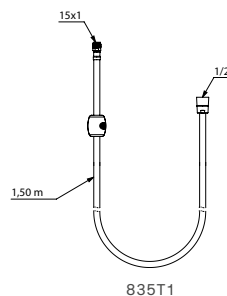


Polyamide flexible shower hose L. 1.50m	830T1	£23.15
---	-------	--------

Nylon flexible hose
For mixers with retracting hand sprays



- Black Nylon flexible hose L. 1.50m with counterweight for retracting hand sprays (see ref. 2597 page 77).
- Metal conical union F½" and metal cylindrical union M15 × 1.

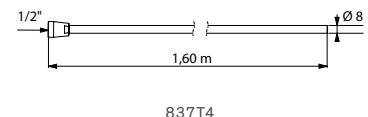


Nylon flexible hose L. 1.50m	835T1	£28.85
------------------------------	-------	--------

BIOSAFE polyurethane hose
For mixers with retracting hand sprays



- BIOSAFE flexible hose L. 1.60m reduces **bacterial proliferation**, for mixers with retracting hand sprays (except ref. 2597).
- **Transparent** PU polyurethane flexible hose, to ensure timely replacement if biofilm develops, smooth interior and exterior.
- Flexible with narrow diameter: low water volume.
- Metal conical union F½".




PU flexible hose L. 1.60m	837T4	£41.22
---------------------------	-------	--------

SHOWER ACCESSORIES

Auto-draining device

For showers and shower-bath mixers



- Automatically drains the shower head and flexible hose.
- **Prevents water stagnation and reduces bacterial development** (for more information, see page 109).
- Chrome-plated solid brass body with downstream purge.
- Inlet F $\frac{1}{2}$ " with filter (to connect to the bottom outlet of the mixer).
- Outlet M $\frac{1}{2}$ " (to connect to the flexible hose).
- 10-year warranty.

We recommend using the auto-draining device with a short flexible hose (ref. 834T3 or 836T3, page 143)




880

Auto-draining device	880	£39.38
----------------------	-----	--------

STOP/CHECK connectors

Wall-mounted connectors M $\frac{1}{2}$ " M $\frac{3}{4}$ "



- Chrome-plated brass connectors \varnothing 65mm, L. 62mm for wall-mounted mixers.
- M $\frac{1}{2}$ " M $\frac{3}{4}$ ".
- Supplied in packs of 2.
- **Ideal for hospitals.**
- 10-year warranty.

Connectors include:

Manual escutcheon control:

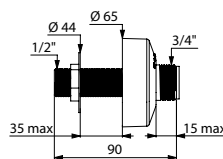
stopcock position and/or non-return valve check.

STOP function:

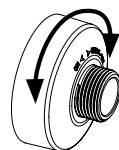
- Allows isolation of the water supply so that the mixer can be easily removed for descaling, cleaning or maintenance.
- Automatic anti-scalding safety can be checked on SECURITHERM thermostatic and EP pressure-balancing mixers.

CHECK function:

Allows non-return valves to be checked on the respective mixer (DELABIE patent).



855755UK.2P



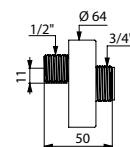
STOP/CHECK connectors		
In-line	855755UK.2P	£84.34
Offset, 12mm centres	855755.2P	£71.07

Standard connectors

Wall-mounted connectors M $\frac{1}{2}$ " M $\frac{3}{4}$ "




- Chrome-plated standard connectors for wall-mounted mixers.
- M $\frac{1}{2}$ " M $\frac{3}{4}$ ".
- Chrome-plated brass.
- Supplied in packs of 2.
- 10-year warranty.



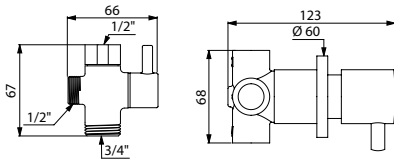
856794.2P

Standard connectors		
Centres 11mm, L. 50, \varnothing 64	856794.2P	£31.77
Centres 11mm, L. 50, \varnothing 70	856127.2P	£20.27
Centres 12mm, L. 60, \varnothing 70	856027.2P	£36.21

Diverter



- Allows user to choose between the fixed shower head or the hand held shower head/hand spray.
- Chrome-plated brass.
- 1/2" inlet.
- 10-year warranty.



260021

260020

Diverter		
Recessed FF 1/2"	260020	£354.39
Exposed FM 1/2"	260021	£65.06

Connector with non-return valve

Chrome-plated brass connector



- Connectors with integral filter to prevent backflow of contaminated water into the system.
- Prevent cross flow of cold and hot water.
- Supplied in packs of 2.
- 10-year warranty.




C291AH75

C151AH75

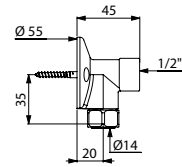
Connector with non-return valve		
For flexibles FM 1/2"	C291AH75	£27.72
For flexibles FM 3/8"	C151AH75	£23.09

Reinforced exposed connector

For M 1/2" stopcocks



- Reinforced chrome-plated brass exposed connector.
- Ø 14mm stud nut.
- MF 1/2".
- Fixed by 2 screws 5 x 35mm (supplied).
- 10-year warranty.



841315

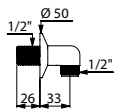
Reinforced exposed connector	841315	£38.25
-------------------------------------	---------------	---------------

Wall-mounted elbow outlet

For flexible shower hoses



- Wall-mounted elbow outlet.
- Solid brass.
- Wall plate Ø 50mm.
- MM 1/2".
- 10-year warranty.




868121

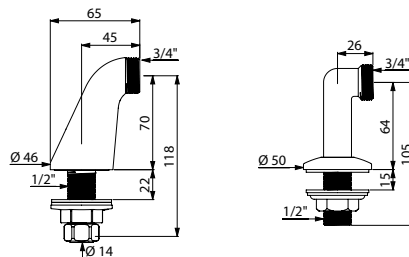
Wall-mounted elbow outlet	868121	£42.95
----------------------------------	---------------	---------------

Column connectors

For deck-mounted shower-bath mixers



- Solid brass connectors.
- M 1/2" M 3/4".
- Supplied in packs of 2.
- 10-year warranty.



870027.2P

865127.2P

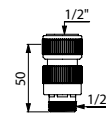
Column connectors		
With escutcheon, H. 64mm	865127.2P	£52.98
Deluxe, no escutcheon, H. 70mm	870027.2P	£90.12

Rapid push-fit STOP connector

For shower panels



- Rapid push-fit STOP connector.
- For attaching flexible hose to shower panel.
- 10-year warranty.



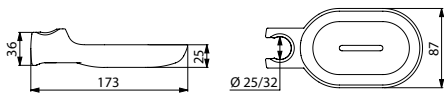
807792

Rapid push-fit STOP connector	807792	£68.63
--------------------------------------	---------------	---------------

Clip-on sliding soap dish



- For stainless steel or Nylon shower riser rails.
- Clip-on sliding soap dish for shower riser rails Ø 25mm and Ø 32mm.
- Ideal for shower gel or soap.
- 10-year warranty.



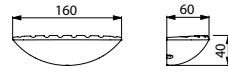
510120/ 510120N

Clip-on soap dish		
Translucent	510120	£24.99
White Nylon	510120N	£24.99

Wall-mtd soap dish for showers



- Concealed fixings.
- Support fixed to the wall by 4 screws.
- Chrome-plated Bayblend®.
- 10-year warranty.



710500

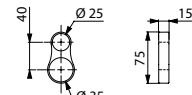
Wall-mounted soap dish for showers		
Matte finish	710500	£42.51
Bright finish	710501	£42.51

Shower head retaining collar

For shower riser rails




- Retaining collar for shower riser rails Ø 25mm and Ø 32mm and flexible hoses.
- **Retaining device:** prevents shower head from coming into direct contact with the floor or the floor trap (source of bacterial contamination).
- 10-year warranty.



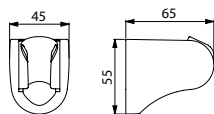
830

Retaining collar		
	830	£7.39

Wall-mounted support for shower heads



- Chrome-plated support.
- Tilting.
- Fixings supplied.
- 10-year warranty.



845

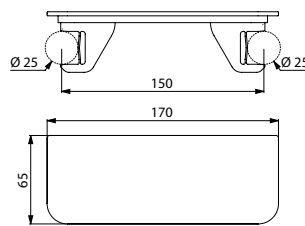
Wall-mounted shower head support		
	845	£13.01

Shelf

For shower mixers



- Chrome-plated shelf ideal for dual control thermostatic shower mixers (see ref.s H9768TP, H9769, H9741TP & H9739, pages 118 - 122).
- Body hygiene products can be placed on shelf (shower gel, shampoo, etc.).
- 10-year warranty.



850

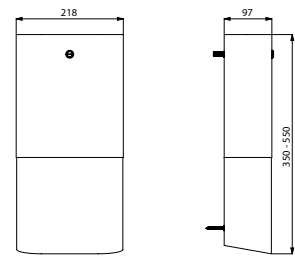
Shelf		
	850	£54.13

Extension

For shower panels



- For shower panels.
- Protects the pipework between the top of the shower panel and the ceiling.
- Cut-to-size extension for anodised aluminium versions, adjustable from 350 - 550mm for satin finish stainless steel versions.
- 10-year warranty.



790153

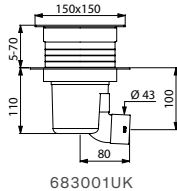
Extension		
Aluminium, W. 210mm, H. 1000mm	790152	£200.70
Stainless steel, W. 218mm	790153	£357.16

Adjustable height floor trap

For tiled or concrete floors



- Flow rate 36 lpm (meets standards).
- Water level 50mm.
- Bright polished stainless steel plate and grid.
- Horizontal outlet Ø 43mm integrated into the height of the floor trap.
- Withstands high temperatures: 60°C continuous, 85°C peak.
- Height adjusts with extension.
- 10-year warranty.



683001UK

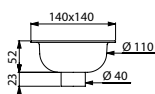
Floor trap for tiled or concrete floors		
150 × 150mm, adjustable height up to 70mm	683001UK	£97.86
100 × 100mm, adjustable height up to 80mm	682001UK	£57.59

Floor trap

For tiled or concrete floors



- Flow rate 18 lpm.
- Water level 18mm.
- Brass body 140 × 140mm.
- Bright polished stainless steel grid fixed by a stainless steel screw.
- PVC bell.
- Vertical outlet Ø 40mm (provide elbow for horizontal outlets).
- 10-year warranty.



684000

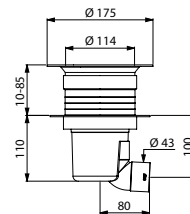
Floor trap for tiled or concrete floors		
140 × 140mm	684000	£77.18

Adjustable height floor trap

For soft or vinyl floors



- Flow rate 36 lpm (meets standards).
- Water level 50mm.
- Bright polished stainless steel grid Ø 114mm.
- Horizontal outlet Ø 43mm integrated into the height of the floor trap.
- Withstands high temperatures: 60°C continuous, 85°C peak.
- Height adjusts up to 85mm with extension.
- 10-year warranty.



683002UK

Floor trap for soft or vinyl floors Ø 114mm		
	683002UK	£73.71

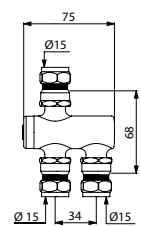
PREMIX NANO

Thermostatic mixing valve



- Thermostatic mixing valve for MW distribution.
- **Anti-scalding failsafe.**
- To be placed upstream of the shower.
- Temperature can be adjusted 34 - 60°C.
- **Filters and non-return valves.**
- **Thermal shocks are possible.**
- Supplies one shower.
- 10-year warranty.

For more information, see page 102.



732115 / 732116

PREMIX NANO (KV 7 lpm)		
Nickel-plated body M½", Ø 15mm	732115	£87.66
Polished chrome body M½", Ø 15mm	732116	£103.17



Water controls for bed pan cleaners

BED PAN
CLEANERS
152






Bed pan cleaner with valve



HYGIÉNA hand spray



Push-button hand spray



CONTAMINATION PREVENTION

Non-return valve with integrated backflow prevention device

To prevent any risk of waste water flowing back into the main water supply, DELABIE's controls for bed pan cleaners include a stopcock with an integrated backflow prevention device (a mechanism for replacing foul water with air if there is any backflow) and a non-return valve. There is complete protection against contamination.

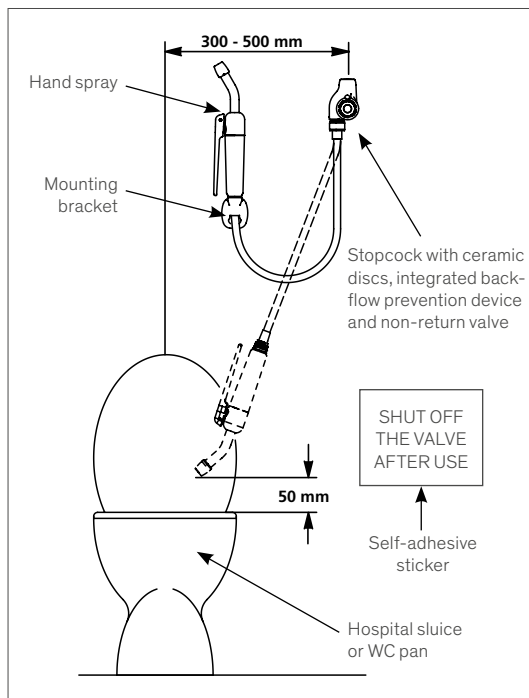
Safe installation

To comply with contamination safety regulations, the bed pan cleaner set must be installed so that the nozzle cannot come into contact with the sluice or WC pan (see diagram below).

The stopcock must be connected according to the type of supply:

- for recessed supply, use wall plate ref. 292015.2P for a better aesthetic.
- for exposed supply, use a reinforced connector ref. 841315.

Recommended pressure: minimum 1.5 bar up to 5 bar maximum.



GUARANTEED HYGIENE

DELABIE's hand sprays are specifically designed to deliver a powerful jet without splashing, ensuring thorough cleaning for basins, WC pans and sluices.

BIOSAFE: INFECTION CONTROL

Smooth, opaque flexible hose

The white, reinforced flexible hoses used for the bed pan cleaners are opaque, preventing any development of germs or algae due to the light.

They are also completely smooth (inside and outside) making them easy to clean and reducing bacterial retention.

EASY TO USE

When the stopcock is opened, DELABIE's bed pan cleaner with ceramic discs is primed.


The water flows from the hand spray when the trigger is pressed (standard trigger-operated version), or when the trigger is released (model with inverted trigger). The model with the inverted trigger must be shut off at the stopcock after use to avoid the flexible hose remaining under constant pressure.

AND ALSO...

Ergonomics

The hand spray sleeve and lever are made from reinforced polypropylene and are non-slip for a better grip.

10-year warranty against any manufacturing defects.



INTEGRATED BACKFLOW PREVENTION DEVICE AND NON-RETURN VALVE
Contamination prevention

REMOVABLE FLOW STRAIGHTENER
Guaranteed hygiene

STOPCOCK
Primes the valve or shuts off the supply in 1/4-turn

ROTATING NUT
Prevents the flexible twisting

ERGONOMIC, NON-SLIP SLEEVE AND LEVER
Easy to grip

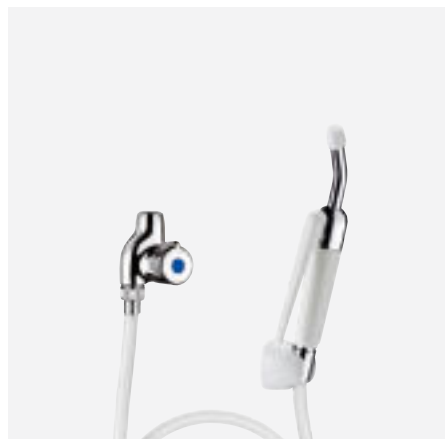
SMOOTH, OPAQUE FLEXIBLE HOSE
Guaranteed hygiene

ROTATING NUT
Prevents the flexible twisting

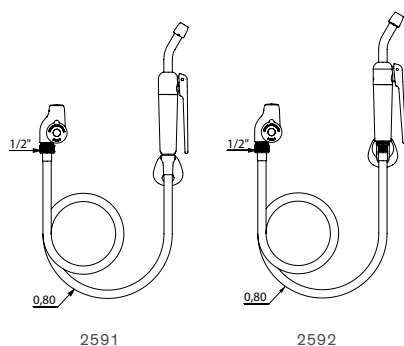
WALL-MOUNTED SUPPORT
Easy to install

HOSPITAL bed pan cleaner

With stopcock



- Bed pan cleaner with **stopcock with ceramic discs. Integrated backflow prevention device and non-return valve.**
- White, opaque reinforced PVC flexible hose FF $\frac{1}{2}$ ", L. 0.8m.
- **HOSPITAL hand spray** with removable nozzle at a 30° angle.
 - Ref. 2591: standard trigger-operated hand spray.
 - Ref. 2592: inverted trigger-operated hand spray: **water flows when trigger is released;** shut off the stopcock after use to avoid the flexible remaining under constant pressure.
- White wall-mounted hook with screw.
- 10-year warranty.



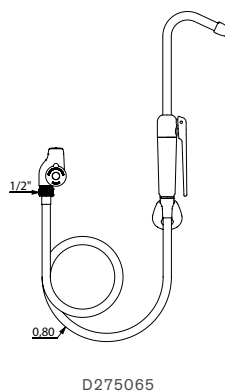
HOSPITAL bed pan cleaner with stopcock		
Standard hand spray	2591	£232.43
Inverted hand spray	2592	£242.09

HYGIÉNA bed pan cleaner

With stopcock



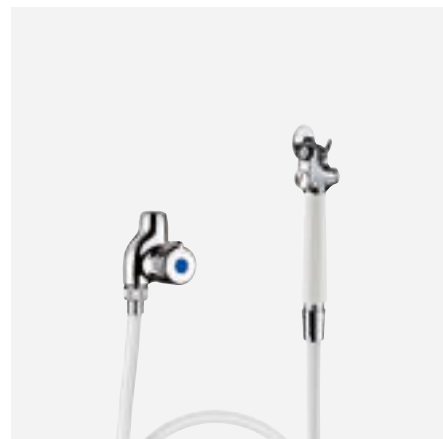
- Bed pan cleaner with **stopcock with ceramic discs. Integrated backflow prevention device and non-return valve.**
- White, opaque reinforced PVC flexible hose FF $\frac{1}{2}$ ", L. 0.8m.
- **HYGIÉNA hand spray** with removable nozzle at a 65° angle.
- Standard trigger-operated hand spray.
- White wall-mounted hook with screw.
- 10-year warranty.



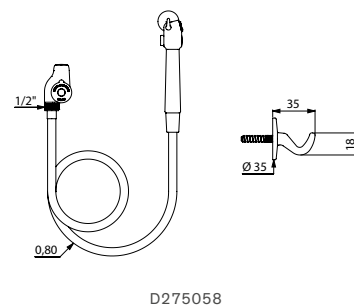
HYGIÉNA bed pan cleaner with stopcock	D275065	£242.09
--	----------------	----------------

Push-button bed pan cleaner

With stopcock



- Bed pan cleaner with **stopcock with ceramic discs. Integrated backflow prevention device and non-return valve.**
- White, opaque reinforced PVC flexible hose FF $\frac{1}{2}$ ", L. 0.8m.
- **Push-button hand spray.**
- Chrome-plated brass wall-mounted hook.
- 10-year warranty.

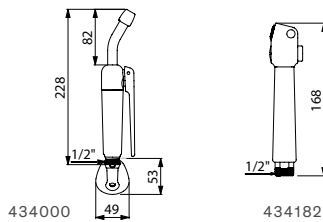


Push-button bed pan cleaner with stopcock	D275058	£201.97
--	----------------	----------------

Hand spray




- Hand spray with removable nozzle: HOSPITAL, nozzle at a 30° angle; HYGIÉNA, nozzle at a 65° angle or a push-button hand spray.
- Chrome-plated brass and white polypropylene.
- White wall-mounted hook with screw for HOSPITAL and HYGIÉNA models.
- For push-button hand spray order a wall-mounted hook ref. 1585 (see below).



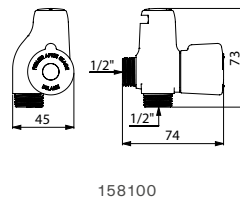
Hand spray for bed pan cleaners		
Standard HOSPITAL	434000	£114.09
Inverted HOSPITAL	15846	£118.13
HYGIÉNA	434065	£123.60
With push-button	434182	£79.33

M¹/₂" stopcock

Integrated backflow prevention device



- ¼-turn ceramic valve head.
- **Integrated backflow prevention device and non-return valve** (anti-pollution protection).
- Chrome-plated brass body.
- 10-year warranty.



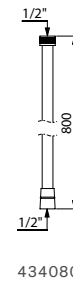
M ¹ / ₂ " stopcock	158100	£115.48
--	--------	---------

Reinforced flexible hose FF¹/₂"

White PVC flexible hose




- **Opaque, reinforced flexible hose FF¹/₂"** prevents the development of germs or algae.
- Rotating nuts FF¹/₂" prevent the flexible from twisting.
- Pre-mounted unions provide a waterproof seal.



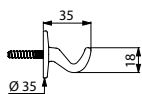
Reinforced white PVC flexible hose FF ¹ / ₂ "		
L. 0.80m	434080	£24.36
L. 1.00m	1583	£28.41
L. 1.25m	434125	£29.76

Wall-mounted hook

For push-button hand spray




- For surface mounting.
- Chrome-plated brass.
- For push-button hand spray ref. 434182 (see above).
- 10-year warranty.



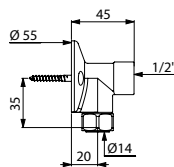
Wall-mounted hook	1585	£19.67
-------------------	------	--------

Reinforced exposed connector

For M¹/₂" stopcock



- Reinforced chrome-plated brass exposed connector.
- Ø 14mm stud nut.
- MF¹/₂".
- Fixed by 2 screws 5 × 35mm (supplied).
- 10-year warranty.

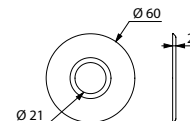


Reinforced exposed connector	841315	£38.25
------------------------------	--------	--------

Moulded escutcheon



- Chrome-plated solid brass wall plate.
- Ø 60mm.
- Supplied in packs of 2.
- 10-year warranty.



Wall-mounted wall plate	292015.2P	£10.28
-------------------------	-----------	--------




DELABIE

WCs with direct flush systems: frame systems and valves with no cistern

SOLUTIONS FOR
WCs WITH
DIRECT FLUSH
SYSTEMS
156

ELECTRONIC FLUSH
VALVES &
FRAME SYSTEMS
164



TIME FLOW FLUSH
VALVES &
FRAME SYSTEMS
170



ADDITIONAL
PRODUCTS
180





TEMPOFIX 3 frame system with TEMPOMATIC dual control electronic direct flush system **564005DE+464000**
Angled grab bar **5081N** - Drop-down rail **5164N** - Toilet brush set **4051N** - Toilet roll holder **4081N**

DIRECT FLUSH SYSTEMS FOR HEALTHCARE FACILITIES: 7 REASONS TO SAY GOODBYE TO CISTERNS

Not suitable for intensive use, WCs with cisterns were designed for domestic use and are a source of recurring problems in public buildings. Susceptible to scale build-up, they encourage the proliferation of bacteria and pose a permanent risk of leaks when used in public and commercial environments.

Hygiene

Connected directly to the water system, **direct flush operates without the need for a cistern**. Therefore there is no water stagnation which also avoids impurity deposits and bacterial development. Direct flush guarantees **total hygiene**.

DELABIE's electronic flush systems for WCs prevent the spread of germs by hand thanks to their **touch-free control**. Also equipped with a **hygienic duty flush programme**, they renew the water in the pipework if not used for long periods to limit bacterial development.

Available immediately

With direct flush **there is no need to wait** for the cistern to refill before flushing again.

Directly connected to the water system, **the flush is always available, even for successive flushes**. It is therefore, particularly suited to **intensive use** in public places.

Water savings

DELABIE's direct flush WC valves **optimise water consumption**. This system reduces the risk of leaks considerably, unlike cisterns which are the largest source of wasted water and which result in significant water bills.

For example, **a small leak from a cistern can lead to a loss of 220m³ of water** a total cost of £651 per year (cost per m³ for cold water: £2.96, source: Thames Water website thameswater.co.uk).

Therefore, direct flush avoids this unnecessary consumption.

Some DELABIE direct flush systems have a 3L/6L dual flush which can be adjusted to 2L/4L, to meet the requirements of environmental labels.

DELABIE has developed an "automatic intelligent flush" programme which determines the need for a smaller or larger flush volume depending on use. This allows the correct consumption of water according to need and **avoids waste** while guaranteeing optimal cleanliness.

Limited and simplified maintenance

Designed for domestic use, cisterns have fragile mechanisms. Conversely, direct flush systems are **specifically designed for public and commercial places**. Perfectly able to withstand intensive use as well as vandalism, they are essential for public washrooms.

DELABIE's mechanisms are **extremely robust**. Subjected to endurance tests, they are able to withstand over **500,000 operations**. The battery lifespan, for battery-operated versions, is 3 to 6 years depending on the frequency of use, i.e. approximately **350,000 uses**.

Maintenance on DELABIE products is, therefore, **infrequent** and is also **easy to undertake**. Maintenance access is from the front.

Space saving

Thanks to the **absence of a cistern**, direct flush allows **significant space saving**. DELABIE's frame systems are also very compact, which is a real advantage for buildings seeking to optimise space.

Efficiency

Connected directly to the water system, direct flush **uses the system's water pressure** to flush the WC pan. As a result, the **flush is more powerful and more effective** compared to a cistern flush. Direct flush guarantees optimum cleanliness.

Wide, design-led range

At DELABIE, aesthetics play a major role in product development. The design must be able to **adapt to any type of environment**, as well as being both durable and reliable. This is why DELABIE offers a **wide range of WC valves**: electronic, time flow, exposed, recessed, cross wall and with or without a frame system.

Developed specifically for use in public places, and adapted to new environmental regulations, **the direct flush system provides the best balance between quality, durability and price for this type of environment**.

Environmental labels

Aware that new consumption trends linked to eco-responsibility issues have a major impact on public places, such as the service sector, DELABIE has designed a **range of direct flush systems which allow optimised water consumption** and which are also eligible for the highest levels of ecological accreditation such as BREEAM, LEED and HQE.

By removing the cistern, the primary source of leaks in WCs, direct flush also reduces the waste of cold water.

SIZING HORIZONTAL FINAL PIPEWORK

DTU update (August 2013)

Simultaneous use

The DTU (*Unified Technical Document*) confirms the **special calculation method for direct flush valves**.

The operating time is very short (a few seconds) and there is no refill time.

So calculations for pipe diameters for direct flush systems are not made in the same way as for cistern flush systems.

The DTU recommends the following method for direct flush valves:

Number of valves installed	Number of valves used simultaneously
3 valves	1 valve
4 - 12 valves	2 valves
13 - 24 valves	3 valves
25 - 50 valves	4 valves
> 50 valves	5 valves

DIRECT FLUSH SYSTEMS: A RAPID RETURN ON INVESTMENT

WCs with cisterns are still often installed in public places, in particular, because the initial investment may seem lower. However, the initial saving ultimately turns out to be very costly, very quickly.

The many advantages of the WC direct flush system - improved hygiene, fewer leaks, water savings, reduced maintenance and easy servicing - very quickly make the product better value.

By switching to a direct flush system, gains can be made on several levels:

- **Fewer water leaks** (which can equate to 220m³ per year per WC).
- **Fewer maintenance interventions:** there are multiple components that need to be changed regularly on cistern-flush systems such as: fragile mechanisms which cannot withstand scale, control plates that break since they are not designed for intensive use or vandalism, etc.
Direct flush valves are equipped with scale and shock-resistant mechanisms with 10-year warranties.
- **Less labour is required** to repair leaks or carry out maintenance.

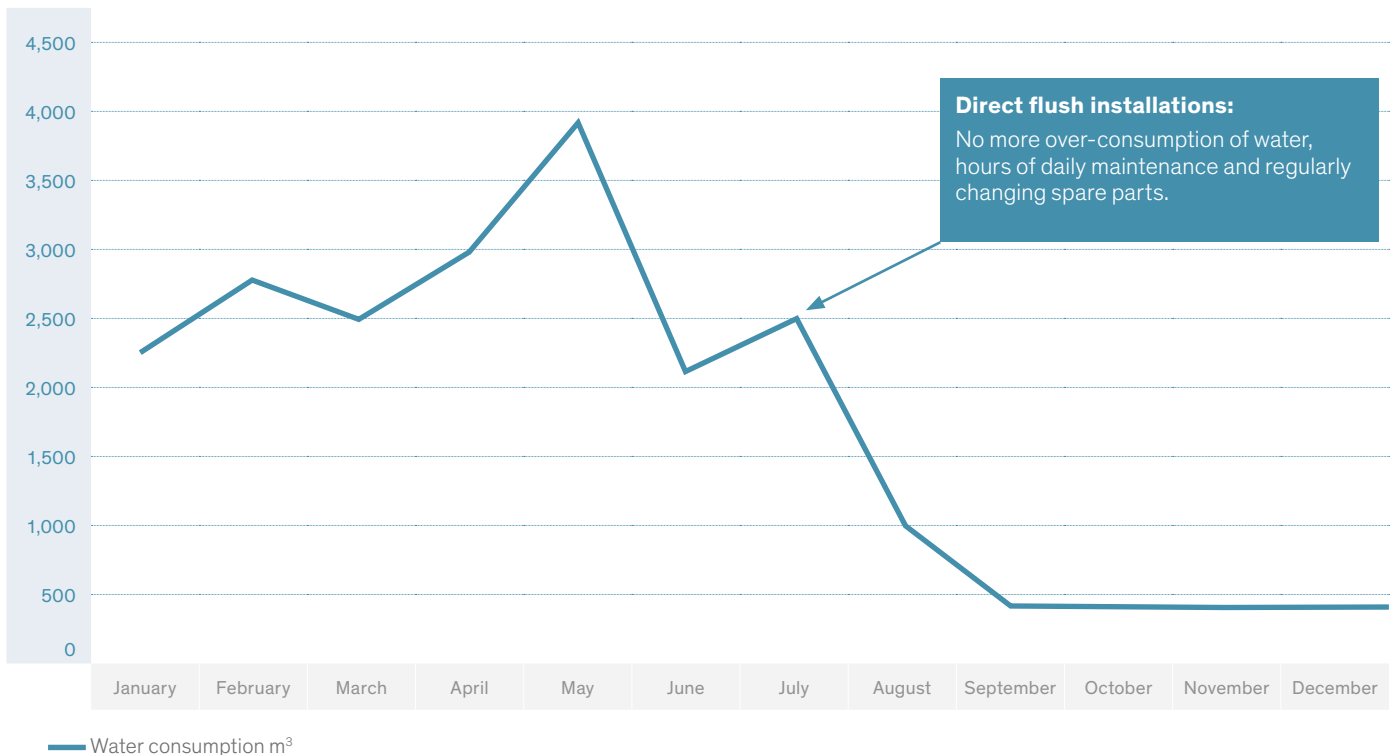
Many retirement homes, care facilities, etc. are currently fitted with cistern-flush WCs, because these facilities are associated with a residential setting. However, even if the users are resident for long periods, they are still **public buildings** with the same needs as any other public building: water savings, resistance to frequent use, easy to install and maintain, etc.

Example: a retirement home with 300 beds.

With cistern-flush WCs installed:

- Mechanisms require changing every 3 years
- 2 hours of maintenance required per day to repair leaking cisterns.

Replacing cistern-flush WCs by a direct flush system:



ADVANTAGES OF DIRECT FLUSH

Hygiene

- The flush connects directly to the water system.
- No cistern: no water stagnation or bacterial development.
- Flushes automatically, without manual contact.
- Pipework flushes daily to prevent bacterial proliferation in the water system.

Water savings

- Thanks to the direct connection onto the pipework without any intermediary, there is no need for a fragile mechanism.
- The risk of leaks is greatly reduced with this system.
- On electronic versions, an intelligent flush programme determines the optimal flush volume for perfect cleaning and reduced water consumption.

Immediate availability

- Possible to use for successive flushes without having to wait between 2 uses.
- An essential feature for periods of high traffic.

Limited and simplified maintenance

- Specifically designed for frequent use, direct flush mechanisms are durable (up to 500,000 operations) and resistant (scale-resistant mechanisms).
- Maintenance is, therefore, infrequent and the mechanism is easy to access from the front when necessary.
- 10-year warranty.

Powerful and effective flush

- Uses the pressure in the pipework to rinse the pan.
- Thanks to the powerful flush, cleaning is effective and guarantees a clean WC pan.

Space saving

- With no cistern, the frame systems with direct flush valves are more compact and can save several m² in a building.
- This space saving can optimise the profitability of a project when the price per m² is high.

DISADVANTAGES OF CISTERN-FLUSH

Hygiene problems

- Cistern: up to 9L of stagnant water at an ambient temperature which encourages bacterial development.
- Bacteria can spread throughout the hydraulic installation.
- Bacteria can be projected through the air via the flush plume and inhaled by the user.

Leaks and overconsumption of water

- Plastic mechanisms inside the tank are constantly submerged and, therefore, sensitive to scale build-up.
- They are the cause of frequent water leaks which are often invisible and inaudible and therefore detected late.
- Cisterns are the main source of wasted drinking water. For example, a small leak from a cistern can cause a loss of 220m³ of water that equates to £651 per year.

Waiting time

- The cistern has to refill between each use, which may take up to 1 minute.
- In the event of a leak (even minimal), the tank may fail to fill and cause inconvenience and lead to vandalism by users.
- Successive flushes are not possible.

Frequent maintenance and difficult to access

- Not designed for intensive use, the cistern's fragile mechanism is not very durable and must be changed regularly.
- Dismantling and access to the mechanism is difficult, and the bottom of the cistern remains inaccessible.
- Control plates need to be replaced frequently to compensate for careless use in public places.

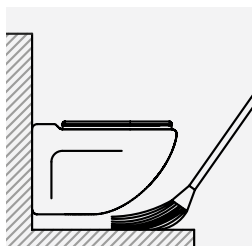
Ineffective flush

- The water drop between the cistern and the WC pan is only a few centimetres.
- The flush force is not powerful enough for effective cleaning.

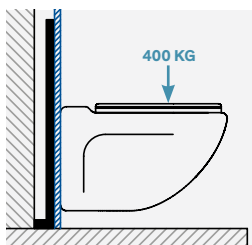
Large footprint

- Frame systems with cisterns take up more space and use more floor space.

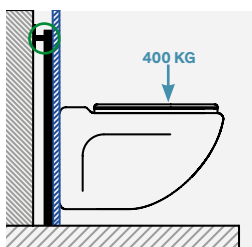
WHAT ARE THE ADVANTAGES OF A TEMPOFIX 3 FRAME SYSTEM?



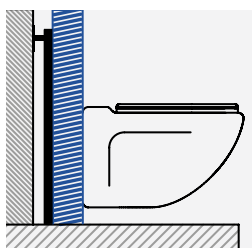
Easy to clean



Self-supporting TEMPOFIX 3



Wall-mounted TEMPOFIX 3



TEMPOFIX 3 for thick walls

Easy to install

Installation and commissioning time should be taken into account when determining the total product cost, especially when installing a large number of products in public and commercial places.

The TEMPOFIX 3 frame system is delivered pre-mounted. The remaining components (flush tube, housing and soil pipe) are assembled by clipping into place. It is quick and easy to install.

When fixing the self-supporting TEMPOFIX 3 version of the frame system, the floor quality is the main criteria: the concrete floor should withstand a minimum load of 350kg/m³.

It is possible to install on non-load bearing floors (parquet, floors with underfloor heating, etc.) thanks to the wall-mounted model which is fixed to load-bearing walls.

DELABIE recommends a 25mm minimum wall thickness + tiling (= 2 x 1/2" wall boards or 1 x 1" wall board).

Easy to adjust

Adjusting the pan height is simple: a mark indicates the "1-metre" point from the finished floor level on the frame system.

Vandal-resistant

The structure of DELABIE's frame system is made from powder-coated steel. Its design provides it with an unrivalled resistance to deformation.

The French standard NF D12-208 requires that frame systems flex no more than 5mm when subjected to a uniformly distributed load of 400kg. The TEMPOFIX 3 withstands 400kg loads and therefore meets this requirement.

It is delivered with large stable feet (for self-supporting installation) or with wall fixings (for wall-mounted installation).

Optimised for stocking

Reduced frame weight and product packaging save space for storage and are an advantage for being kept on construction sites.

Advantages of wall-hung WCs

The height of the pan can be adjusted to suit the needs of the user, from children to people with reduced mobility.

A wall-hung WC allows easy access to clean the floor below the WC pan.

Space saving

On average the TEMPOFIX 3 takes up 30% less space than other frame systems on the market. It is one of the most compact frame systems.

With no need for a cistern, it can be installed in the tightest of places such as service ducts.

The wall-anchoring bolts enable two TEMPOFIX 3 to be fixed back-to-back in a communal service duct (in Ladies and Gents toilets) without the need for a partition wall.

Products suited to the needs of healthcare facilities

Increasingly in public places, plasterboard walls are being replaced by gypsum blocks, brick, or even cinder blocks in order to improve the durability of the installations.

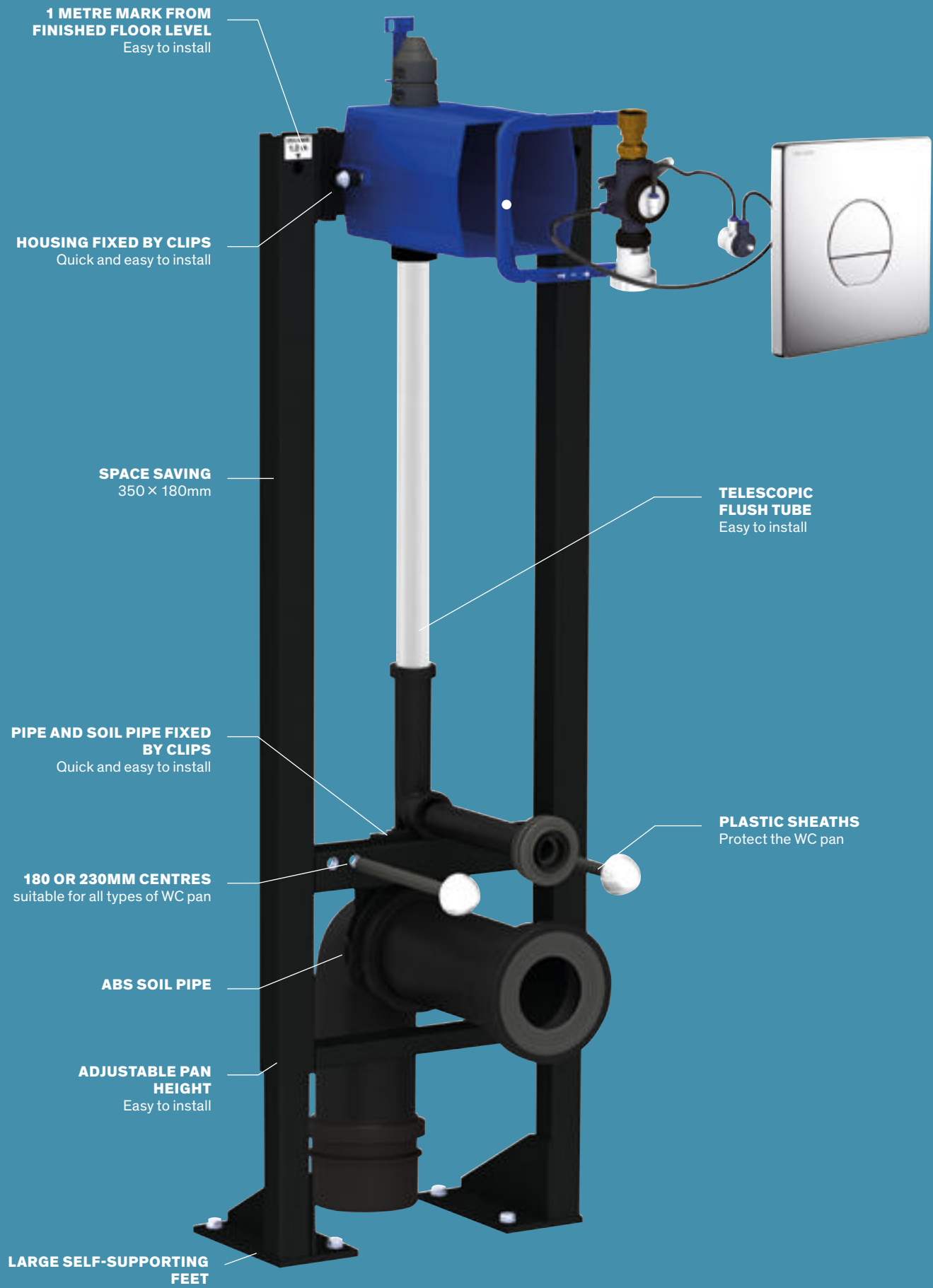
The TEMPOFIX 3, equipped with a new waterproof recessing housing, functions electronically (TEMPOMATIC dual control) or with timed flow (TEMPOFLUX 3), and the one model can adjust to any type of wall finish from 10 - 120mm.

DELABIE has also developed its range of TEMPOFLUX 2 direct flush valves, offering extended versions of the valves and frames so that they can be adjusted to thicker walls up to 130mm.

Such an innovative installation would prove difficult to achieve with cisterns.

A SINGLE PRODUCT for wall thicknesses from 10 - 120mm





1 METRE MARK FROM FINISHED FLOOR LEVEL
Easy to install

HOUSING FIXED BY CLIPS
Quick and easy to install

SPACE SAVING
350 x 180mm

TELESCOPIC FLUSH TUBE
Easy to install

PIPE AND SOIL PIPE FIXED BY CLIPS
Quick and easy to install

PLASTIC SHEATHS
Protect the WC pan

180 OR 230MM CENTRES
suitable for all types of WC pan

ABS SOIL PIPE


ADJUSTABLE PAN HEIGHT
Easy to install

LARGE SELF-SUPPORTING FEET

TEMPOMATIC DUAL CONTROL RECESSED: 100% WATERPROOF RECESSED HOUSING, MODULAR AND ADAPTABLE

Modular

Attachable from the sides, front or behind, DELABIE's recessed housing can be used on **plasterboard rails**, on **load-bearing walls** or even **thin panels**, the installation is therefore modular, adapting to the type of project.




Plasterboard rails

Load-bearing walls

Panels

Adaptable

It is the ideal positioning of the collar that enables the housing to be cut to size lengthwise depending on the wall thickness whilst still guaranteeing complete waterproofing. **Thin or thick, the housing adapts to all the requirements of walls from 10 to 120mm.**




Thick wall finish
Max. 120mm

Narrow wall finish
Min. 10mm

Quick and easy to install

The TEMPOMATIC dual control can be connected to standard pipes or "pipe-in-pipe". The hydraulic connection is made from the outside of the housing. During installation, the electronic unit is replaced by a temporary cap to **flush the system safely**, without damaging the technical elements.



Electronic unit

Temporary cap

Water savings

DELABIE has developed an **"intelligent" rinse function** in the automatic mode. The system can distinguish between the need for a short rinse (2 to 3 litres) or a longer flush (4 to 6 litres).

100% waterproof

Standard housings on the market are designed to be cut to size flush to the wall, which increases the risk of leaks between the wall and the collar.

DELABIE's recessed housing is equipped with a collar with an **integrated seal**, that clips onto the housing once the wall finish is in place (patented system). **It is completely waterproof without silicone.** Any condensation is evacuated via the plate. **The wall stays intact throughout.**



Collar with integrated waterproof seal

Resistant to intensive use and vandalism

The control plate, made from satin stainless steel, will withstand even the most extreme handling. Its fixings are concealed and its streamlined design discourages any attempt to pull it off. To prevent abuse or waste in the voluntary mode, the TEMPOMATIC dual control is fitted with an **AB anti-blocking system**. This security feature prevents the valve from being blocked in the open position. The flush takes place only when the push-button is released.

Minimal servicing and simple to maintain

Maintenance is carried out from the front by simply removing the control plate. The technical elements are accessible and the loose parts come **pre-assembled**.

An **LED** indicates when the **batteries need to be replaced**. Integrated in the plate, they can be replaced **without cutting off the water or removing the valve**.

The **vacuum breaker** is located inside the housing.

In case of backflow, the water will evacuate in front of the wall via the housing, and not behind (or into) the wall.

The TEMPOMATIC dual control is suitable for grey water, rain water and sea water.

Making protection from frost and in-depth maintenance easier, **the valve can be disconnected and removed from the inside**, without removing the housing.


Hygiene

The TEMPOMATIC dual control **flush** can be activated voluntarily by the push-button, or failing that, **automatically when the user leaves**. This dual control guarantees **permanent hygiene for the WC pan**, even if the user forgets or neglects to flush the WC. The **duty flush** prevents bacterial proliferation and ensures that the pipework is flushed every 24 hours when not in use.

Design

The TEMPOMATIC dual control flush plate has a **timeless design**, available in satin finish stainless steel with a chrome-plated metal push-button.

Thanks to its **sleek lines**, it fits perfectly in any type of public building. Its smooth surface limits the build-up of dirt and facilitates cleaning. This new concept combines **design and functionality**: the electronics are integrated directly in the control plate.



WATERPROOF HYDRAULIC CONNECTION
Standard pipe or "pipe-in-pipe"

FINS CAN BE ADJUSTED ACCORDING TO INSTALLATION TYPE
Easy to install

NOTCHES TO CLIP AND FIX COLLAR ONTO (patented)
Easy to install

VALVE CAN BE CONNECTED FROM THE OUTSIDE
Easy to install

VALVE CAN BE DISCONNECTED FROM THE INSIDE
Simple to maintain

STOPCOCK CAN BE ACCESSED FROM THE FRONT
Simple to maintain

ELECTRONIC UNIT CAN BE ACCESSED FROM THE FRONT
Simple to maintain

VACUUM BREAKER
Inside the housing

COLLAR WITH INTEGRATED SEAL
Completely waterproof

ANTI-BLOCKING ACTIVATION UNIT CAN BE ACCESSED FROM THE FRONT
Simple to maintain

HOUSING CAN BE CUT TO SIZE
Adjusts to fit wall finishes up to 120mm


CONTROL PLATE WITH INTEGRATED ELECTRONICS
Battery-operated model: replace batteries without shutting off the water or removing the valve

INTELLIGENT AUTOMATIC ACTIVATION
Guaranteed hygiene and water savings

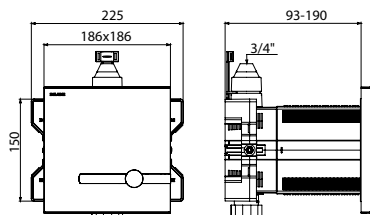
PUSH-BUTTON
Voluntary activation

TEMPOMATIC WC dual control

Recessed electronic WC flush system



- **Direct flush system without cistern:** directly connected to pipework.
- **Battery-operated with CR123 6V Lithium batteries** or **230/6V mains supply** (cable and transformer supplied).
- **Satin stainless steel control plate 186 × 186mm** and chrome-plated metal button **with integrated electronics.**
- **Waterproof recessing housing:**
 - Collar with waterproof seal.
 - Hydraulic connection from the outside and maintenance from the front.
 - Adjusts to all types of installation (rails, solid walls, panels).
 - Compatible with wall finishes 10 - 120mm (while maintaining the minimum recessing depth of 93mm).
 - Suitable for standard or "pipe-in-pipe" supply.
 - Stopcock and flow rate adjustment, activation and electronic unit are all integrated and accessible from the front.
 - TEMPOMATIC F^{3/4}" flush valve is compatible with sea water, rain water and grey water.
 - Vacuum breaker inside the housing.
 - Supplied in 2 kits: secure system flush without sensitive elements.
- Shock-resistant infrared presence detection sensor.
- **Detection delay is 10 seconds.**
- **Touch-free automatic activation** when the user leaves or **voluntary touch-free activation** (anti-blocking push-button).
- Independent push-button: the flush will activate even if the power supply fails.
- **"Intelligent" automatic rinsing:** flush volume adapts according to use.
- **3 programmes** (rinse volume can be set according to type of WC pan).
- **Hygienic duty flush**, every 24 hours (can be adjusted to 12 hours or OFF) after the last use.
- Outlet connection for PVC tube Ø 26/32mm.
- Base flow rate: 1 L/sec. at 1 bar dynamic pressure.
- Suitable for rimless WC pans without flow rate regulation and suitable for people with reduced mobility.
- 10-year warranty.



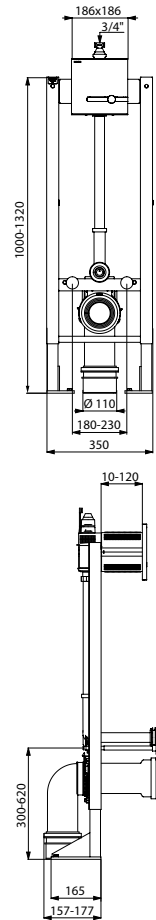
464PBOX + 464006

TEMPOMATIC recessed WC dual control flush valve in a waterproof housing		
6V battery-operated	464PBOX + 464006	£171.50 £543.08
230/6V mains supply	464SBOX + 464000	£171.50 £571.66

We recommend a flush tube (see page 180)

TEMPOFIX 3 with TEMPOMATIC WC dual control

Frame system with electronic flush valve



564065DE + 464006

- Black powder-coated steel frame.
- Frame height can be adjusted from 0 - 200mm (with 1m mark).
- Ø 32mm flush tube with Ø 55mm connection washer.
- ABS soil pipe with HDPE sleeve connectors, Ø 110mm outlet with waterproof seal, with 2 setting positions.
- Delivered pre-mounted.
- **Compatible with solid wall finishes from 10 - 120mm.**
- 10-year warranty.

Available in 2 versions:

Self-supporting frame system with large feet to fix to load-bearing floors.
Wall-mounted frame system to fix to load-bearing walls.

Fitted with TEMPOMATIC dual control F^{3/4}" electronic direct flush valve (see left).

TEMPOFIX 3 frame system with TEMPOMATIC WC dual control		
Self-supporting model - 6V battery-operated	564065DE + 464006	£457.31 £543.08
Self-supporting model - 230/6V mains supply	564005DE + 464000	£457.31 £571.66
Wall-mounted model - 6V battery-operated	564060DE + 464006	£435.89 £543.08
Wall-mounted model - 230/6V mains supply	564000DE + 464000	£435.89 £571.66

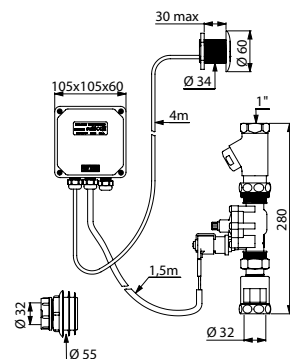
Options: wall fixings, sleeve connector and connection kit for disabled WC (see page 180)

TEMPOMATIC

Cross wall electronic WC flush valve



- **Flush system without cistern:** directly connected to pipework.
- Mains supply with 1" solenoid valve.
- 230/12V transformer.
- IP65 independent electronic unit.
- **For cross wall installation.**
- Shock-resistant infrared presence detection sensor.
- **Touch-free automatic activation** when the user leaves or **voluntary touch-free activation** (when hand is moved 4cm from the sensor).
- **Time flow ~7 seconds**, can be adjusted from 3 - 12 seconds.
- **Detection distance, flow rate and flush volume can be adjusted.**
- Stopcock FF1".
- Vacuum breaker Ø 32mm.
- Connection washer Ø 32/55mm.
- Wall plate flush to the wall.
- Threaded rod can be cut to size.
- Base flow rate: 1 L/sec at 1 bar dynamic pressure.
- Compatible with rain water.
- Suitable for rimless pans without flow rate regulation and suitable for people with reduced mobility.
- 10-year warranty.



TEMPOMATIC WC cross wall flush valve		
For walls ≤ 30mm	463030	£812.04
For walls ≤ 160mm	463150	£812.04

Alternative cross wall lengths are available on request

463030

BED PAN CLEANERS
WCs - FRAMES



TEMPOMATIC dual control WC valve with electronic remote flush **464306**

Be-Line® drop-down support rail **511964C** - Be-Line® grab bar **511905C** - Be-Line® toilet roll holder **511965C**

TEMPOMATIC dual control remote

Recessed electronic direct flush valve



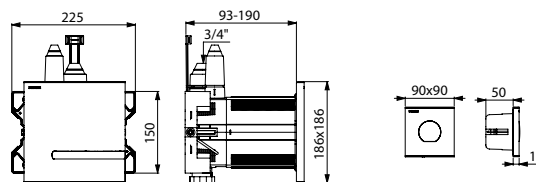
- **Flush system without cistern:** directly connected to pipework.
- **Battery-operated with CR123 6V Lithium batteries** or **230/6V mains supply** (cable and transformer supplied).
- Satin stainless steel **electronic control plate** 186 × 186mm.
- Satin stainless steel **time flow control plate** 90 × 90mm with chrome-plated push-button.
- **Recessed waterproof housing:**
 - Collar with waterproof seal.
 - Hydraulic connection from the outside and maintenance from the front.
 - Adjusts to all types of installation (rails, solid walls, panels).
 - Compatible with wall finishes 10 - 120mm (while maintaining the minimum recessing depth of 93mm).
 - Suitable for standard or "pipe-in-pipe" supply.
 - Stopcock, flow rate adjustment and electronic unit are integrated and accessible from the front.
 - TEMPOMATIC F $\frac{3}{4}$ " valve compatible with sea water, rain water and grey water.
 - Vacuum breaker inside the housing.
- Shock-resistant infrared presence detection sensor.
- **Detection delay is 10 seconds.**
- **Touch-free automatic activation** when the user leaves or **voluntary activation** by pressing the side control.
- **AB anti-blocking system:** water will flow only when the push-button is released.
- **"Intelligent" automatic rinsing:** flush volume adapts according to use.
- **3 programmes** (rinsing volume can be set according to type of WC pan).
- **Hygienic duty flush** every 24 hours (can be adjusted to 12 hours or OFF) after the last use.
- Outlet connection for PVC tube Ø26/32mm.
- Base flow rate: 1 L/sec at 1 bar dynamic pressure.
- Suitable for rimless WC pans without flow rate regulation and suitable for people with reduced mobility.
- 10-year warranty.



*Provisional availability 1st half 2023.
Please contact the sales office to check availability.*

TEMPOMATIC dual control WC remote		
6V battery-operated	464306	£744.37
230/6V mains supply	464300	£771.44

We recommend a flush tube (see page 180)




464300

TEMPOFLUX 3 RECESSED: 100% WATERPROOF RECESSED HOUSING, MODULAR AND ADAPTABLE


Modular

Attachable from the sides, front or behind, DELABIE's recessed housing can be used on [plasterboard rails](#), on [load-bearing walls](#) or even [thin panels](#), the installation is therefore modular, adapting to the type of project.



Adaptable

It is the ideal positioning of the collar that enables the housing to be cut to size lengthwise depending on the wall thickness whilst still guaranteeing complete waterproofing. [Thin or thick, the housing adapts to all the requirements of walls from 10 to 120mm.](#)



Quick and easy to install

The TEMPOFLUX 3 can be connected to standard pipes or "pipe-in-pipe". The hydraulic connection is made from the outside of the housing.

During installation, the cartridge is replaced by a temporary cap to [flush the system safely](#), without damaging the technical elements.



Water savings

The TEMPOFLUX 3 with [3L/6L dual flush](#) optimises flushing and water consumption. The flush volume can be adjusted to [2L/4L](#), to achieve the highest standards for environmental labels.

For more information see page 215.

The [AB anti-blocking device](#) controls the flush volume regardless of how long the push-button is pressed for.

100% waterproof

Standard housings on the market are designed to be cut to size flush to the wall, which increases the risk of leaks between the wall and the collar.

DELABIE's recessed housing is equipped with a collar with an [integrated seal](#), that clips onto the housing once the wall finish is in place (patented system).

[It is completely waterproof without silicone.](#) Any condensation is evacuated via the flush plate. [The wall stays intact throughout.](#)



Resistant to intensive use and vandalism

The control plate will withstand even the most extreme handling. Its fixings are concealed and its streamlined design discourages any attempt to pull it off. To prevent abuse or waste, the TEMPOFLUX 3 is fitted with an [AB anti-blocking system](#).

This security feature prevents the valve from being blocked in the open position. The flush takes place only when the push-button is released.

Minimal servicing and simple to maintain

[Maintenance is carried out from the front](#) by simply removing the control plate. The technical elements are accessible and the loose parts come [pre-assembled](#).

The flush volume can be adjusted directly behind the control plate, without shutting off the water supply or removing the valve.

The [vacuum breaker](#) is located inside the housing.

In case of backflow, the water will evacuate in front of the wall via the housing, and not behind (or into) the wall.

The TEMPOFLUX 3 is suitable for grey water, rain water and sea water.

Making protection from frost and in-depth maintenance easier, [the valve can be disconnected and removed from the inside](#), without removing the housing.

Comfort


Thanks to its [soft-touch operation](#), the TEMPOFLUX 3 can be used by all users (children, the elderly or people with reduced mobility).

The [acoustic level is low](#) and complies with European standard EN 12541 class II.

Design

The TEMPOFLUX 3's control plate has a [timeless design](#) available in 2 finishes: [satin stainless steel](#) or [chrome-plated metal](#).

Thanks to its sleek lines, it fits perfectly in any type of public building. Its smooth surface limits the build-up of dirt and facilitates cleaning.



WATERPROOF HYDRAULIC CONNECTION
Standard pipe or "pipe-in-pipe"

FINS CAN BE ADJUSTED ACCORDING TO INSTALLATION TYPE
Easy to install

NOTCHES TO CLIP AND FIX COLLAR ONTO (patented)
Easy to install

VALVE CAN BE CONNECTED FROM THE OUTSIDE
Easy to install

VALVE CAN BE DISCONNECTED FROM THE INSIDE
Simple to maintain

CARTRIDGE AND STOPCOCK CAN BE ACCESSED FROM THE FRONT
Simple to maintain

VACUUM BREAKER
Inside the housing

COLLAR WITH INTEGRATED SEAL
Completely waterproof

ANTI-BLOCKING ACTIVATION UNIT CAN BE ACCESSED FROM THE FRONT
Simple to maintain

HOUSING CAN BE CUT TO SIZE
Adjusts to fit wall finishes up to 120mm

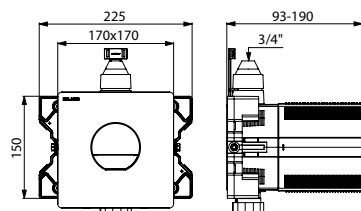
STAINLESS STEEL CONTROL PLATE WITH DUAL FLUSH 3L/6L, CAN BE ADJUSTED TO 2L/4L
Design and water savings

TEMPOFLUX 3

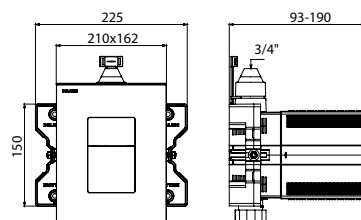
Recessed time flow direct flush valve for WCs



- **Flush system without cistern:** directly connected to pipework.
- **Chrome-plated metal control plate 170 × 170mm or satin stainless steel 210 × 162mm.**
- **Waterproof recessing housing:**
 - Collar with waterproof seal.
 - Hydraulic connection from the outside and maintenance from the front.
 - Adjusts to all types of installation (rails, solid walls, panels).
 - Compatible with wall finishes 10 - 120mm (while maintaining the minimum recessing depth of 93mm).
 - Suitable for standard or "pipe-in-pipe" supply.
 - Stopcock and flow rate adjustment, activation unit and cartridge are all integrated and accessible from the front.
 - TEMPOFLUX 3 F^{3/4}" flush valve is compatible with sea water, rain water and grey water.
 - Vacuum breaker inside the housing.
 - Supplied in 2 kits: secure system flush without sensitive elements.
- **Soft-touch operation.**
- **AB anti-blocking system:** water only flows when the push-button is released.
- **Dual flush 3L/6L, can be adjusted to 2L/4L** or single flush 6L.
- Outlet connection for PVC tube Ø 26/32mm.
- Acoustic level complies with European standard EN 12541 class II.
- Base flow rate: 1 L/sec. at 1 bar dynamic pressure.
- Suitable for rimless WC pans without flow rate regulation and suitable for people with reduced mobility.
- 10-year warranty.



763BOX + 763040



763BOX + 763000

TEMPOFLUX 3 WC recessed in a waterproof housing		
Chrome-plated metal control plate, dual flush	763BOX + 763040	£142.92 £243.70
Chrome-plated metal control plate, single flush	763BOX + 763041	£142.92 £221.23
Satin stainless steel control plate, dual flush	763BOX + 763000	£142.92 £171.50

We recommend a flush tube (see page 180)

TEMPOFIX 3 with TEMPOFLUX 3

Frame system with time flow flush valve for WCs



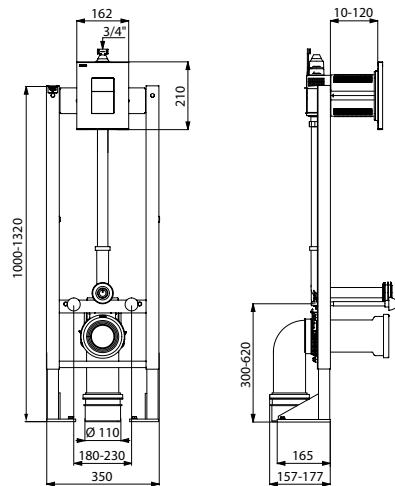
- Black powder-coated steel frame.
- Frame height can be adjusted from 0 - 200mm (with 1m mark).
- Ø 32mm flush tube with Ø 55mm connection washer.
- ABS soil pipe with HDPE sleeve connectors, Ø 110mm outlet with waterproof seal, with 2 setting positions.
- Delivered pre-mounted.
- **Compatible with solid wall finishes from 10 - 120mm.**
- 10-year warranty.

Available in 2 versions:

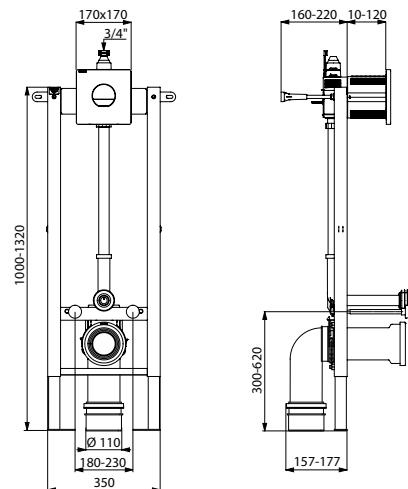
Self-supporting frame system with large feet to fix to load-bearing floors.
Wall-mounted frame system to fix to load-bearing walls.

Fitted with a TEMPOFLUX 3 F¾" time flow direct flush valve:

- Satin stainless steel flush plate 210 × 162mm or chrome-plated metal flush plate 170 × 170mm.
- Waterproof recessing housing.
- **Soft-touch operation.**
- **Dual flush 3L/6L, can be adjusted to 2L/4L** or single flush 6L.
- **AB anti-blocking system.**
- Vacuum breaker inside the housing.
- Integrated stopcock and flow rate adjuster.
- Acoustic level complies with European standard EN 12541 class II.
- Compatible with sea water, rain water and grey water.
- Suitable for people with reduced mobility.



564065DE + 763000



564060DE + 763040

TEMPOFIX 3 frame system with TEMPOFLUX 3		
Satin stainless steel control plate		
Self-supporting model, dual flush	564065DE + 763000	£457.31 £171.50
Wall-mounted model, dual flush	564060DE + 763000	£435.89 £171.50
Chrome-plated metal control plate		
Self-supporting model, dual flush	564065DE + 763040	£457.31 £243.70
Wall-mounted model, dual flush	564060DE + 763040	£435.89 £243.70
Self-supporting model, single flush	564065DE + 763041	£457.31 £221.23
Wall-mounted model, single flush	564060DE + 763041	£435.89 £221.23

Options: wall fixings, sleeve connector and connection kit for disabled WC (see page 180)



TEMPOFLUX 3 WC with time flow remote side flush **763300**

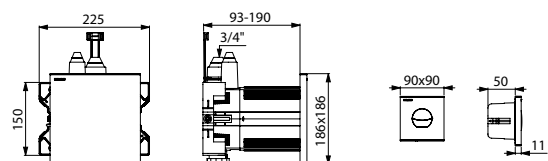
Be-Line® drop-down support rail **511964C** - Be-Line® grab bar **511905C** - Be-Line® toilet roll holder **511965C**

TEMPOFLUX 3 AB WC remote

Recessed time flow flush valve



- **Flush system without cistern:** directly connected to pipework.
- **Wall plate** in satin stainless steel 186 × 186mm.
- **Time flow control plate** in satin stainless steel 90 × 90mm with chrome-plated push-button.
- **Waterproof recessing housing:**
 - Collar with waterproof seal.
 - Hydraulic connection from the outside and maintenance from the front.
 - Adjusts to all types of installation (rails, solid walls, panels).
 - Compatible with wall finishes 10 - 120mm (while maintaining the minimum recessing depth of 93mm).
 - Suitable for standard or "pipe-in-pipe" supply.
 - Stopcock and flow rate adjustment, filter and cartridge are integrated and accessible from the front.
 - TEMPOFLUX 3 F^{3/4}" flush valve is compatible with sea water, rain water and grey water.
 - Vacuum breaker inside the housing.
- **Soft-touch operation.**
- **AB anti-blocking system:** water only flows when the push-button is released.
- **Dual flush 3L/6L, can be adjusted to 2L/4L.**
- Outlet connection for PVC tube Ø 26/32mm.
- Acoustic level complies with European standard EN 12541 class II.
- Base flow rate: 1 L/sec. at 1 bar dynamic pressure.
- Suitable for rimless pans without flow rate regulation and suitable for people with reduced mobility.
- 10-year warranty.



TEMPOFLUX 3 AB WC remote	763300	£426.31
We recommend a flush tube (see page 180)		

763300



TEMPOFIX 3 fire retardant frame system with TEMPOFLUX 3 time flow direct flush **565065DE + 763000** - White slimline toilet seat lid **102629** - Toilet brush set **4051S**
Toilet roll holder **510082S** - Double coat hook **4042S**

TEMPOFIX 3 with TEMPOFLUX 3

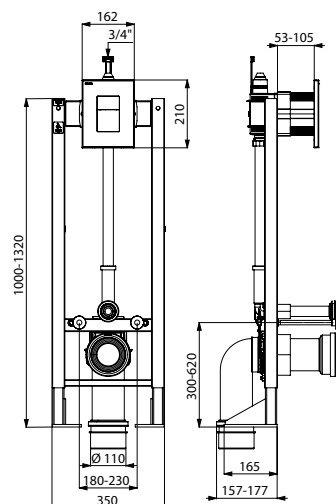
Fire retardant frame system with time flow direct flush valve for WCs



- Black powder-coated self-supporting steel frame with large feet for load-bearing floors.
- **Fire retardant 60 minutes** (tested according to ISO 834).
- Frame height can be adjusted from 0 - 200mm (with 1m mark).
- Ø 32mm flush tube with Ø 55mm connection washer.
- ABS soil pipe with HDPE sleeve connectors, Ø 110mm outlet with waterproof seal, with 2 setting positions.
- Delivered pre-mounted.
- **Compatible with solid walls from 53 to 105mm** (4 BA13 and tiles minimum).
- 10-year warranty.

Fitted with TEMPOFLUX 3 WC F^{3/4"} time flow direct flush valve:

- Satin stainless steel control plate 210 × 162mm.
- Waterproof recessing housing with tumescent collar and fire protection set.
- **Soft-touch operation.**
- **Dual flush 3L/6L, can be adjusted to 2L/4L.**
- **AB anti-blocking system.**
- Vacuum breaker inside the housing.
- Integrated stopcock and flow rate adjuster.
- Acoustic level complies with European standard EN 12541 class II.
- Compatible with sea water, rain water and grey water.
- Suitable for people with reduced mobility.



TEMPOFIX 3 self-supporting fire retardant frame system with TEMPOFLUX 3 WC  565065DE + 763000 £767.79
£171.50

Options: wall fixings, sleeve connector and kit for disabled WC (see page 180)

565065DE + 763000



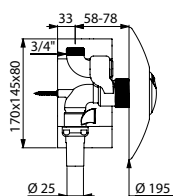
TEMPOFLUX 2 WC

Recessed time flow flush valve

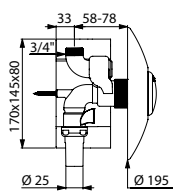


- **Flush system without cistern:** directly connected to pipework.
- Chrome-plated metal wall plate Ø 195mm.
- Multipurpose recessing housing.
- Recessing depth can be adjusted 0 - 20mm.
- **Available with 6L single flush or 3L/6L dual flush** can be adjusted to 2L/4L.
- **Soft-touch operation.**
- **Vacuum breaker.**
- **Integrated stopcock and flow rate/flush volume adjuster.**
- Solid brass body.
- Chrome-plated metal push-button.
- In-line inlet M $\frac{3}{4}$ ".
- Outlet connection for PVC tube Ø 26/32mm.
- **Acoustic level complies with European standard EN 12541 class II.**
- Base flow rate: 1 L/sec. at 1 bar dynamic pressure.
- Compatible with sea water, rain water and grey water.
- Suitable for rimless WC pans without flow rate regulation and suitable for people with reduced mobility.
- 10-year warranty.

This model does not have a waterproof recessing housing.
The installer must ensure that the recessing area is waterproof and any leaks or condensation can drain away (see installation guide).



762902



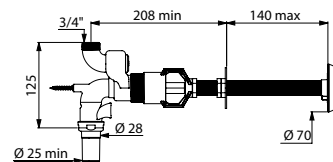
762901

TEMPOFLUX 2 WC

Cross wall time flow flush valve



- **Flush system without cistern:** directly connected to pipework.
- For walls ≤ 140mm.
- **3L/6L dual flush**, can be adjusted to 2L/4L.
- **Soft-touch operation.**
- **Vacuum breaker.**
- **Integrated stopcock and flow rate/flush volume adjuster.**
- Solid brass body.
- Chrome-plated metal push-button.
- In-line inlet M $\frac{3}{4}$ ".
- Outlet connection for PVC tube Ø 26/32mm.
- Threaded rod can be cut to size.
- **Acoustic level complies with European standard EN 12541 class II.**
- Base flow rate: 1 L/sec. 1 bar dynamic pressure.
- Compatible with sea water, rain water and grey water.
- Suitable for rimless WC pans without flow rate regulation and suitable for people with reduced mobility.
- 10-year warranty.



762150

TEMPOFLUX 2 WC recessed flush valve		
3L/6L dual flush (DELABIE patented)	762902	£287.94
6L single flush	762901	£265.62

TEMPOFLUX 2 WC cross wall flush valve		
762150	£274.59	

TEMPOFIX 3 with TEMPOFLUX 2 WC

Frame system for drywall



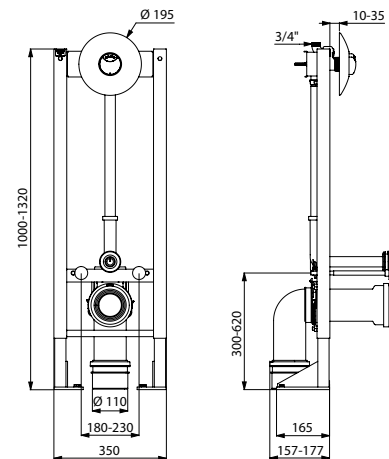
- Black powder-coated steel frame.
- Frame height can be adjusted from 0 - 200mm (with 1m mark).
- Ø 32mm flush tube with Ø 55mm connection washer.
- ABS soil pipe with HDPE sleeve connectors, Ø 110mm outlet with waterproof seal, with 2 setting positions.
- Delivered pre-mounted.
- **For walls from 10 - 35mm.**
- 10-year warranty.

Available in 2 versions:

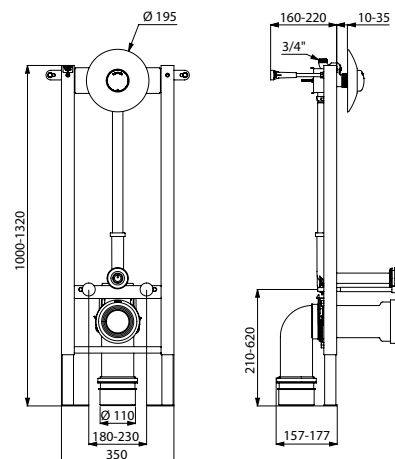
Self-supporting frame system with large feet to fix to load-bearing floors.
Wall-mounted frame system to fix to load-bearing walls.

Fitted with a TEMPOFLUX 2 time flow direct flush valve:

- **Flush system without cistern:** directly connected to pipework.
- Ø 195mm chrome-plated metal wall plate with concealed fixings
- **Available with 6L single flush or 3L/6L dual flush** can be adjusted to 2L/4L.
- **Soft-touch operation.**
- Vacuum breaker.
- **Stopcock and flow rate/volume adjuster.**
- Solid brass body and shock-resistant, scale-resistant mechanism.
- In-line inlet M $\frac{3}{4}$ ".
- Compatible with rain water.
- Acoustic level complies with European standard EN 12541 class II.



578305DE + 578222



578300DE + 578212

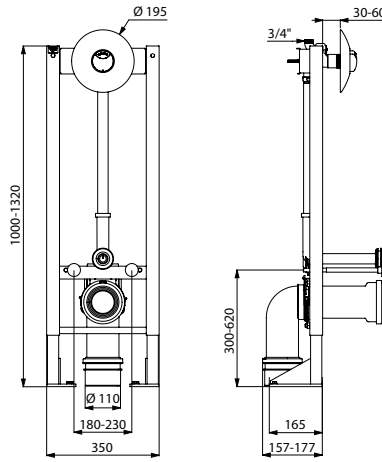
TEMPOFIX 3 frame system with TEMPOFLUX 2 WC (for drywall from 10 - 35mm)		
Self-supporting model		
3L/6L dual flush (DELABIE patented)	578305DE + 578222	£524.22 £113.71
6L single flush (can be adjusted to 9L)	578305DE + 578212	£524.22 £103.38
Wall-mounted model		
3L/6L dual flush (DELABIE patented)	578300DE + 578222	£508.26 £113.71
6L single flush (can be adjusted to 9L)	578300DE + 578212	£508.26 £103.38
Options: wall fixings, sleeve connector and connection kit for disabled WC (see page 180)		

TEMPOFIX 3 with TEMPOFLUX 2 WC

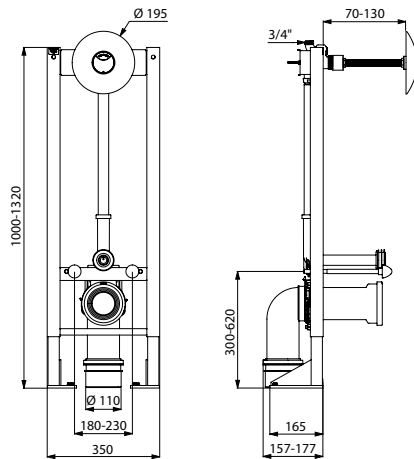
Frame system for semi-thick or thick walls



- See opposite for technical description.
- For semi-thick solid walls from 30 - 60mm or thick walls from 70 - 130mm.
- Available with 6L single flush or 3L/6L dual flush (can be adjusted to 2L/4L).
- 10-year warranty.



578405DE + 578222



578305DE + 578230

TEMPOFIX 3 frame system with TEMPOFLUX 2 WC (for semi-thick walls from 30 - 60mm)		
Self-supporting model		
3L/6L dual flush (DELABIE patented)	578405DE + 578222	£565.21 £113.71
6L single flush (can be adjusted to 9L)	578405DE + 578212	£565.21 £103.38
Wall-mounted model		
3L/6L dual flush (DELABIE patented)	578400DE + 578222	£538.51 £113.71
6L single flush (can be adjusted to 9L)	578400DE + 578212	£538.51 £103.38
TEMPOFIX 3 frame system with TEMPOFLUX 2 WC (for thick, solid walls from 70 - 130mm)		
Self-supporting model, 3L/6L dual flush (DELABIE patented)	578305DE + 578230	£524.22 £190.42
Wall-mounted model, 3L/6L dual flush (DELABIE patented)	578300DE + 578230	£508.26 £190.42


For other wall thicknesses please contact us

Options: wall fixings, sleeve connector and connection kit for disabled WC (see page 180)

RECOMMENDATIONS


For drywall / plasterboard walls:

Wall thickness: 10 - 35mm




For semi-thick gypsum block walls:

Wall thickness: 30 - 60mm



For thick brick or cinder block walls:

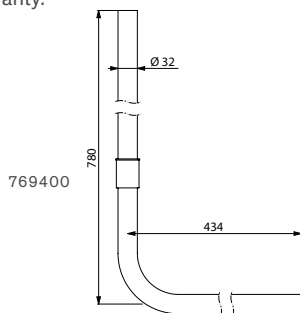
Wall thickness: 70 - 130mm



Cross wall/recessed flush tube for WC pans



- For TEMPOMATIC, TEMPOFLUX 2 and 3.
- PVC tube for recessed or cross wall installation.
- Ø 26/32mm (without connection washer).
- 10-year warranty.

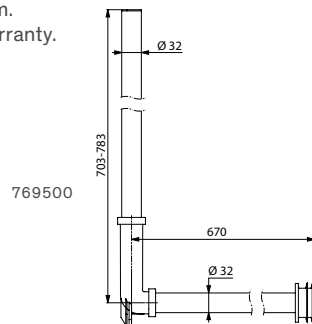


Cross wall/recessed flush tube for WC pans	769400	£40.97
--	---------------	---------------

Cross wall/recessed flush tube for WC pans



- For TEMPOMATIC, TEMPOFLUX 2 and 3.
- PVC tube for recessed or cross wall installation.
- With connection washer and HDPE pipe.
- For walls ≤ 60mm fix with bracket and screws.
- Ø 26/32mm.
- 10-year warranty.



Cross wall/recessed flush tube for WC pans	769500	£61.97
--	---------------	---------------

Connection washer



- With clamp.
- Neck Ø 55mm.
- 10-year warranty.



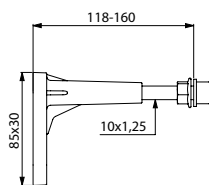
Connection washer		
Ø 28mm	705028	£22.53
Ø 32mm	705000	£17.29

Wall fixings

For TEMPOFIX 3



- Fixing kit for upper section of TEMPOFIX 3 frame system.
- 2 chrome-plated metal wall fixings, for reinforcing upper section of frame system.
- For installing if floors are non-load bearing.
- 10-year warranty.




578MUR

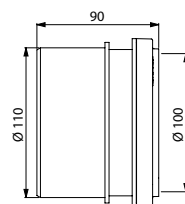
TEMPOFIX 3 wall fixings	578MUR	£39.30
-------------------------	---------------	---------------

Sleeve connector

For TEMPOFIX 3



- For horizontal evacuation.
- Ø 100/110mm.
- High-density polyethylene (HDPE).
- 10-year warranty.



578110

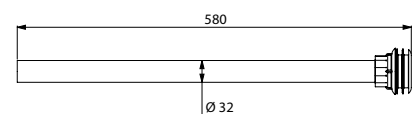
Sleeve connector	578110	£30.14
------------------	---------------	---------------

Connection kit for disabled WCs

For TEMPOFIX 3



- Extended supply tube Ø 32mm, L. 580mm.
- Ø 55mm connection washer.
- 10-year warranty.



578PMR


Connection kit for disabled WCs	578PMR	£19.48
---------------------------------	---------------	---------------





Sanitary ware


SURGICAL
SCRUB UP TROUGHS
PLASTER SINK
185




DISPOSAL SINKS
CLEANERS' SINKS
188



DRINKING
FOUNTAINS
191



HAND
WASHBASINS
192



WASHBASINS
194





Surgical scrub up trough

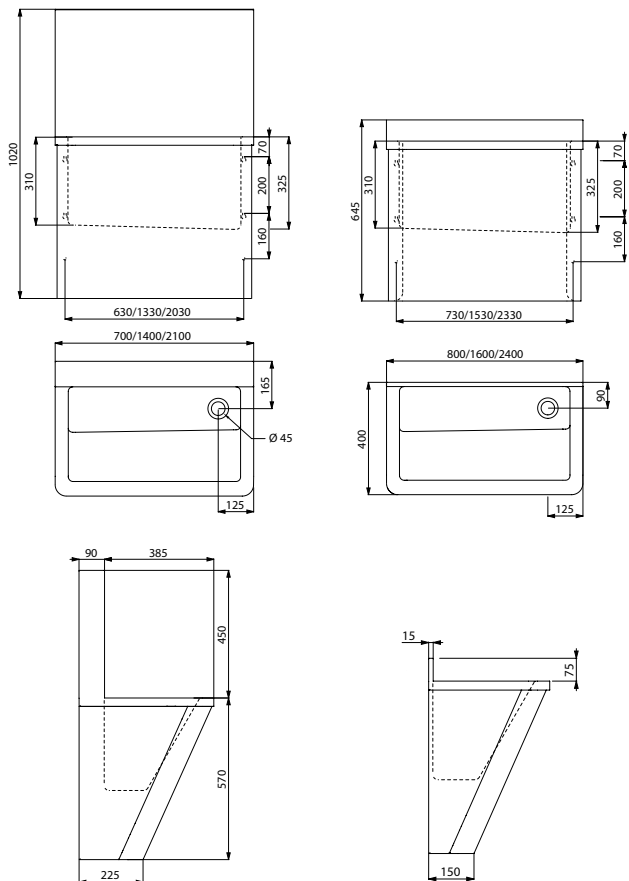
High or low upstand - "Hygiene +" design



- Wall-mounted surgical scrub up trough with 450mm or 75mm upstand.
- Models with low upstand comply with the former HTM64 guidance and new Health Building Note 00-10: Part C - Sanitary Assemblies (SU H1, SU H2, SU H3).
- Bacteriostatic 304 stainless steel. Stainless steel thickness: 1.2mm.
- Smooth surface and rounded inside edges for easy cleaning.
- "Hygiene +" design: reduces niches where bacteria can develop, concealed trap, easy to clean.
- Drainage on the right. Without overflow. Supplied with fixing elements.
- CE marked. Complies with European standard EN 14296.
- Weight: version with high upstand: 20.3kg for the 700mm model; 34.4kg for the 1,400mm model; 48.5kg for the 2,100mm model. Version with low upstand: 17.2 kg for the 800mm model; 29.8kg for the 1,600mm model; 42.5 kg for the 2,400mm model.
- 10-year warranty.

Surgical scrub up trough with high upstand			
Without tap hole			
Polished satin 304 st steel - L. 700mm - 1 service	⌚	185000	£1,743.67
Polished satin 304 st steel - L. 1,400mm - 2 services	⌚	186000	£2,156.57
Polished satin 304 st steel - L. 2,100mm - 3 services	⌚	187000	£2,627.85
With 1 single tap hole Ø 22mm per service			
Polished satin 304 st steel - L. 700mm - 1 service	⌚	185100	£1,743.67
Polished satin 304 st steel - L. 1,400mm - 2 services	⌚	186100	£2,156.57
Polished satin 304 st steel - L. 2,100mm - 3 services	⌚	187100	£2,627.85
With 1 twin tap hole Ø 22mm with 150mm centres per service			
Polished satin 304 st steel - L. 700mm - 1 service	⌚	185200	£1,743.67
Polished satin 304 st steel - L. 1,400mm - 2 services	⌚	186200	£2,156.57
Polished satin 304 st steel - L. 2,100mm - 3 services	⌚	187200	£2,627.85
Surgical scrub up trough with low upstand			
Without tap hole			
Polished satin 304 st steel - L. 800mm - 1 service	⌚	18502015	£1,733.26
Polished satin 304 st steel - L. 1,600mm - 2 services	⌚	18602015	£2,117.01
Polished satin 304 st steel - L. 2,400mm - 3 services	⌚	18702015	£2,615.88

Available on request: other lengths (high upstand from 700 - 2,400mm, low upstand from 700mm - 2,800mm)




185000/186000/187000

18502015/18602015/18702015

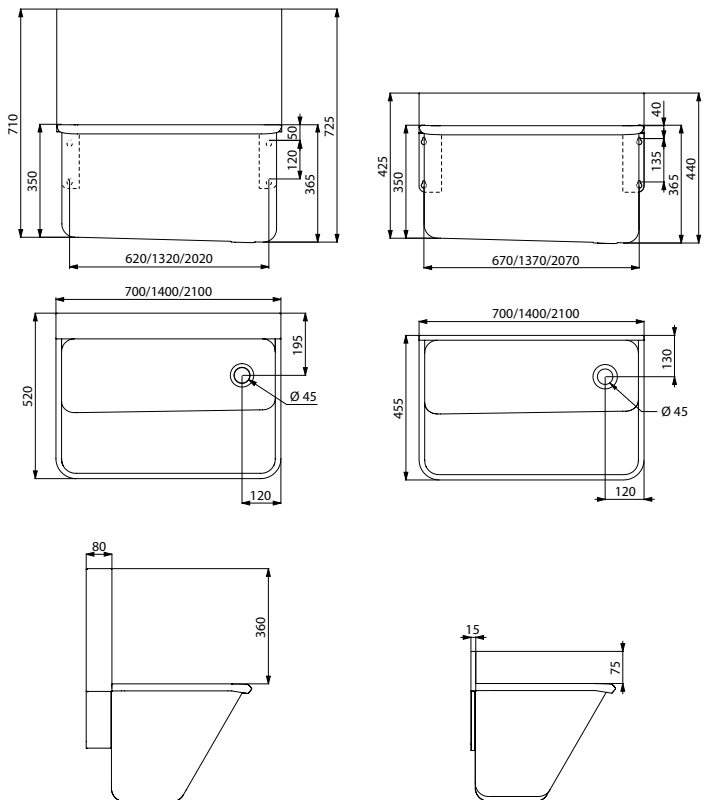
⌚ : dispatch within 4 weeks 📦 : stock item

Surgical scrub up trough

High or low upstand



- Wall-mounted surgical scrub up trough with 360mm or 100mm upstand.
- Bacteriostatic 304 stainless steel. Stainless steel thickness: 1.2mm.
- Smooth surface and rounded inside edges for easy cleaning.
- Drainage on the right. Without overflow. Supplied with fixing elements.
- CE marked. Complies with European standard EN 14296.
- Weight: version with high upstand: 13.8kg for the 700mm model; 24.2kg for the 1,400mm model; 34.9 kg for the 2,100mm model. Version with low upstand: 10.6kg for the 700mm model; 18.8kg for the 1,400mm model; 27kg for the 2,100mm.
- 10-year warranty.



Surgical scrub up trough with high upstand			
Without tap hole			
Polished satin 304 st steel - L. 700mm - 1 service	⬇	181000	£1,432.64
Polished satin 304 st steel - L. 1,400mm - 2 services	⬇	182000	£1,765.23
Polished satin 304 st steel - L. 2,100mm - 3 services	⬇	183000	£1,867.57
With 1 single tap hole Ø 22mm per service			
Polished satin 304 st steel - L. 700mm - 1 service	⬇	181100	£1,432.64
Polished satin 304 st steel - L. 1,400mm - 2 services	⬇	182100	£1,765.23
Polished satin 304 st steel - L. 2,100mm - 3 services	⬇	183100	£1,867.57
With 1 twin tap hole Ø 22mm with 150mm centres per service			
Polished satin 304 st steel - L. 700mm - 1 service	⬇	181200	£1,432.64
Polished satin 304 st steel - L. 1,400mm - 2 services	⬇	182200	£1,765.23
Polished satin 304 st steel - L. 2,100mm - 3 services	⬇	183200	£1,867.57
Surgical scrub up trough with low upstand			
Without tap hole			
Polished satin 304 st steel - L. 700mm - 1 service	⬇	181020	£1,304.74
Polished satin 304 st steel - L. 1,400mm - 2 services	⬇	182020	£1,706.39
Polished satin 304 st steel - L. 2,100mm - 3 services	⬇	183020	£1,790.80

Available on request: other lengths (high upstand from 700 - 2,400mm, low upstand from 700 - 2,800mm)

Options: electronic controls (see page 83) or thermostatic controls (see page 87).

⬇ : dispatch within 4 weeks 📦 : stock item

181000/182000/183000

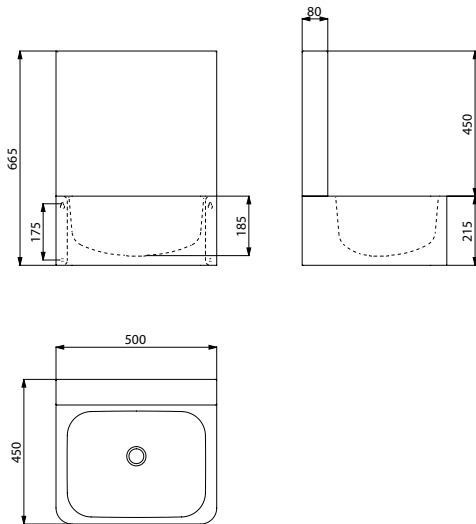
181020/182020/183020

Hygiene hand washbasin

High upstand



- Wall-mounted washbasin with 450mm upstand.
- Bacteriostatic 304 stainless steel.
- Stainless steel thickness: 1.2mm.
- Available with or without tap hole.
- Smooth surface and rounded inside edges for easy cleaning.
- Deep bowl reduces the risk of splashing ensuring a comfortable hand-washing experience.
- Supplied with 1½" waste. Without overflow.
- CE marked. Complies with European standard EN 14688.
- Weight: 10.2 kg.
- 10-year warranty.



188000

Hygiene hand washbasin - Polished satin 304 stainless steel			
Without tap holes	⌚	188000	£749.23
With single central tap hole Ø 22mm	⌚	188100	£749.23
With 2 tap holes Ø 22mm centres 150mm	⌚	188200	£749.23
With 2 tap holes, 1 × Ø 22mm tap hole 1 × Ø 30mm, for electronic sensor	⌚	188300	£749.23

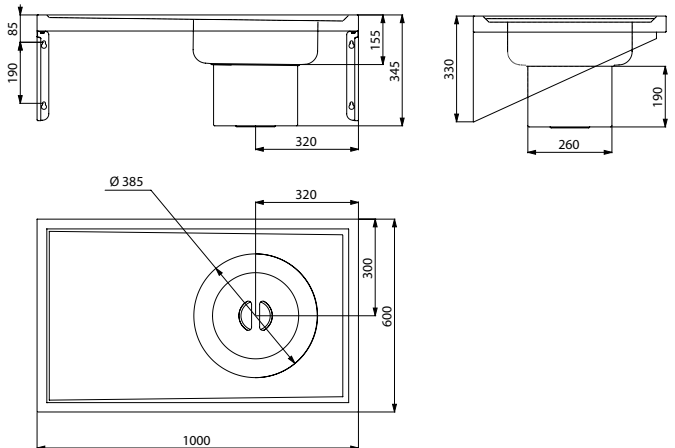
Options: electronic controls (see page 83) or thermostatic controls (see page 87)

Plaster sink

Wall-mounted



- Wall-mounted plaster sink.
- Complies with the former HTM64 guidance and new Health Building Note 00-10: Part C - Sanitary Assemblies (PS H).
- Bacteriostatic 304 stainless steel.
- Stainless steel thickness: 1.5mm.
- Smooth surface and flat edges for easy cleaning.
- Supplied with removable plaster basket with lid to filter plaster debris.
- Can be installed in 2 ways: bowl on the right or bowl on the left.
- Waste outlet 1½".
- Supplied with fixing elements.
- Weight: 17kg.
- 10-year warranty.




180130

Wall-mounted plaster sink	⌚	180130	£1,429.85
Polished satin 304 stainless steel			

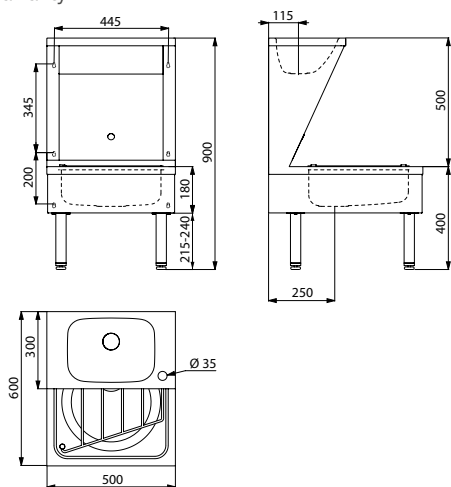
⌚ : dispatch within 4 weeks 📦 : stock item

Janitorial unit

Floor-standing



- Floor-standing janitorial unit.
- Complies with the former HTM64 guidance and new Health Building Note 00-10: Part C - Sanitary Assemblies (JU).
- Bacteriostatic 304 stainless steel. Stainless steel thickness: 1mm.
- Smooth surface for easy cleaning.
- Adjustable feet height up to 25mm. Hinged stainless steel bucket grid.
- Easy to maintain: access panel at the front.
- Supplied with 1¼" waste for the basin and 1½" waste for the disposal sink.
- Without overflow.
- CE marked. Complies with EN 14688.
- Weight: 22kg.
- 10-year warranty.



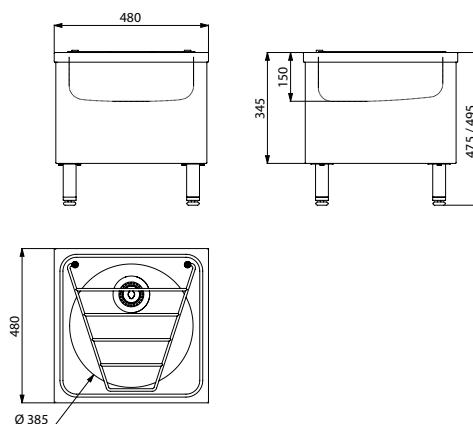
180140

Disposal sink

Floor-standing




- Floor-standing disposal sink.
- Bacteriostatic 304 stainless steel.
- Stainless steel thickness: 1mm.
- One-piece pressed bowl, seam-free.
- Smooth surface for easy cleaning.
- Adjustable feet height up to 40mm.
- Supplied with 1½" waste. Without overflow.
- Hinged stainless steel bucket grid.
- Weight: 10.6kg.
- 10-year warranty.



180150

Floor-standing janitorial unit with right tap hole Ø 35mm Polished satin 304 stainless steel		180140	£1,019.76
---	---	---------------	------------------

Floor-standing disposal sink Polished satin 304 stainless steel		180150	£718.23
---	---	---------------	----------------

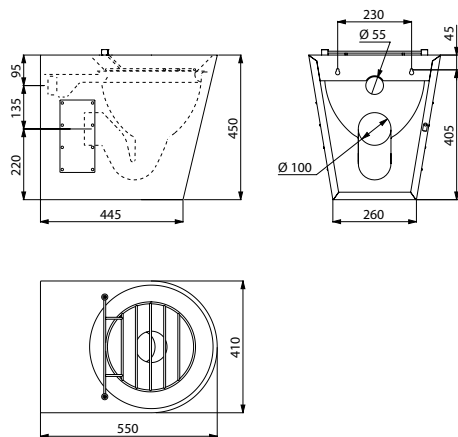
 : dispatch within 4 weeks  : stock item

XL P disposal sink

Floor-standing



- Floor-standing disposal sink.
- Bacteriostatic 304 stainless steel.
- Stainless steel thickness: 1.5mm.
- Smooth surface for easy cleaning.
- Concealed perimetral flushing system.
- Horizontal or vertical water inlet: Ø 55mm.
- Horizontal or vertical water outlet: Ø 100mm. Supplied with PVC pipe.
- Concealed drainage: shrouded sink.
- Quick and easy to install: 2 access panels with theft prevention TORX security screws.
- Hinged stainless steel bucket grid.
- Weight: 16kg.
- 10-year warranty.



182060

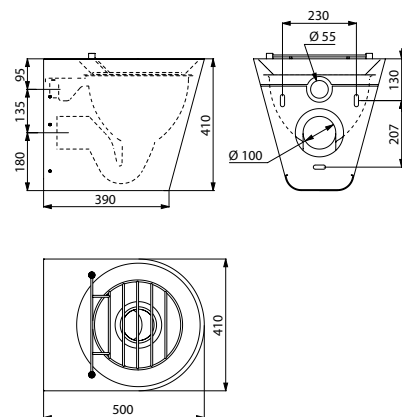
Floor-standing XL P disposal sink - Polished satin 304 stainless steel			
Horizontal water inlet		182060	£1,368.18
Vertical water inlet		182070	£1,368.18

XL S disposal sink

Wall-mounted



- Wall-mounted disposal sink.
- Bacteriostatic 304 stainless steel.
- Stainless steel thickness: 1.5mm.
- Smooth surface for easy cleaning.
- Concealed perimetral flushing system.
- Horizontal water inlet: Ø 55mm.
- Recessed horizontal waste outlet: Ø 100mm.
- Concealed drainage: shrouded sink.
- Quick and easy to install from the front thanks to a stainless steel mounting frame.
- Hinged stainless steel bucket grid.
- Weight: 15kg.
- 10-year warranty.



182160

Wall-mounted XL S disposal sink		182160	£1,376.66
Polished satin 304 stainless steel			
Horizontal water inlet			

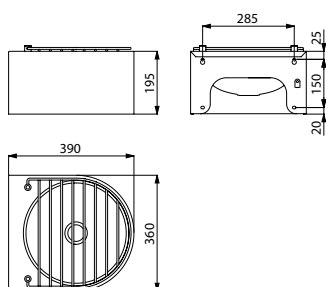
: dispatch within 4 weeks : stock item

Disposal sink

Wall-mounted



- Wall-mounted disposal sink.
- Bacteriostatic 304 stainless steel.
- Stainless steel thickness: 1.2mm.
- Smooth surface for easy cleaning.
- Hinged stainless steel bucket grid.
- Supplied with 1¼" waste.
- Without overflow.
- Supplied with fixing elements.
- Weight: 5.1kg.
- 10-year warranty.



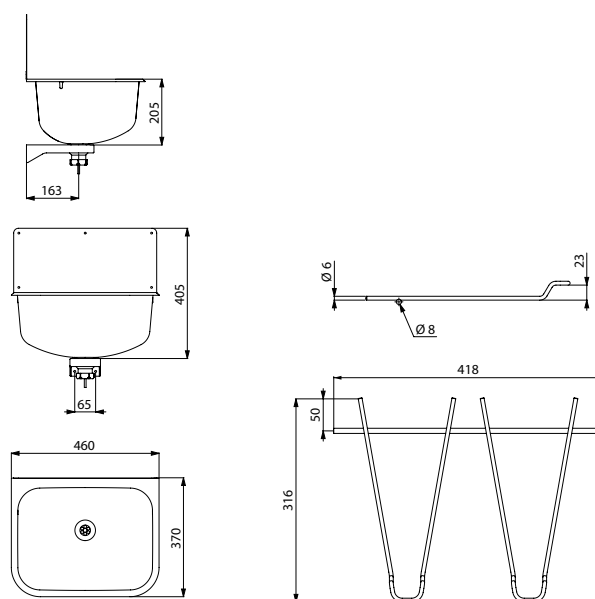
180170

Cleaners' sink with upstand

Wall-mounted



- Wall-mounted cleaners' sink with splashback.
- Bacteriostatic 304 stainless steel.
- Stainless steel thickness: 0.9mm.
- Seam-free, pressed bowl.
- Deep sink.
- Smooth surface. Rounded edges prevent injury.
- Supplied with 1½" waste. Without overflow.
- Supplied with fixing elements and splashback.
- Option to add a stainless steel hinged, lift-up grid.
- Weight: 4.6kg.
- 10-year warranty.



182400

102400

Wall-mounted disposal sink Polished satin 304 stainless steel		180170	£402.95
---	--	---------------	----------------

: dispatch within 4 weeks : stock item

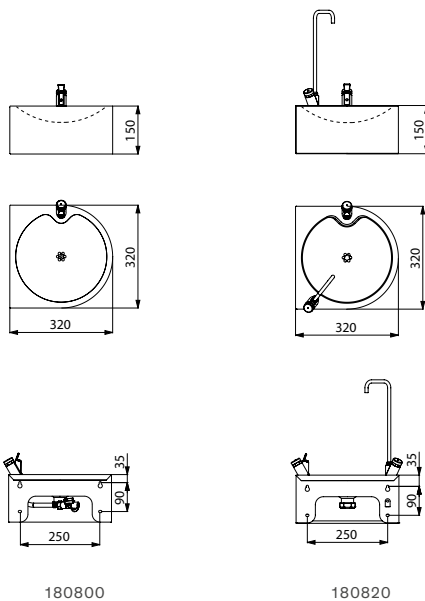
Wall-mounted cleaners' sink with splashback			
Polished satin 304 stainless steel		182400	£345.38
Stainless steel hinged grid for model 182400		102400	£65.90

SD drinking fountains

Wall-mounted



- Wall-mounted drinking fountain.
- Bacteriostatic 304 stainless steel.
- Stainless steel thickness: 1.2mm.
- Rounded edges prevent injury.
- Supplied with WRAS approved bubbler tap: chrome-plated, instant shut-off and adjustable flow rate, inlet M $\frac{3}{8}$ ".
- Flat perforated waste, without screws: easy to clean and vandal-resistant.
- Model ref. 180820 supplied with swan neck tap for filling water bottles and flasks: chrome-plated brass body and stainless steel spout, instant shut-off with adjustable flow rate, M3/8" connection.
- Waste outlet 1 $\frac{1}{4}$ ".
- Supplied with fixing elements.
- Weight: 2.4kg for the model without the swan neck tap; 3 kg for the model with the swan neck tap.
- 10-year warranty.



Wall-mounted SD drinking fountains - Polished satin 304 stainless steel

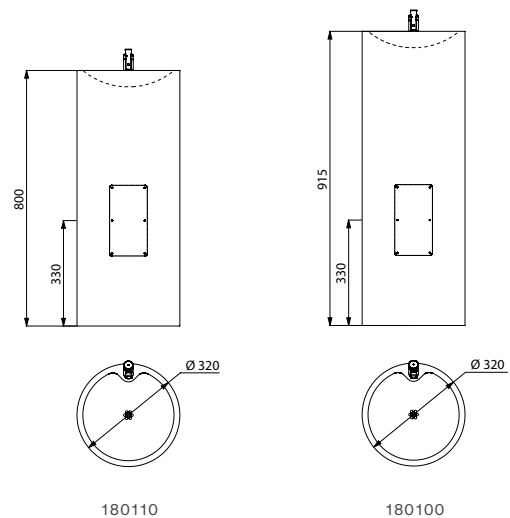
Integrated bubbler tap		180800	£360.74
Integrated bubbler tap and swan neck spout		180820	£435.37

ILHA and ILHA JR drinking fountains

Floor-standing



- Floor-standing drinking fountain.
- Bacteriostatic 304 stainless steel.
- Stainless steel thickness: 0.8mm.
- Available in two different heights: 915mm and 800mm for children.
- Supplied with a WRAS approved bubbler tap: chrome-plated, instant shut-off and adjustable flow rate, inlet M $\frac{3}{8}$ ".
- Flat perforated waste, without screws: easy to clean and vandal-resistant.
- Recessed vertical water outlet. Waste outlet 1 $\frac{1}{4}$ ".
- Weight: 9kg for the 800mm model; 9.6kg for the 915mm model.
- 10-year warranty.



Floor-standing ILHA and ILHA JR drinking fountains with integrated bubbler tap

Polished satin 304 stainless steel - Height 915mm		180100	£712.80
Polished satin 304 stainless steel - Height 800mm		180110	£673.85

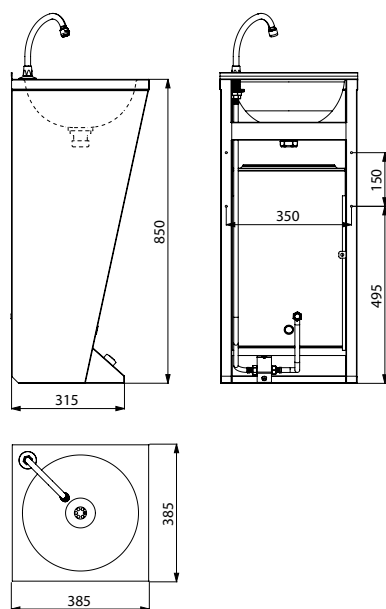
: dispatch within 4 weeks : stock item

SXL hand washbasin

Foot-operated



- Floor-standing, foot-operated hand washbasin.
- Can be fixed to the wall and/or the floor.
- Bacteriostatic 304 stainless steel.
- Stainless steel thickness: 0.8mm.
- Supplied with swan neck spout and time flow tap with 7-second time flow.
- Easy to maintain: access panel at the front.
- Supplied with 1¼" waste.
- Without overflow.
- Supplied with fixing elements.
- CE marked. Complies with European standard EN 14688.
- Weight: 10kg.
- 10-year warranty.



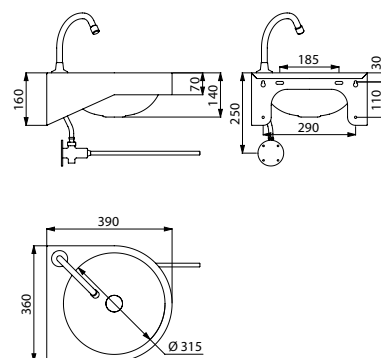
180300

GENOU hand washbasin


Knee-operated



- Wall-mounted, knee-operated hand washbasin.
- Bacteriostatic 304 stainless steel.
- Stainless steel thickness: 1.2mm.
- Rounded edges prevent injury.
- Supplied with swan neck spout and time flow tap with 7-second time flow.
- Supplied with 1¼" waste.
- Without overflow.
- Supplied with fixing elements.
- CE marked. Complies with European standard EN 14688.
- Weight: 5kg.
- 10-year warranty.



180330

Floor-standing SXL hand washbasin with integrated tap Polished satin 304 stainless steel		180300	£746.42
--	---	---------------	----------------

 : dispatch within 4 weeks  : stock item

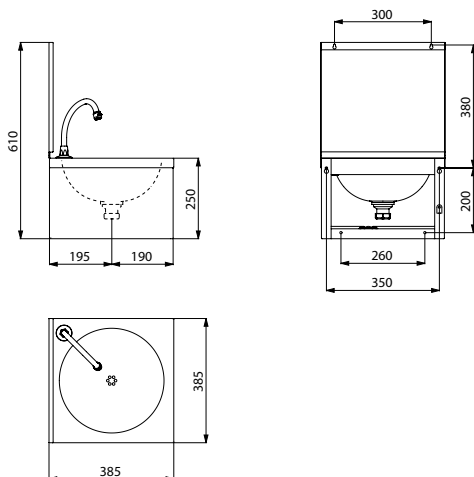
Wall-mounted GENOU hand washbasin with integrated tap - Polished satin 304 st. steel		180330	£498.89
---	---	---------------	----------------

SXS mechanical hand washbasin

Knee-operated



- Wall-mounted, knee-operated hand washbasin.
- Bacteriostatic 304 stainless steel.
- Stainless steel thickness: 0.8mm.
- Rounded edges prevent injury.
- Available with or without splashback.
- Bare model (without tap) or complete model (with tap and pre-mixer).
- Complete model consists of: swan neck spout, soft-touch time flow tap with 7-second time flow and a pre-mixer with non-return valves.
- Flat perforated waste, without screws: easy to clean and vandal-resistant.
- Water savings: flow rate pre-set at 3 lpm.
- Maximum hygiene: no manual contact with tap.
- Without overflow.
- Supplied with fixing elements.
- CE marked. Complies with European standard EN 14688.
- Weight: 4.3kg.
- 10-year warranty.



182320

SXS mechanical hand washbasin without tap			
Hand washbasin alone, without splashback		181310	£277.85
Hand washbasin alone, with splashback		181320	£329.79
SXS mechanical hand washbasin with tap and pre-mixer			
Complete hand washbasin without splashback		182310	£518.05
Complete hand washbasin with splashback		182320	£569.99

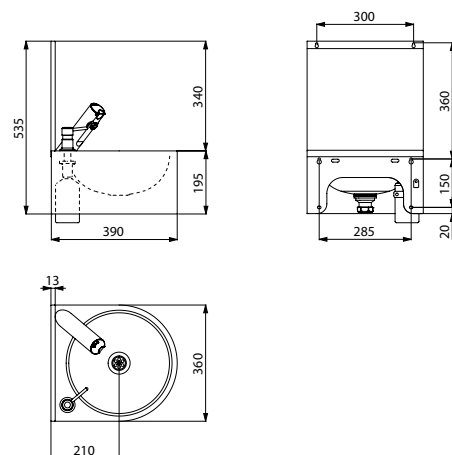
Option: soap dispensers (see page 96)

SXS electronic hand washbasin

Electronic control



- Wall-mounted hand washbasin with electronic control.
- Bacteriostatic 304 stainless steel.
- Stainless steel thickness: 1.2mm.
- Rounded edges prevent injury.
- Available with or without splashback.
- Supplied with a WRAS approved electronic tap with integrated batteries and solenoid valve, a TMV3 and WRAS approved thermostatic mixing valve and a chrome-plated brass soap or hydroalcoholic gel dispenser.
- Supplied with 1 1/4" waste. Without overflow.
- Water savings: flow rate pre-set at 3 lpm.
- Maximum hygiene: no manual contact with tap, reduced-stagnation solenoid valve, duty flush prevents bacterial development.
- Supplied with fixing elements.
- CE marked. Complies with European standard EN 14688.
- Weight: 4.1kg.
- 10-year warranty.



184320

SXS electronic hand washbasin with tap and soap dispenser			
Complete hand washbasin without splashback		18431015	£940.00
Complete hand washbasin with splashback		18432015	£990.65

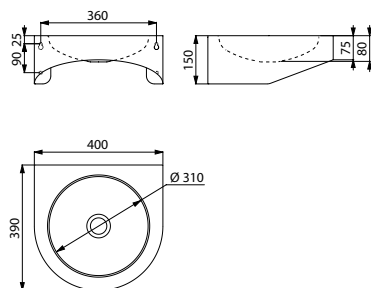
: dispatch within 4 weeks : stock item

PMR XS hand washbasin

Wall-mounted



- Wall-mounted hand washbasin, 400 × 390mm.
- Basin internal diameter: 310mm.
- Bacteriostatic 304 stainless steel.
- Stainless steel thickness: 1.2mm.
- Rounded edges prevent injury.
- Supplied with 1¼" waste.
- Without overflow.
- Supplied with fixing elements.
- CE marked. Complies with European standard EN 14688.
- Weight: 3.9kg.
- 10-year warranty.



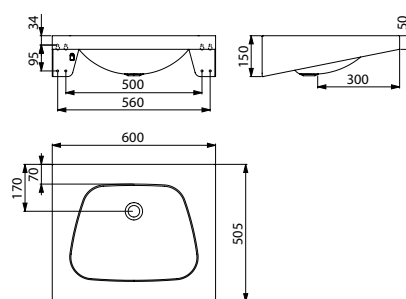
120400

TRAPEZ washbasin

Wall-mounted



- Wall-mounted washbasin, 600 × 505mm.
- Bacteriostatic 304 stainless steel.
- Stainless steel thickness: 1.2mm.
- Rounded edges prevent injury.
- Supplied with 1¼" waste.
- Without overflow.
- Supplied with fixing elements.
- CE marked. Complies with European standard EN 14688.
- Weight: 5.5kg.
- 10-year warranty.



120270

Wall-mounted PMR XS hand washbasin - Polished satin 304 stainless steel

Without tap hole		120400	£294.22
With right tap hole Ø 35mm		123400	£294.22

: dispatch within 4 weeks : stock item

Wall-mounted TRAPEZ washbasin - Polished satin 304 stainless steel

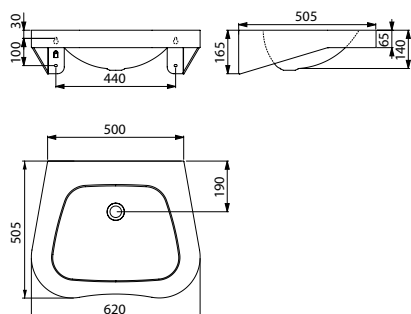
Without tap hole		120270	£409.32
With central tap hole Ø 35mm		121270	£409.32

FRAJU PMR washbasin

Wall-mounted



- Wall-mounted washbasin, 620 × 505mm.
- Bacteriostatic 304 stainless steel.
- Stainless steel thickness: 1.2mm for the bowl and 1.5mm for surround.
- Rounded edges prevent injury.
- Supplied with 1¼" waste.
- Without overflow.
- Supplied with fixing elements.
- CE marked. Complies with European standard EN 14688.
- Weight: 5kg.
- 10-year warranty.



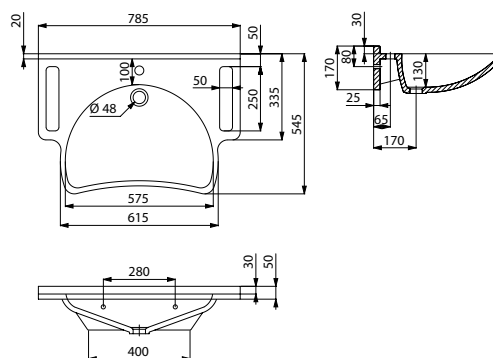
120440

MINERALCAST PMR washbasin

Wall-mounted



- Wall-mounted washbasin, 785 × 545 × 170mm.
- With integral side grips which can be used as a support or a towel holder.
- MINERALCAST: composite material consisting of natural minerals and polyester resin.
- Shallow washbasin.
- Uniform, non-porous surface is easy to clean.
- One-piece cast washbasin, seam-free, for easy maintenance and better hygiene.
- Warm to the touch.
- Without overflow.
- Supplied with fixing elements.
- White, RAL 9016.
- CE marked. Complies with European standard EN 14688.
- Weight: 21.5kg.
- 10-year warranty.




132306

Wall-mounted FRAJU PMR washbasin - Polished satin 304 stainless steel

Without tap hole		120440	£447.71
With central tap hole Ø 35mm		121440	£447.71

Wall-mounted MINERALCAST PMR washbasin with central tap hole Ø 35mm		132306	£674.32
---	--	--------	---------

: dispatch within 4 weeks : stock item



Safety controls

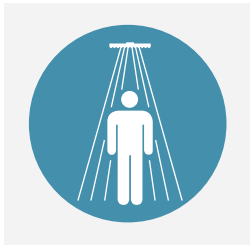
SAFETY
SHOWERS
201



EYE WASH
STATIONS
202



SAFETY CONTROLS: SPECIFICALLY DESIGNED FOR RAPID DECONTAMINATION



Even, conical flow

In order to address the risk of contamination to the body, face and/or eyes posed by harmful chemicals, DELABIE has developed a range of safety controls. DELABIE's safety showers and eye wash stations provide users with an **efficient decontamination** facility at the site of the incident, especially during the initial treatment phase.



Optimised rinsing for eyes

Safety

The shower head with spray diffuser ensures an optimised spray for the whole body. The diameter and orientation of the diffuser ensures an **even, conical flow**.

The spray heads are fitted with aerators and stainless steel double filters to prevent any solid particles in the water pipes coming into contact with the eyes. Protective caps prevent dust and other airborne contaminants entering the valve. The controls are easy to access.



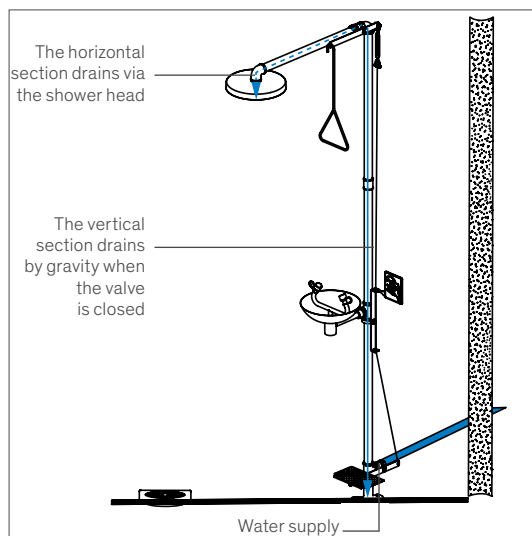
Frost-free system comes as standard

Reliable

DELABIE's safety controls are fitted with **frost-free mechanisms as standard** (see below). They are made from corrosion-resistant materials.

Frost-free system as standard

Most safety equipment is installed outside or in buildings that are not heated. DELABIE's safety controls are fitted with frost-free systems as standard and can be installed inside or outside buildings. The frost-free system ensures that the riser column and shower head will deliver a proper spray with every use (see below). The upstream supply pipework must also be protected from freezing temperatures.



Efficient

DELABIE's safety controls deliver large flow rates which ensure rapid decontamination:

- Eye wash stations: flow rate 20 lpm at 3 bar dynamic pressure.
- Showers: flow rate 70 lpm at 3 bar dynamic pressure.

The diameter and position of the 74 holes in the shower head are designed for optimised rinsing.

User comfort

The protective caps eject automatically with the pressure when the equipment is activated. The spray heads are fitted with aerators which ensure a **gentle spray** to avoid further injury to the user.

Quick to install

DELABIE's safety controls are quick and easy to install. A mixed, potable water supply should be considered (DELABIE recommends installing a thermostatic mixing valve depending on the nature and flow rate of the equipment, see the DELABIE "Commercial Water Controls" catalogue DOC 609 UK. So that the location of the safety controls can be easily identified, green identification signs are supplied with each item.

Easy to operate

DELABIE's safety controls are designed to be **quick and easy to operate**. Water flows when the triangular handle is pulled, the foot pedal is pressed or the hand control is pulled towards the user.

Compliance

DELABIE's safety controls comply with the following European standards:

- Safety showers: European standard EN15154-1.
- Eye wash stations: European standard EN15154-2.
- Identification signs: International standard ISO 3864-1 covering graphic symbols, safety colours and safety signs in the work place and public places. This standard is included in the European directive 92/58/CEE and at an international level by ISO 3864-1.

AND ALSO...

Easy to maintain

Standard parts **can be replaced without dismantling the equipment**. Maintenance staff can change the parts quickly and easily. The equipment must be checked every 15 days to ensure that it is in good working order.

10-year warranty against any manufacturing defect.

CIRCULAR SHOWER HEAD
Even, conical flow



IDENTIFICATION SIGN FOR SAFETY SHOWERS

ERGONOMIC HANDLE
activates shower and eye wash simultaneously




GALVANISED STEEL RISER COLUMN
Reliable

IDENTIFICATION SIGN FOR EYE WASH STATIONS



EYE WASH STATION WITH GENTLE SPRAY
User comfort


STAINLESS STEEL BASIN
Reliable



HAND CONTROL
activates eye wash

DRAINAGE
F1 1/4"

FOOT CONTROL
activates eye wash



WATER INLET F1"

BRASS FIXING PLATE
Reliable



Eye wash and shower combination

Free-standing



- Frost-free system as standard.
- 304 stainless steel basin Ø 250mm with green finish.
- Eye wash spray heads fitted with protective caps in shock-resistant, green ABS. Caps eject automatically when eye wash is activated.
- Flow rate 20 lpm at 3 bar dynamic pressure, aerators with stainless steel double filters.
- Circular shower head Ø 250mm in green, shock-resistant ABS.
- Flow rate 70 lpm at 3 bar dynamic pressure.
- Water supply F1".
- Pipes made from galvanised steel, grey powder-coated finish.
- Triangular pull handle in green powder-coated brass.
- Hand and foot controls in green powder-coated galvanised steel.
- Fixed to the floor by a brass plate (screws not included).
- Supplied with identification signs for first aid equipment: "Safety Shower" and "Safety Eye Wash".
- 10-year warranty.

Operation:

¼-turn, nickel-plated brass valves open and close quickly.

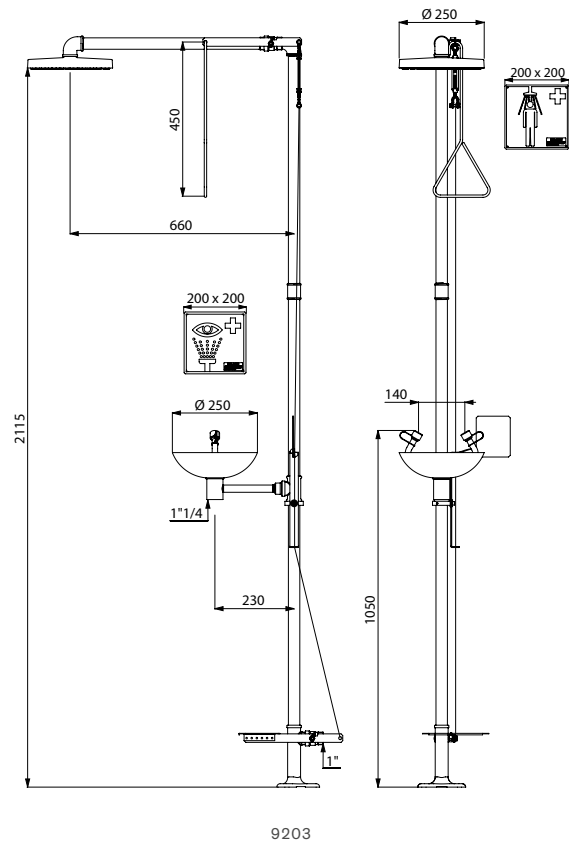
Simultaneous eye wash and shower:

- Water flows simply by pulling on the triangular handle.
- The flow will continue even when the handle is released.
- The flow will stop when the handle is returned to its original position.

Eye wash only:

- Water flow is operated by the foot pedal or the hand control.
- The eye wash will continue to flow when the pedal or hand control is released.
- The water flow will stop when the hand control is pulled towards the user or the foot pedal is raised.

The water does not shut off automatically, allowing the injured person to have both hands free (to remove their clothing, keep their eyes open, etc.).



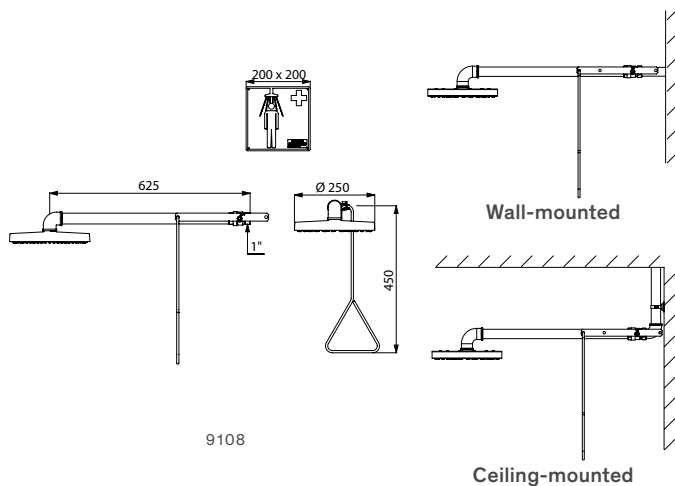
Eye wash and shower combination	9203	£1,065.38
<i>We recommend installing a TMV (see Commercial Water Controls catalogue)</i>		

Wall-mounted recessed safety shower

Horizontal model with manual control



- Frost-free system as standard.
- Circular shower head Ø 250mm in green, shock-resistant ABS.
- ¼-turn, nickel-plated brass valve opens and closes quickly.
- Water flows simply by pulling on the triangular handle.
- The flow will continue even when the handle is released.
- The flow will stop when the handle is returned to its original position.
- Flow rate 70 lpm at 3 bar dynamic pressure.
- Water supply F1".
- Pipes made from galvanised steel, grey powder-coated finish. Triangular pull handle in green powder-coated brass.
- Supplied with identification sign for first aid equipment: "Safety Shower".
- For cross wall installation, with recessed supply, or for mounting on a false ceiling (we recommend a 1" mounting bracket).
- 10-year warranty.



Wall-mounted safety shower	9108	£219.54
-----------------------------------	-------------	----------------

We recommend installing a TMV (see Commercial Water Controls catalogue)

Eye wash station

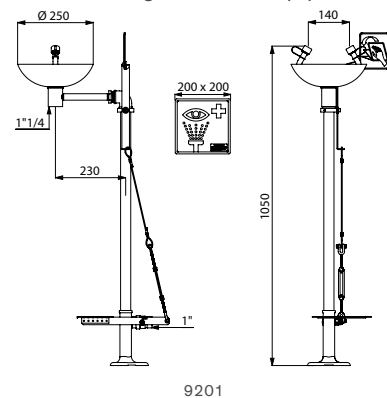
Manual and pedal control



- Eye wash station fitted with frost-free system as standard.
- Green powder-coated 304 stainless steel basin Ø 250mm.
- Eye wash spray heads fitted with protective caps in green ABS; will eject automatically when activated.
- ¼-turn, nickel-plated brass valves open and close quickly.
- 10-year warranty.

Operation:

- Model 9201: water flows when pedal or manual control is pushed.
 - Model 9102: water flows when manual control is pushed.
- The eye wash will continue to operate when the pedal or manual control is released.
- The water will stop when the manual control is pulled towards the user and the foot pedal is raised on the free-standing model.
 - Flow rate 20 lpm at 3 bar dynamic pressure, aerators with stainless steel double filters.
 - Pipes made from galvanised steel, powder-coated grey finish.
 - Pedal and manual controls in green powder-coated galvanised steel.
 - Fixed to the floor by a brass plate (screws not included).
 - Supplied with identification sign for first aid equipment: "Safety Eye Wash".




Eye wash station		
Free-standing, water supply F1"	9201	£725.19
Wall-mounted, water supply M½"	9102	£447.64

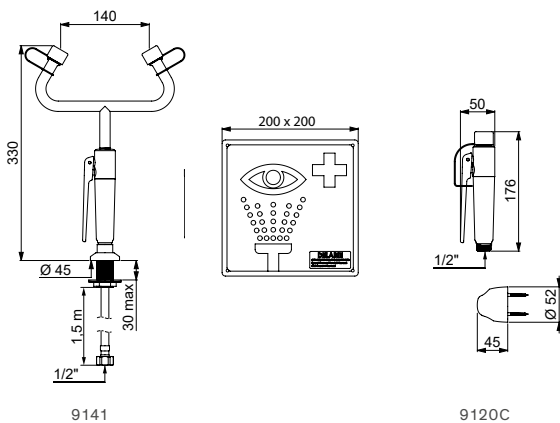
We recommend installing a TMV (see Commercial Water Controls catalogue)

Trigger-operated eye wash - dual/single spray

Trigger-operated



- Eye wash spray heads fitted with protective caps in green ABS; will eject automatically when activated.
- Press the trigger to operate eye wash spray.
- A spring automatically shuts off spray.
- Aerators with stainless steel double filters.
- Ergonomic grip and trigger in green polypropylene.
- Supplied with identification sign for first aid equipment: "Safety Eye Wash".
- 10-year warranty.



Trigger-operated eye wash - dual spray - 9 lpm flow rate		
Wall-mounted with flexible and support L. 1.50m 15 × 100 ½"	9121	£216.53
Deck-mounted, flexible L. 1.50m 15 × 100 ½"	9141	£268.33
Trigger-operated eye wash - single spray - 6 lpm flow rate		
Wall-mounted with flexible and support L. 1.50m 15 × 100 ½"	9120C	£189.48
Deck-mounted, flexible L. 1.50m 15 × 100 ½"	9140C	£234.54

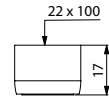
We recommend installing a TMV (see *Commercial Water Controls catalogue*)

Related products



Aerator F22/100

- Aerator F22/100 with grid for comfortable spray.
- For hand sprays ref. 9120C, 9140C, 9121 and 9141 or for eye wash stations ref. 9102, 9201 and 9203.



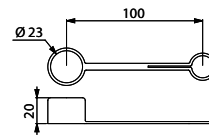
A22D75

Aerator F22/100		
For hand sprays	A22D75	£19.40
For eye wash stations	A22LY75	£19.40



Protective caps for aerators

- Protective caps in green, shock-resistant ABS to protect the spray heads.
- Eject automatically when eye wash is activated.
- Supplied in packs of 2.



91AA75

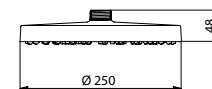
Protective caps		
	91AA75	£8.84

Additional product



Shower head

- Circular shower head Ø 250mm M1".
- Green, shock-resistant ABS.
- **Flow rate 70 lpm** at 3 bar dynamic pressure.
- Water supply F1".
- 10-year warranty.



9225

Shower head		
	9225	£61.77

SAFETY CONTROLS

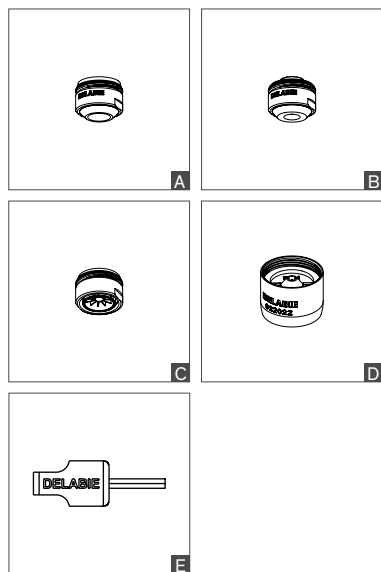


Spare parts Certification Reference index

SPARE
PARTS
206

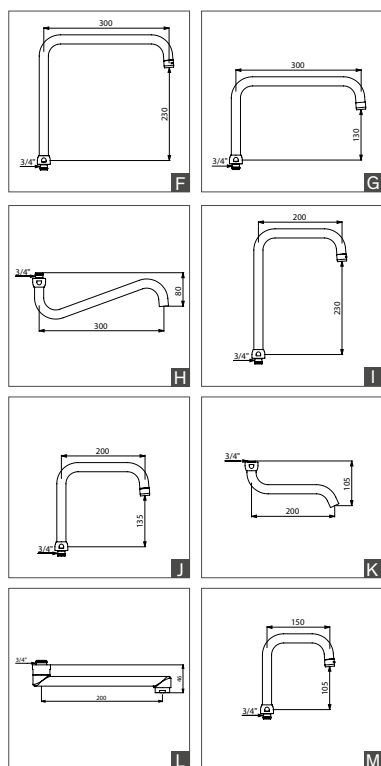
CERTIFICATION
210

REFERENCE
INDEX
216



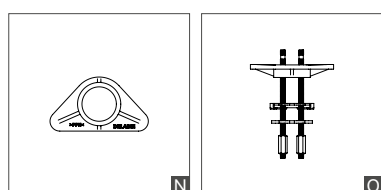
BIOSAFE OUTLETS, FLOW STRAIGHTENERS

BIOSAFE outlets free flow with no grids or partitions in contact with water (with brass collar)			
F22/100 (1 piece) for taps/mixers 25061T1, 2506T1 & H9726 (5 lpm max.)	923022	£7.69	-
F22/100 (50 pieces) for taps/mixers 25061T1, 2506T1 & H9726 (5 lpm max.)	923022.50P	£274.59	-
M24/100 (1 piece) for range 2520 (EP) (5 lpm max.)	923024	£7.69	A
M24/100 (50 pieces) for range 2520 (EP) (5 lpm max.)	923024.50P	£274.59	A
M24/100 (1 piece) for range 2620 (EP) (5 lpm max.)	926024	£7.69	-
M24/100 (1 piece) for range 2640/2641, 2564 & 2565 (5 lpm max.)	922640	£9.55	B
M16,5/100 (1 piece) for range 2920, 2664 & 2665 (5 lpm max.)	922660	£7.38	-
Hygienic flow straightener star-shaped without grid, reduces bacterial development (with brass collar)			
F22/100 (2 pieces)	921022.2P	£9.47	-
F22/100 (50 pieces)	921022.50P	£202.81	-
M24/100 (2 pieces)	921024.2P	£9.47	C
M24/100 (50 pieces)	921024.50P	£202.81	C
Flow straighteners at 3 lpm flow rate can be adjusted using 2.5mm (with brass collar)			
F22/100 with adjustable flow rate (2 pieces)	922022.2P	£10.80	D
M24/100 with adjustable flow rate (2 pieces)	922024.2P	£10.80	-
Key for adjustment (2.5mm Allen key)	C282025	£11.97	E
Removal tool for flow straighteners			
	222429	£4.38	-
Tamperproof screws TORX M5X25 + rawl plugs (4 pieces)			
	999049	£8.19	-
Non-return valves			
With flow rate regulator set at 6 lpm	900007	£10.76	-
For 3/8" connection	900010	£6.82	-



SPOUTS

Spouts L. 300mm			
Over spout Ø 22mm, H. 230mm			
with nut 3/4", flow straightener inserted	963300245F	£105.47	F
Over spout Ø 22mm, H. 120mm			
with nut 3/4", flow straightener inserted	963300145F	£102.38	G
Under spout Ø 22mm, H. 80mm			
with nut 3/4" and flow straightener, not threaded	943300110	£123.83	H
Spouts L. 200mm			
Over spout Ø 22mm, H. 230mm			
with nut 3/4", flow straightener set at 3 lpm (can be adjusted by 2.5mm Allen key)	963200245F	£83.17	I
Over spout Ø 22mm, H. 135mm			
with nut 3/4", flow straightener inserted	963200145F	£80.79	J
Under spout Ø 22mm, H. 105mm			
with nut 3/4" and flow straightener, not threaded, for mixer 2519	943200100M	£83.96	K
Swivelling under spout H. 46mm			
with nut 3/4", flow straightener inserted for 2436 mixers	943200	£69.86	-
Fixed under spout H. 46mm			
with nut 3/4", flow straightener inserted for 2437 mixers	947200	£64.31	L
Spouts L. 150mm			
Over spout Ø 22mm, H. 105mm			
with nut 3/4", flow straightener set at 3 lpm (can be adjusted by 2.5mm Allen key)	963150125F	£75.07	M
Over spout Ø 22mm, H. 100mm			
with nut 3/4" and BIOSAFE outlet	963150923F	£84.50	-
Swivelling under spout H. 46mm			
with nut 3/4", flow straightener inserted for 2446 mixers	943150	£64.54	-
Fixed under spout H. 46mm			
with nut 3/4", flow straightener inserted for 2445, 2446 and 2447 mixers	943151	£71.92	-



FIXINGS

Reinforced fixing kits for deck-mounted mixers/taps for basins			
Fixing plate	256P	£10.97	N
Fixing plate with threaded rods	256FIX	£13.74	O

SOLENOID VALVES

For basins, showers & WCs			
12V MM1/2" for TEMPOMATIC basin mixers/taps	495626	£55.34	A
12V MM1/2" for TEMPOMATIC 1 & 2, BINOPTIC basin mixers/taps	495612	£54.53	A
12V MM1" for TEMPOMATIC WC valves except 463326	461035	£120.89	-
12V MM1" for WC valves 463326	461034	£405.45	-
6V for TEMPOMATIC 3 basin mixers/taps	479651	£123.62	-
6V for TEMPOMATIC 4	479748	£123.62	B
6V for TEMPOMATIC 4 basin mixers/taps (with adjustable flow rate)	479650	£123.62	-
6 V pour TEMPOMATIC 5	479666	£117.11	-
6 V MM3/8" for TEMPOMATIC 1 & 2, BINOPTIC	495606	£123.62	-
6V MM½" for SECURITHERM shower panels	479662	£123.62	-
Electronic unit for TEMPOMATIC WC dual control	461032	£123.62	C

ELECTRONIC CONTROL UNITS

For basins, showers and WCs			
230/12V standard with "duty flush" option, with transformer for basins	495444BC	£227.03	D
230/12V multifunction with transformer for basins, showers, etc.	495445BC	£335.11	D
6V battery-operated for basins	495446BC	£391.02	D
6V with integrated batteries for TEMPOMATIC 3 basins	492446	£218.20	E
6V with integrated batteries for TEMPOMATIC 4 basins	490446	£218.22	F
6V for TEMPOMATIC 4 basins, mains supply	490450	£218.22	F
230/12V multifunction with transformer for dual flush type 463...	463000	£339.95	G

ELECTRICAL SUPPLY CABLES

For TEMPOMATIC 4 basins with mains supply			
6V recessed supply	490240	£107.53	H
6V plug supply	490241UK	£73.82	I
Extension	490230EXT	£23.48	-

SENSORS

For basins, showers and WCs			
With cable 0.10m	495009	£87.03	J
With cable 0.70m	495070	£97.65	J
With cable 1.50m	495149	£107.66	J
With cable 5.00m	495499	£163.53	J
For basins: BINOPTIC and TEMPOMATIC 2, cable 0.70m	CEL378V	£75.80	-
For basins: BINOPTIC and TEMPOMATIC 2, cable 1.50m	CEL378150V	£97.21	-
For basins: BINOPTIC and TEMPOMATIC 2, cable 5.00m	CEL378499V	£163.53	-
For TEMPOMATIC WCs automatic/voluntary, with cable	463399	£230.14	J

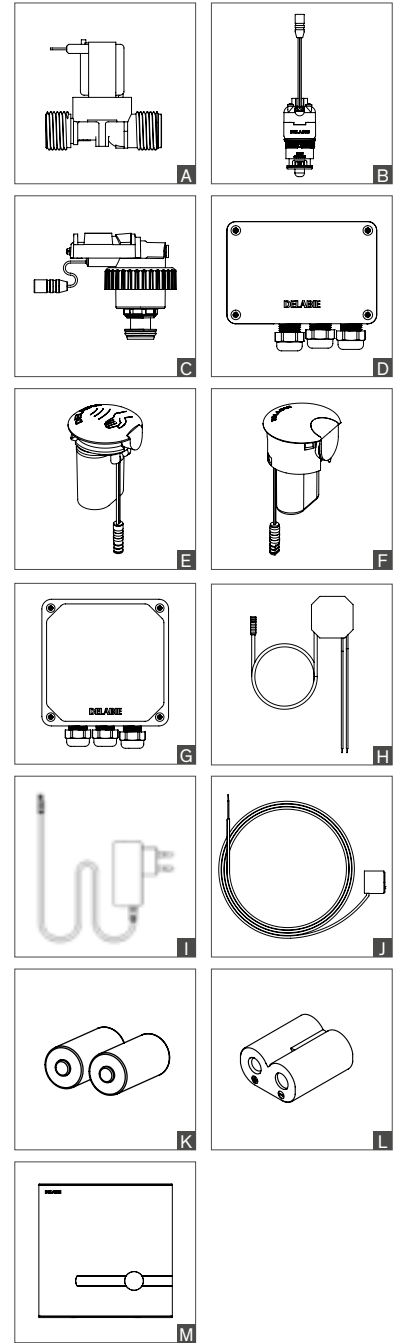
NB: cable cannot be extended or cut.

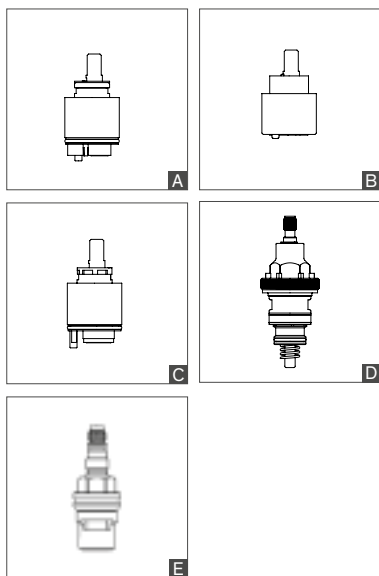
BATTERIES

For basins, showers and WCs			
2 × 3V Lithium batteries CR123 17345	990123	£21.29	K
1 × 6V Lithium battery 223 CR - P2	990223	£23.94	L

CONTROL PLATES WITH INTEGRATED ELECTRONICS

For TEMPOMATIC WC dual control			
Integrated 6V batteries - satin stainless steel finish	464PISP	£395.75	M
230/12V - satin stainless steel finish	464PISS	£469.18	M





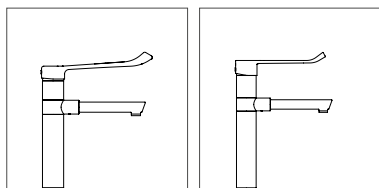
BASINS - SINKS AND SHOWERS

Mixers with ceramic cartridges

	Maintenance kit	Complete cartridge	Type
Ø 40mm cartridges			
Standard cartridges			
With base, with flow rate limiter			
2206, 2406, 2420, 2421, 2445, 2446, 2452, 2455, 2456, 2520, 2521, 20121, 20421, 2720, 2721, 2820, 2821 2539, 2739 (up to 10/2016) 2220, 2221 (up to 12/2019), 2565 (up to 10/2020)	-	- N009AG75	£41.22 A
With base, without flow rate limiter			
2211, 2211L (after 12/2017) 2239, 2252S, 2439, 2538, 2539, 2739	-	- N109AG75	£36.54 -
Without base, with flow rate limiter			
20164T1, 20164T4, 20464T1, 20464T4, 20870T1, 20870T3, 20871T1, 20871T3	753256	£9.76 N201AG75	£78.70 -
Without base, without flow rate limiter			
2210, 2519, 2543, 2597 2211, 2211L, 2599 (up to 12/2017)	-	- N148AA75	£35.27 -
2510	753256	£9.76 N148AA75	£35.27 -
Without base, with flow rate limiter			
2246, 2410, 2443, 2561C, 2562C, 2569, 2595, 20870 & 20164/20464 (up to 02/2012)	-	- N248AA75	£41.22 B
2564 (up to 10/2020), 2522, 2870 (up to 10/2021)	753256	£9.76 N248AA75	£41.22 B

New and old design

2870/2871 range

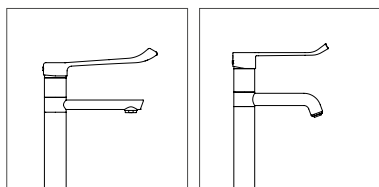


2870, 2871
Old design

2870, 2871
New design

	Maintenance kit	Complete cartridge	Type
Ø 35mm cartridges			
Standard cartridge with base			
2506T2, 2506T3, 2542, 2599 2564Tx, 2565Tx (after 10/2020) 2870/2871 (after 10/2021)	-	- NS262	£41.22 -
2620, 2621, 2620MINI, 2621MINI	-	- NSB262	£41.22 -
2220, 2220L, 2221, 2221L (after 01/2020) 2506T1, 25061T1	-	- N222	£41.22 -
Standard sequential cartridge with base			
2436, 2436S, 2437, 2437S	-	- N243I	£64.31 -
2640, 2640S, 2641, 2641S	-	- N243	£54.94 -

2564/2565 range



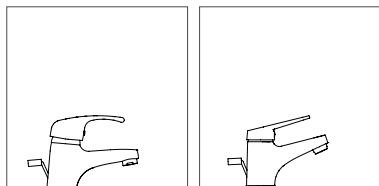
2564, 2565
Old design

2564, 2565
New design

Mixers with pressure-balancing ceramic cartridges

	Maintenance kit	Complete cartridge	Type
Ø 40mm cartridges with base			
2211EP, 2211LEP, 2239EP, 2439EP, 2445EP, 2445LEP, 2446EP, 2446LEP, 2455EP, 2455LEP, 2456EP, 2456LEP, 2520EP, 2521EP, 2539EP, 2720TEP, 2721TEP, 2739EP, 2739TEP, 2820TEP, 2821TEP 2565TxEP (up to 10/2020)	-	- N252	£105.84 C
Ø 35mm cartridges with base			
2542EP, 2599EP, 2620EP, 2621EP, 2620MINIEP, 2621MINIEP, 2564TxEP, 2565TxEP (after 10/2020) 2870TxEP, 2871TxEP (after 10/2020)	-	- N262	£95.98 -

2220/2221 range



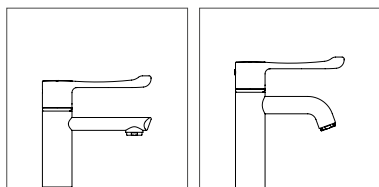
2220, 2221
Old design

2220, 2221
New design

Mixers with thermostatic cartridges

	Maintenance kit	Complete cartridge	Type
Sequential thermostatic cartridges			
H9611P, H9614P, H9615	-	- N961	£201.74 -
H9600, H9605, H9612, H9613, H9620, H9625, H9642	-	- N960	£201.74 -
H9631, H9631L, H9633, H9633L	-	- N962	£218.91 -
H963015, H9630S, H9632, H9634, H9635, H9636, H963615, H9637, H9638, H963915, H964015, H9640S, H964115	-	- N963	£201.74 -
Thermostatic cartridges			
H9739 & H9739S	-	- N97L	£176.40 -
H9741TP & H9752P	-	- N97LR	£176.40 D
H9716 & H9726	-	- N9726	£199.87 -
9768, 9769, H9768, H9768S, H9768TP, H9769 & H9769S	-	- N9769	£214.39 -
792400, 792410, 792...	-	- 743792	£140.62 -
½" ceramic head, ¼-turn			
9741, H9716, H9726, H9739, H9752S	-	- 9741TET	£35.52 E

H9600/H9605 range



H9600/H9605
Old design

H9600/H9605
New design

Mixers with valve head or ceramic head

	Maintenance kit	Complete cartridge	Type
Guided valve head Ø 22.5mm + cover			
for range 5800 except 5807 and 5808	-	- P120AA75	£97.48 -

Counterweight

	Maintenance kit	Complete cartridge	Type
Counterweight for mixers with retracting hand sprays			
2211, 2211EP, 2211L, 2211LEP, H9612, 1316 2599, 2599EP, H9613	2211CP	£12.68	- - A

BASINS - SINKS AND SHOWERS**Non-manual controls**

TEMPOGENOU 734100, 735100, 735000, 735400, 73544715	-	-	743305	£49.02	B
MONOFOOT 736001, 736101, 736102	753736	£22.17	-	-	-
MIXFOOT 739000, 739100, 739102	753739	£30.08	-	-	-

WC**Cartridges**

	Maintenance kit	Complete cartridge	Type		
For TEMPOFLUX 2					
762901, 762902, 576211, 578300DE, 578305DE	-	-	743622	£79.89	C
762150	-	-	743623	£78.45	-
576227, 578400DE, 578405DE	-	-	743677	£116.50	-
For TEMPOFLUX 3					
763000, 763040, 763041	-	-	743765	£40.57	D

Control plates**For recessed TEMPOFLUX 3 WCs**

Satin stainless steel			763PIM	£121.07	-
Chrome-plated metal			763PMM	£215.41	-

BED PAN CLEANERS**½" Ceramic head, ¼-turn right**

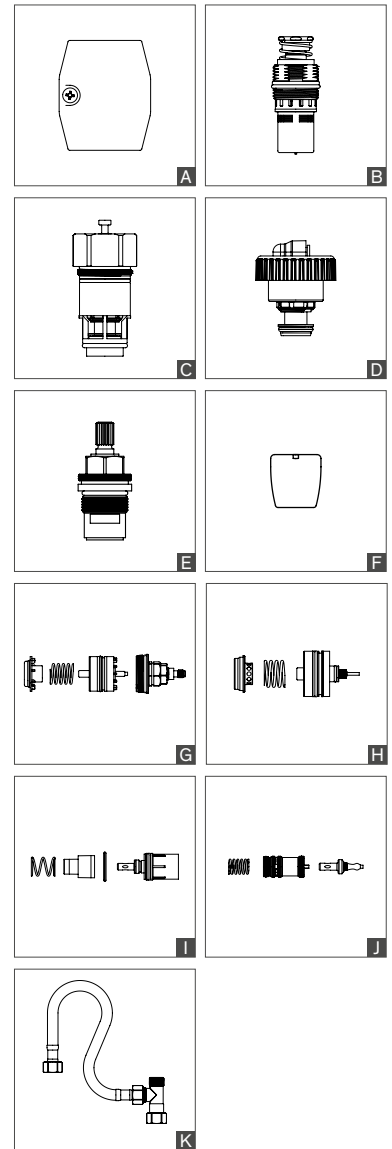
158100, 2591, 2592, 2594	-	-	P482AJ75	£26.93	E
Nozzle					
15846, 434000, 434065	434000D	£7.21	-	-	F

GROUP THERMOSTATIC MIXING VALVES

	Maintenance kit	Type
For PREMIX COMPACT		
733015, 733016, 733020, 733021 (old design)	753733	£44.53 I
733015, 733020, 733115, 733116 (new design)	753734	£44.53 -
For PREMIX NANO		
732012, 732016, 732115, 732116, 732216	743732	£42.99 J
Connection kit ¾" for 732216	732515	£47.00 K

SOAP DISPENSERS

SOAP DISPENSERS					
729008, 729108, 729508	729302	£18.93	729308	£68.30	-
729012, 729112, 729512	729302	£18.93	729312	£73.53	-
729150, 729200	729302	£18.93	729303	£68.30	-



**WATER REGULATIONS
ADVISORY SERVICE**



All sanitary fittings that deliver water from a public mains water supply must comply with the Water Supply (Water Fittings) Regulations (1999) or Scottish Byelaws.

These fittings must be of an 'appropriate quality and standard' and must not contaminate the water or cause wastage.

Products that are WRAS approved demonstrate this compliance and are recognised by all water suppliers in the UK.

TMV3 SCHEME



The TMV scheme, administered by NSF International, certifies that TMV3-designated thermostatic mixing valves (TMVs) conform to performance requirements of D08 for valves used in high-risk areas of healthcare premises. The Department of Health's HTM 04-01 specifies that Type 3 valves must comply with D08 requirements.

TMV2-designated thermostatic mixing valves are compliant with BS EN 1111 (high pressure) and/or 1287:1999 (low pressure), as required by UK Building Regulations Part G to reduce the risk of scalding in domestic or other domestic type situations.

Reference	Product	WRAS Certificate	Expiry Date	BuildCert Certificate	Expiry Date	Page
20002	2 x BIOCLIP stainless steel spouts L129mm Ø28	WRAS1811017	30/11/23	-	-	54
20040	BIOFIL 2M sterile filter spout L. 138mm Ø22mm	Renewal	-	-	-	23
20250	BIOFIL 2M sterile tap filter, shower flow	WRAS2106051	30/06/26	-	-	21
20251	BIOFIL 2M sterile tap filter, straight flow	WRAS2106051	30/06/26	-	-	21
20261	BIOFIL 2M sterile screw-in shower filter	WRAS2106051	30/06/26	-	-	22
20350	BIOFIL 3M sterile tap filter, shower flow	WRAS2106052	30/06/26	-	-	21
20351	BIOFIL 3M sterile tap filter, straight flow	WRAS2106052	30/06/26	-	-	21
20361	BIOFIL 3M sterile screw-in shower filter	WRAS2106052	30/06/26	-	-	22
20450	BIOFIL 4M sterile tap filter, shower flow	WRAS2106052	30/06/26	-	-	21
20451	BIOFIL 4M sterile tap filter, straight flow	WRAS2106052	30/06/26	-	-	21
20461	BIOFIL 4M sterile screw-in shower filter	WRAS2106052	30/06/26	-	-	22
2446LEPUK	EP sink mixer c-c 150, fixed spout L150, Hyg L., inline S/C	WRAS2004055	30/04/25	-	-	92
2447LEPUK	EP sink mixer c-c 200, fixed spout L150, Hyg L., inline S/C	WRAS2004055	30/04/25	-	-	92
2447LUK	Mech sink mixer c-c 200, fixed spout L150, Hyg L., in-L S/C	WRAS2004055	30/04/25	-	-	92
2541	Waterproof recessed shower mixer, kit 2/2 (+254BOX)	WRAS2211049	30/11/27	-	-	136
2541EP	Waterproof recessed EP shower mixer, kit 2/2 (+254BOX)	WRAS2211049	30/11/27	-	-	136
254BOX	Waterproof recessed housing for mech shower no elbow kit 1/2	WRAS2211049	30/11/27	-	-	136
254CBOX	Waterproof recessed housing for mech shower w elbow kit 1/2	WRAS2211049	30/11/27	-	-	136
2551	Waterproof rec shower mixer with elbow kit 2/2 (+254CBOX)	WRAS2211049	30/11/27	-	-	136
2551EP	Waterproof rec EP shower mixer with elbow kit 2/2 (+254CBOX)	WRAS2211049	30/11/27	-	-	136
2564T1	Mech basin mixer high swivel spout H.165 L.140 Hygiene lever	WRAS2205018	31/05/27	-	-	55
2564T1EP	EP basin mixer high swivel spout H.165 L.140, Hygiene lever	WRAS2205018	31/05/27	-	-	55
2564T2	Mech basin mixer high swivel spout H.165 L.220 Hygiene lever	WRAS2205018	31/05/27	-	-	55
2564T2EP	EP basin mixer high swivel spout H.165 L.220, Hygiene lever	WRAS2205018	31/05/27	-	-	55
2564T3	Mech basin mixer high swivel spout H.305 L.140 Hygiene lever	WRAS2205018	31/05/27	-	-	69
2564T3EP	EP basin mixer with high swivel spout H.305 L.140 Hyg lever	WRAS2205018	31/05/27	-	-	69
2564T4	Mech basin mixer high swivel spout H.305 L.220 Hygiene lever	WRAS2205018	31/05/27	-	-	69
2564T4EP	EP basin mixer with high swivel spout H.305 L.220, Hyg lever	WRAS2205018	31/05/27	-	-	69
2564T5	Mech basin mixer high swivel spout H.205 L.170 Hygiene lever	WRAS2205018	31/05/27	-	-	55
2564T5EP	EP basin mixer high swivel spout H.205 L.170, Hygiene lever	WRAS2205018	31/05/27	-	-	55
2565T1	Mechanical basin mixer high fixed spout H165 L140, Hyg lever	WRAS2109034	30/09/26	-	-	55
2565T1EP	EP basin mixer high fixed spout H.165 L.140 Hygiene lever	WRAS2109034	30/09/26	-	-	55
2565T3	Mech basin mixer high fixed spout H.305 L.140, Hygiene lever	WRAS2109034	30/09/26	-	-	69
2565T3EP	EP basin mixer high fixed spout H.305 L.140 Hygiene lever	WRAS2109034	30/09/26	-	-	69
2565T5	Mechanical basin mixer high fixed spout H205 L170 Hyg lever	WRAS2109034	30/09/26	-	-	55
2565T5EP	EP basin mixer high fixed spout H.205 L.170, Hygiene lever	WRAS2109034	30/09/26	-	-	55
2621	BIOSAFE mechanical basin mixer H95 no waste, solid lever	Renewal	-	-	-	47
26216	BIOSAFE mech basin mixer H95mm no waste, solid lever, copper	Renewal	-	-	-	47
26216EP	BIOSAFE EP basin mixer H95mm no waste, solid lever, copper	Renewal	-	-	-	47
26216MINI	BIOSAFE mech basin mixer H.50 no waste, solid lever, copper	Renewal	-	-	-	47
26216MINIEP	BIOSAFE EP basin mixer H50mm no waste, solid lever, copper	Renewal	-	-	-	47
2621EP	BIOSAFE EP basin mixer H95 no waste, solid lever	Renewal	-	-	-	47
2621MINI	BIOSAFE mech basin mixer H50mm no waste, solid lever	Renewal	-	-	-	47

Reference	Product	WRAS Certificate	Expiry Date	BuildCert Certificate	Expiry Date	Page
2621MINIEP	BIOSAFE EP basin mixer H50mm no waste, solid lever	Renewal	-	-	-	47
2640	Wall-mtd seq basin mixer fixed/swivel spout L120 offset SC	WRAS2012073	31/12/25	-	-	-
2640P	Wall-mtd mech mixer fixed/swivel spout L.120 inline STP/CHK	WRAS2012073	31/12/25	-	-	90
2641	Wall-mtd seq basin mixer fixed/swivel spout L200 offset SC	WRAS2012073	31/12/25	-	-	-
2720L	Mechanical basin mixer H.95mm L.120mm + waste, Hygiene lever	WRAS2104704	31/04/2026	-	-	41
2720LEP	EP basin mixer H.95mm L.120mm + waste, Hygiene lever	WRAS2104703	31/04/2026	-	-	41
2720T	Mechanical basin mixer H.95mm L.120mm + waste, solid lever	WRAS2104704	31/04/2026	-	-	41
2720TEP	EP basin mixer H.95mm L.120mm + waste, solid lever	WRAS2104703	31/04/2026	-	-	41
2721L	Mechanical basin mixer H95mm L120mm, no waste, Hygiene lever	WRAS1807008	31/07/23	-	-	41
2721LEP	EP basin mixer H.95mm L.120mm, no waste, Hygiene lever	WRAS1807008	31/07/23	-	-	41
2721T	Mechanical basin mixer H95mm L120mm, no waste, solid lever	WRAS1807008	31/07/23	-	-	41
2721TEP	EP basin mixer H95mm L120mm, no waste, solid lever	WRAS1807008	31/07/23	-	-	41
2739	Securitouch mechanical shower mixer, sculptured lever, SC	WRAS2004010	30/04/25	-	-	133
2739EP	SECURITHERM EP shower mixer, sculptured lever, SC unions	WRAS2004010	30/04/25	-	-	133
2739EPS	SECURITHERM EP shower mixer, sculptured lever, offset std	WRAS2004010	30/04/25	-	-	133
2739S	Securitouch mechanical shower mixer, sculptured lever, std	WRAS2004010	30/04/25	-	-	133
2739T	Securitouch mechanical shower mixer, solid lever, SC unions	WRAS2004010	30/04/25	-	-	133
2739TEP	SECURITHERM EP shower mixer, solid lever, SC unions	WRAS2004010	30/04/25	-	-	133
2739TEPS	SECURITHERM EP shower mixer, solid lever, standard unions	WRAS2004010	30/04/25	-	-	133
2739TS	Securitouch mechanical shower mixer, solid lever, std unions	WRAS2004010	30/04/25	-	-	133
2820L	BIOCLIP mechanical basin mixer H95 L120 waste Hygiene lever	WRAS2104704	31/04/2026	-	-	39
2820LEP	BIOCLIP EP basin mixer H95mm L120mm, waste, Hygiene lever	WRAS2104703	31/04/2026	-	-	39
2820T	BIOCLIP mech basin mixer H95mm L120mm waste, solid lever	WRAS2104704	31/04/2026	-	-	39
2820TEP	BIOCLIP EP basin mixer H95mm L120mm, waste, solid lever	WRAS2104703	31/04/2026	-	-	39
2821L	BIOCLIP mechanical basin mix H95 L120 no waste Hygiene lever	WRAS1807008	31/07/23	-	-	39
2821LEP	BIOCLIP EP basin mix H95mm L120mm no waste, Hygiene lever	WRAS1807008	31/07/23	-	-	39
2821T	BIOCLIP mech basin mixer H95mm L120mm no waste solid lever	WRAS1807008	31/07/23	-	-	39
2821TEP	BIOCLIP EP basin mixer H95mm L120mm, no waste, solid lever	WRAS1807008	31/07/23	-	-	39
30040	BIOFIL 2M non-sterile filter spout L. 138mm Ø22mm	Renewal	-	-	-	23
30250	BIOFIL 2M non-sterile tap filter, shower flow	WRAS2106051	30/06/26	-	-	21
30251	BIOFIL 2M non-sterile tap filter, straight flow	WRAS2106051	30/06/26	-	-	21
30261	BIOFIL 2M non-sterile clip-in shower filter	WRAS2106051	30/06/26	-	-	22
30350	BIOFIL 2M non-sterile screw-in shower filter	WRAS2106052	30/06/26	-	-	21
30351	BIOFIL 3M non-sterile tap filter, shower flow	WRAS2106052	30/06/26	-	-	21
30361	BIOFIL 3M non-sterile tap filter, straight flow	WRAS2106052	30/06/26	-	-	22
30450	BIOFIL 4M non-sterile tap filter, shower flow	WRAS2106052	30/06/26	-	-	21
30451	BIOFIL 4M non-sterile tap filter, straight flow	WRAS2106052	30/06/26	-	-	21
30461	BIOFIL 4M non-sterile screw-in shower filter	WRAS2106052	30/06/26	-	-	22
311QU1	Swan neck fountain tap M3/8"	WRAS1912028	31/12/24	-	-	-
312QU1	Bubbler tap chromed M3/8" for fountain	WRAS1912028	31/12/24	-	-	-
37801515	BINOPTIC basin tap Ø15 for comp. fitting 230/12V + trans	WRAS1912055	31/12/24	-	-	29
378MCH15	BINOPTIC MIX basin mixer Ø15 for CF mains 230/12V + trans	WRAS1912055	31/12/24	-	-	29
379D1315	BINOPTIC c-w 190 basin tap Ø15 for CF spout L135 mains +trans	WRAS1910041	31/10/24	-	-	84
379DER15	BINOPTIC c-w 190 basin tap Ø15 for CF spout L205 mains +trans	WRAS1910041	31/10/24	-	-	84
379ENC15	BINOPTIC rec basin tap Ø15 for CF spout L200 mains + trans	WRAS1910041	31/10/24	-	-	84
379MCH15	BINOPTIC MIX c-wall 110 basin mix Ø15 for CF mains + trans	WRAS1910041	31/10/24	-	-	84
38801515	BINOPTIC basin tap Ø15 for CF H.170mm 230/12V mains supply	WRAS2003049	31/03/25	-	-	63
388MCHLH15	BINOPTIC MIX basin Ø15 for CF H.170mm mixer 230/12V mains	WRAS2003049	31/03/25	-	-	63
39801515	BINOPTIC basin Ø15 for CF H.250mm tap 230/12V mains supply	WRAS2003049	31/03/25	-	-	63
398MCHLH15	BINOPTIC MIX basin Ø15 for CF H.250mm mixer 230/12V mains	WRAS2003049	31/03/25	-	-	63
44000115	TEMPOMATIC 4 basin tap M1/2" rec UK mains plug Ø15 stopcock	Renewal	-	-	-	32
440006	TEMPOMATIC 4 basin tap F3/8" int. 6V batteries + stopcock	Renewal	-	-	-	-
44000615	TEMPOMATIC 4 basin tap M1/2" 6V batteries 15mm + stopcock	Renewal	-	-	-	32
443406	TEMPOMATIC 4 wall mounted basin tap M1/2" 6V batteries L.130	WRAS2204045	31/04/2027	-	-	85
443506	TEMPOMATIC 4 wall mounted basin tap M1/2" 6V batteries L190	WRAS2204045	31/04/2027	-	-	85
44900115	TEMPOMATIC 5 basin tap M1/2" UK mains plug Ø15 + stopcock	Ongoing	-	-	-	33

DELABIE / Certification

Reference	Product	WRAS Certificate	Expiry Date	BuildCert Certificate	Expiry Date	Page
44900615	TEMPOMATIC 5 basin tap M1/2" 6V batteries 15mm + stopcock	Ongoing	-	-	-	33
464000	TEMPOMATIC WC dual control recessed st steel 230/6V kit 2/2	WRAS2112033	31/12/26	-	-	164
464006	TEMPOMATIC WC dual control recessed st steel 6V bat. kit 2/2	WRAS2112033	31/12/26	-	-	164
464PBOX	TEMPOMATIC WC 3/4" rec dual ctrl vlv 6V bat kit 1/2 (+464006)	WRAS2112033	31/12/26	-	-	164
464SBOX	TEMPOMATIC WC 3/4" dual control rec 230/6V kit 1/2 (+464000)	WRAS2112033	31/12/26	-	-	164
48801515	BINOPTIC basin Ø15 for CF tap H.170mm 6V battery operated	WRAS2003049	31/03/25	-	-	63
488MCHLH15	BINOPTIC MIX Ø15 for CF mixer H.170mm 6V battery operated	WRAS2003049	31/03/25	-	-	63
49000115	TEMPOMATIC MIX 4 basin M1/2" rec UK mains plug Ø15 stopcocks	Renewal	-	-	-	32
490006	TEMPOMATIC MIX 4 basin mixer F3/8" 6V batteries + stopcocks	Renewal	-	-	-	-
49000615	TEMPOMATIC MIX 4 basin mix M1/2" batteries 15mm + stopcocks	Renewal	-	-	-	32
49900115	TEMPOMATIC MIX 5 basin M1/2" rec UK mains plug Ø15 stopcocks	Ongoing	-	-	-	33
49900615	TEMPOMATIC MIX 5 basin mix M1/2" batteries 15mm + stopcocks	Ongoing	-	-	-	33
709000	Recessed vandal proof ROUND shower head M1/2"	WRAS1904701	30/04/24	-	-	137
712000	TONIC JET vandal proof recessed shower head M1/2"	WRAS1904701	30/04/24	-	-	137
732115	PREMIX NANO thermostatic mixer Ø15mm nickel body	WRAS1910701	31/10/24	-	-	102
732116	PREMIX NANO thermostatic mixer Ø15mm chromed body	WRAS1910701	31/10/24	-	-	102
733115	PREMIX COMPACT thermostatic mixer M1/2" Ø15mm rough body	Ongoing	-	-	-	102
733116	PREMIX COMPACT thermostatic mixer M3/4" Ø15mm rough body	Ongoing	-	-	-	102
734100	TEMPOGENOU angled MM1/2" lever L350 ~7sec	WRAS1907013	31/07/24	-	-	100
735400	TEMPOGENOU inline MM1/2" lever L350 ~7sec	WRAS1907013	31/07/24	-	-	100
735447	TEMPOGENOU inline MM1/2", lever L350 ~7sec comp. fittings	WRAS1907013	31/07/24	-	-	-
73544715	TEMPOGENOU inline MM1/2", lever L350 ~7sec comp fit + olives	WRAS1907013	31/07/24	-	-	100
792324	SECURITHERM therm SS panel top inlets ~30sec handset + fixed	WRAS2203702	31/03/27	-	-	129
792334	SECURITHERM therm SS panel rear inlet ~30sec handset + fixed	WRAS2203702	31/03/27	-	-	129
792344	SECURITHERM st steel therm sh panel top inlets + handspray	WRAS2203702	31/03/27	-	-	129
792354	SECURITHERM st steel therm sh panel back inlets + handspray	WRAS2203702	31/03/27	-	-	129
792770T	SECURITHERM TMV3 therm shower with filters for panels 1-7mm	WRAS2203702	31/03/27	-	-	-
808B.25P	25 × blue disposable shower kits L.0.85m	WRAS2207910	31/07/27	-	-	140
808Y.25P	25 × yellow disposable shower kits L.0.85m	WRAS2207910	31/07/27	-	-	140
809B.25P	25 × blue disposable shower kits L.1.50m	WRAS2207910	31/07/27	-	-	140
809Y.25P	25 × yellow disposable shower kits L.1.50m	WRAS2207910	31/07/27	-	-	140
820122N	Push-fit union F22/100 for BIOFIL tap filter	WRAS2204046	30/04/27	-	-	21
820123	Push-fit union M1/2" for BIOFIL tap filter	WRAS2204046	30/04/27	-	-	21
820124N	Push-fit union M24/100 for BIOFIL tap filter	WRAS2204046	30/04/27	-	-	21
820125	Push-fit union M24×125 for BIOFIL tap filter	WRAS2204046	30/04/27	-	-	21
820126N	Push-fit union M16.5×100 for BIOFIL tap filter	WRAS2204046	30/04/27	-	-	21
821122	Anti-vandal union F22/100 for BIOFIL tap filter	WRAS2204046	30/04/27	-	-	21
821123	Anti-vandal union M1/2" for BIOFIL tap filter	WRAS2204046	30/04/27	-	-	21
821124	Anti-vandal union M24/100 for BIOFIL tap filter	WRAS2204046	30/04/27	-	-	21
821125	Anti-vandal union M24/125 for BIOFIL tap filter	WRAS2204046	30/04/27	-	-	21
941120	Wall mounted fixed L-shaped spout M1/2" L120 - H60 adj FS	WRAS1811017	30/11/23	-	-	101
947120	Wall mounted fixed spout M1/2" L.110 H16 Ø32 adjustable FS	WRAS1811017	30/11/23	-	-	101
947135	Wall mtd fixed spout M1/2" L120 H16 Ø32 adj FS + plate Ø60	WRAS1811017	30/11/23	-	-	101
947151	Fixed spout for walls 165mm M1/2" L120 Ø32 adjustable FS	WRAS1811017	30/11/23	-	-	101
947157	Fixed spout for walls 165mm M1/2" L170 Ø32 adjustable FS	WRAS1811017	30/11/23	-	-	101
947170	Wall mounted fixed spout M1/2" L160 H16 Ø32 adjustable FS	WRAS1811017	30/11/23	-	-	101
9632SRV	Sub-assembly for thermostatic sequential mixer	Ongoing	-	Ongoing	-	-
9639SRV	Single control thermostatic sequential mixer	Ongoing	-	Ongoing	-	-
967152	Swivel swan neck spout M1/2" L150 H120 adj flow straightener	WRAS1811018	30/11/23	-	-	101
967202	Swivel swan neck spout M1/2" L200 H200 adj flow straightener	WRAS1811018	30/11/23	-	-	101
H9600	SECURITHERM therm sequential basin mixer H.95 L.120 no waste	WRAS1907015	31/07/24	NSF2176	07/11/2024	40
H960015	Therm seq basin mixer H.95 L.120, lever L.146, 15mm no waste	WRAS1907015	31/07/24	NSF2176	07/11/2024	40
H960015L	Therm seq basin mixer H.95 L.120, lever L.100, 15mm no waste	WRAS1907015	31/07/24	NSF2176	07/11/2024	40
H9600610	Therm seq basin mix H95 L120 lever L146 copper tail no waste	WRAS1907015	31/07/24	NSF2176	07/11/2024	40
H9600610L	Therm seq basin mix H95 L120 lever L100 copper tail no waste	WRAS1907015	31/07/24	NSF2176	07/11/2024	40

Reference	Product	WRAS Certificate	Expiry Date	BuildCert Certificate	Expiry Date	Page
H9605	SECURITHERM therm sequential BIOCLIP basin mixer H95 L120mm	WRAS1907015	31/07/24	NSF2176	07/11/2024	38
H960515	SECURITHERM seq BIOCLIP basin mixer H.95 L.120 L.146, 15mm	WRAS1907015	31/07/24	NSF2176	07/11/2024	38
H960515L	SECURITHERM seq BIOCLIP basin mixer H.95 L.120 L.100, 15mm	WRAS1907015	31/07/24	NSF2176	07/11/2024	38
H9605610	SECURITHERM seq BIOCLIP basin mix H95 L120 lever L146 copper	WRAS1907015	31/07/24	NSF2176	07/11/2024	38
H9605610L	SECURITHERM seq BIOCLIP basin mix H95 L120 lever L100 copper	WRAS1907015	31/07/24	NSF2176	07/11/2024	38
H9611P	SECURITHERM therm seq mixer SS BIOCLIP spt inline SC c-c 150	WRAS1910061	31/10/24	NSF2177	07/11/2024	87
H9614P	SECURITHERM seq mixer st st BIOCLIP spout c-c 200 inline SC	WRAS1910061	31/10/24	NSF2177	07/11/2024	87
H9615	SECURITHERM therm seq mixer st steel BIOCLIP spout w columns	WRAS1910062	31/10/24	NSF2177	07/11/2024	87
H9630	SECURITHERM therm seq shower mix bottom outlet, offset SC	WRAS1911704	31/11/2024	NSF2178	31/11/2024	-
H963015	SECURITHERM therm seq shower mixer btm outlet inline SC, 15mm	WRAS1911704	31/11/2024	NSF2178	31/11/2024	110
H9631	SECURITHERM waterproof seq rec shower mix, kit 2/2 (+H96BOX)	Ongoing	-	Ongoing	-	115
H9631L	SECURITHERM seq rec shower mix, Hyg lever kit 2/2 (+H96BOX)	Ongoing	-	Ongoing	-	115
H9633	SECURITHERM rec waterprf shower mix + elbow, 2/2 (+H96CBOX)	Ongoing	-	Ongoing	-	115
H9633L	SECURITHERM rec shower mix + elbow, Hyg lever 2/2 (+H96CBOX)	Ongoing	-	Ongoing	-	115
H9640	SECURITHERM thermostatic seq shower top outlet offset SC	WRAS1911704	31/11/2024	NSF2178	31/11/2024	-
H964015	SECURITHERM therm seq shower mixer top outlet inline SC, 15mm	WRAS1911704	31/11/2024	NSF2178	31/11/2024	110
H9741	SECURITHERM Securitouch thermostatic shower mixer, offset SC	WRAS2204054	30/04/27	-	-	-
H9741TP	SECURITHERM Securitouch therm shower mixer, inline SC TMV3	WRAS2204054	30/04/27	-	-	120
H9768TP	BIOSAFE therm shower mixer, ERGO controls, inline SC, TMV3	WRAS2112005	31/12/26	Ongoing	-	118

DELABIE AND SANITARY FITTING COMPLIANCE IN HEALTHCARE FACILITIES

In recent years, the Department of Health & Social Care has issued various guidance for Sanitary Provision in healthcare facilities. The aim is to ensure appropriate solutions for the intended use. DELABIE's sanitary fittings have been specifically designed to be fit-for-purpose in specialist healthcare environments and to comply with current guidance.



Health Technical Memorandum 04-01: Safe water in healthcare premises

HTM 04-01 Parts A – C (2016), and the Supplement (2016) for TMV performance specification, provide guidance for the design, installation, commissioning and operational management for the provision of safe water, with a specific focus on infection control and anti-scalding measures.

This supplements the Health and Safety Executive guidance HSG274 for legionella control in hot and cold water systems.



Health Technical Memorandum 07-04: Water management and water efficiency – best practice advice for the healthcare sector (2013)

HTM 07-04 encourages the efficient management of water in healthcare facilities and highlights the economic and environmental benefits of self-closing/sensor taps, dual flush WCs and controlled-flush urinals in the appropriate environments (for more information about our urinal solutions see our Commercial Water Controls catalogue DOC 609 UK).



Health Building Note 00-02: Sanitary spaces (Published 2013, updated 2016)

HBN 00-02 provides best practice guidance on the design and layout of sanitary spaces for use in healthcare settings and enhances Approved DOC M accessibility provision.



Health Building Note 00-09: Infection control in the built environment (2013)

HBN 00-09 advocates the application of design principles to encourage desired behaviour to promote patient safety and comfort, prevent contamination and facilitate cleanliness.



Health Building Note 00-10: Part C: Sanitary Assemblies (2013)

HBN 00-10 outlines essential quality and safety standards that sanitary assemblies must comply with.

Particular consideration is given to: infection prevention and control; patient safety; product standardisation, sustainability and life-cycle management; cleaning regimes and maintenance costs.



BS 8580-1:2019 Water quality. Risk assessments for Legionella control (Published 2010, updated 2019)

BS 8580-1 acts as a code of practice with recommendations and guidance for assessing the risk of Legionnaire's disease associated with man-made water systems. Recently updated to ensure it aligns with HSG 274 among other Legionella guidance documents.



BS 8580-2:2022 Water quality. Risk assessments for Pseudomonas aeruginosa and other waterborne pathogens (2022)

BS 8580-2 provides detailed guidance on assessing the risks posed by P. aeruginosa in healthcare settings, and the implications for duty holders, responsible persons and the Water Safety Group.

ECAU/EChAU classification for mixers:

There are 4 basic characteristics and the letters E A U have the following meaning:

- flow rate (E);
- sound (A - acoustics);
- endurance (U);
- withstanding stress of alternated pressure from the ceramic cartridges.

The C or Ch characteristics (like comfort, water savings and energy) correspond to the parameters of the products (dimensions, effort to control and water-saving system).

The C characteristic refers to the domestic sector whilst Ch refers to public and commercial places (Care homes, non-medicalised retirement homes...).

The modalities of the classification are specified here below:

		for mechanical mixers		for thermostatic mixers	
Flow E	Q lpm measured under 3 bar	E00	4 lpm ≤ Q < 6 lpm	4 lpm ≤ Q < 6 lpm	
		E0	9 lpm ≤ Q < 12 lpm	9 lpm ≤ Q < 12 lpm	
		E1	12 lpm ≤ Q < 16 lpm	12 lpm ≤ Q < 16 lpm	
		E2	16 lpm ≤ Q < 20 lpm	16 lpm ≤ Q < 20 lpm	
		E3	20 lpm ≤ Q < 25.2 lpm	20 lpm ≤ Q < 25 lpm	
		E4	Q < 25.2 lpm	Q < 25 lpm	
For bath controls, the minimum classification is E3					
Comfort C	Type	C1	Dimensions, effort to control	Dimensions, effort to control	
		C2	Water-saving system	Water-saving system	
		C3	Energy-saving system	Energy-saving system	
Comfort Ch	Type	Ch1	Dimensions	Dimensions	
		Ch2	Water-saving system	Water-saving system	
		Ch3	Energy-saving system	Energy-saving system	
Acoustics A	Lap dB (A)	A1	20dB (A) < Lap ≤ 30 dB (A)	20dB (A) < Lap ≤ 30 dB (A)	
		A2	15dB (A) < Lap ≤ 20 dB (A)	15dB (A) < Lap ≤ 20 dB (A)	
		A3	Lap ≤ 15 dB (A)	Lap ≤ 15 dB (A)	
Endurance U	Number of cycles	U3	Mobile shutter mechanism: 175,000 cycles Mobile spout: 200,000 cycles Shower-bath diverter: 80,000 cycles	Mobile shutter mechanism: 500,000 cycles Thermostatic cartridge: 50,000 cycles Mobile spout: 200,000 cycles Shower-bath diverter: 80,000 cycles	

OTHER INTERNATIONAL CERTIFICATION

 www.europeanwaterlabel.eu					
European Water Label (EU)	TMV3 (UK)	WRAS (UK)	BELGAQUA (BE)	WATERMARK (AU)	KIWA (NL)
					
DIN-DVGW (DE)	GDV approval (DK)	PZH (PL)	ZNAK BUDOWLANY B (PL)	GA (HK)	WELS (HK)

THE ADVANTAGES OF SPECIALIST WATER CONTROLS FOR HEALTHCARE FACILITIES

The DELABIE Group, committed to preserving the future, contributes to sustainable development by **limiting the use of natural resources**.

DELABIE is committed to the environmental approach for buildings in accordance with the main environmental labels such as BREEAM, LEED, HQE, ESTIDAMA, etc.

Water savings

DELABIE's water controls (electronic and time flow) reduce waste and prevent user neglect.

Water volumes are **optimised** to the necessary minimum without altering efficiency and comfort during use.

“Choosing DELABIE products is choosing environmentally friendly products”

Water controls which **shut-off automatically** reduce waste and prevent user neglect.

This is achieved when hands are removed from the detection zone (for electronic controls) or after a timed flow (for time flow controls): 7 seconds for washbasins and WCs, and 30 seconds for showers.

For perfect optimisation of the water resource, **the flow rates** of DELABIE's water controls are **reduced** to 1.4 lpm for washbasins and 6 lpm for showers.

WCs with 3L/6L dual flush and **flush programmes that adapt** to the electronic controls are additional ways to save water.

DELABIE's water controls support **an environmental and ethical approach**

GREEN time flow solutions

DELABIE's time flow controls are made from **sustainable materials that are 100% recyclable**. Their lifespan exceeds 500,000 operations.

Electronic economical solutions

DELABIE's electronic controls require **very little energy** to operate.

The battery-operated versions operate independently for **3 - 6 years** on average.

They use standard, affordable and recyclable batteries.

Effective direct flush system for WCs

Flush valves consume a significant amount of water.

Leaks from cisterns are practically invisible and can quickly inflate the water bill.

DELABIE only develops **direct flush systems without cisterns**. Connected directly to the system, the flush is more effective, with no water stagnation and a reduced risk of leaks. The flush mechanisms are reinforced for intensive use.

The **3L/6L dual flush, which can be adjusted to 2L/4L**, on the time flow versions helps to reduce the water volume. Electronic water controls offer **intelligent flushing** which adapts to the required use.

Sustainable water controls

In addition to their undeniable advantages in terms of sustainable development, they also provide guarantees of **reliability, simple maintenance** and **hygiene**.

Find all our specific solutions for public and commercial places in our dedicated catalogue (DOC 609UK).

THE PRINCIPAL ACCREDITATION SCHEMES FOR BUILDINGS



American LEED Leadership in Energy and Environmental Design

- High environmental quality buildings
- Global evaluation for buildings
- Credit system
- 4 levels of certification



French HQE Haute Qualité Environnementale

- Environmental approach
- Controlling the building's lifecycle
- Points system
- 3 levels of performance



German DGNB Deutsche Gesellschaft für Nachhaltiges Bauen

- Sustainable quality and building development
- Hydro-economic solutions
- New buildings
- Points systems with 3 levels of certification




Middle Eastern ESTIDAMA Sustainable development

- Sustainable way of life
- Methodology for building design
- Preservation of Abu Dhabi
- 3 levels of certification




British BREEAM BRE Environmental Assessment Method

- Sustainable building development
- Environmental performance
- New buildings or refurbishment projects
- Credit system



Dutch BREEAM NL BRE Environmental Assessment Method

- Sustainable building development
- Environmental performance
- New buildings or refurbishment projects
- Credit system



German BNB Bewertungssystem Nachhaltiges Bauen für Bundesgebäude

- Sustainable approach
- Controlling the building's lifecycle
- Public buildings
- Points systems with 3 levels of performance

ENVIRONMENTAL LABELS

The performance levels of DELABIE's water controls, in terms of water and energy savings, help to achieve the highest levels of the international environmental labels.

DELABIE / Reference index

REF.	DESCRIPTION	£ (Excl. VAT)	P.	REF.	DESCRIPTION	£ (Excl. VAT)	P.
102400	Hinged stainless steel grid for ref 182400	65.90	190	18702015	HYGIENE surgical scrub low upstand L.2400 304 st steel satin	2,615.88	185
120270	TRAPEZ basin no tap hole 304 satin st. steel w/o overflow	409.32	194	187100	HYGIENE surgical scrub L2100 3 tap holes Ø22 304 st st satin	2,627.85	185
120400	PMR XS basin vert waste no tap hole 304 satin stainless steel	294.22	194	187200	HYGIENE surg. scrub L.2100 6 tap holes Ø22 c-c150 304 st st	2,627.85	185
120440	FRAJU PMR basin no tap hole no overflow 304 st steel satin	447.71	195	188000	Satin finish 304 st st hygiene hand washbasin w/ high upstand	749.23	187
121270	TRAPEZ basin Ø35 ctr tap hole 304 satin st. steel w/o overflow	409.32	194	188100	Satin finish 304 st st hygiene hand washbasin w/ 1 taphole Ø22	749.23	187
121440	FRAJU PMR basin tap hole Ø35 no overflow 304 st steel satin	447.71	195	188200	Satin finish 304 st st hyg hand washbasin 2 tapholes Ø22 c150	749.23	187
123400	PMR XS basin vert waste Ø35 right tap hole 304 satin st steel	294.22	194	188300	Satin finish 304 st st hyg hand washbasin 2 tapholes Ø22 & Ø30	749.23	187
1306T1	Tubular swivel spout Ø22 H140 L150	105.84	101	200000	Pre-mixer COMPACT MF1/2* for basin non return valves	83.92	-
1306T2	Tubular swivel spout Ø22 H260 L200	122.55	101	20002	2 × BIOCLIP stainless steel spouts L129mm Ø28	104.43	54/68
1306T3	Tubular swivel spout Ø22 H260 L300	133.30	101	20003	2 × BIOCLIP stainless steel spouts L77mm Ø28	98.36	54/68
1316	Swivel column with retractable spray, H200 L220mm	191.13	78/79	20015	15 × BIOCLIP disposable spouts L125mm Ø22	96.29	54/68
132306	MINERALCAST PMR wall mounted basin L.785 Ø35 centre hole	674.32	195	20040	BIOFIL 2M sterile filter spout L. 138mm Ø22mm	94.02	23/54
158100	Stopcock 1/2" with vacuum breaker + 1/4 turn ceramic head	115.48	153	20050A.10P	Replaced by 20250	-	-
1583	White reinf PVC flexi hose for bed pan cleaners FF1/2" L.1m	28.41	153	20050P.10P	Replaced by 20250	-	-
15846	Hygienic trigger-op hand spray for bed pans M1/2" inv. jet	118.13	153	20051A.10P	Replaced by 20251	-	-
1585	Wall support hook for push-button operated hand spray	19.67	153	20051P.10P	*10 × BIOFIL sterile cart fill laminar (whl stk then 20251)	908.88	-
180100	ILHA free standing water fountain H915 304 st steel satin	712.80	191	20060.10P	*10 × BIOFIL sterile shower head (while stock then 20261)	1,026.16	-
180110	ILHA JR free std water fountain H800 304 st steel satin	673.85	191	20061.10P	Replaced by 20261	-	-
180130	Hospital plaster sink wall mounted 304 stainless steel satin	1,429.85	187	20164T1	Electronic mix 230V high swivel spout H160 L160, lever L100	572.59	28
180140	Floor standing combi basin sink 304 stainless steel satin	1,019.76	188	20164T4	Electronic mix 230V high swivel spout H305 L250, lever L100	624.25	61
180150	Floor standing cleaners sink 304 stainless steel satin	718.23	188	20250	BIOFIL 2M sterile tap filter, shower flow	83.23	21
180170	Wall mounted cleaners sink 304 stainless steel satin	402.95	190	20251	BIOFIL 2M sterile tap filter, straight flow	83.23	21
1801T2	Wall mtd basin mixer + 1 BIOCLIP disposable spout, panel fix	111.81	-	20261	BIOFIL 2M sterile screw-in shower filter	93.37	22
180300	SXL hand wash free standing right hole Ø22 304 st steel sat	746.42	192	20350	BIOFIL 3M sterile tap filter, shower flow	100.82	21
180330	GENOU wall mtd hand wash right tap hole Ø22 304 st steel sat	498.89	192	20351	BIOFIL 3M sterile tap filter, straight flow	100.82	21
1804T2	Wall mtd basin mixer + 2 BIOCLIP st. steel spouts, panel fix	196.95	101	20361	BIOFIL 3M sterile screw-in shower filter	104.22	22
180800	SD wall mounted water fountain 304 stainless steel satin	360.74	191	204001	Deck mounted fixed spout M1/2" L150 H170 Ø16 FS 3lpm	75.93	101
180820	SD water fountain with swan neck tap 304 st steel satin	435.37	191	20450	BIOFIL 4M sterile tap filter, shower flow	110.98	21
181000	Surgical scrub trough high upstand L.700 304 st steel satin	1,432.64	186	20451	BIOFIL 4M sterile tap filter, straight flow	110.98	21
181020	Surgical scrub trough low upstand L.700 304 st steel satin	1,304.74	186	20461	BIOFIL 4M sterile screw-in shower filter	114.36	22
181100	Surgical scrub trough L700 1 tap hole Ø22 304 st steel satin	1,432.64	186	20464T1	Elect battery mix, high swivel spout H165 L160, lever L100	648.82	28
181200	Surgical scrub L.700 2 tap holes Ø22 c-c 150 304 st st satin	1,432.64	186	20464T4	Elect battery mix, high swivel spout H305 L250, lever L100	676.30	61
181310	SXS hand washbasin w/o tap 304 satin st steel	277.85	193	20801T2	Wall mtd elect tap with BIOCLIP disposable spout, panel fix	409.92	-
181320	SXS hand washbasin w/o tap with upstand 304 satin st steel	329.79	193	20804T2	Wall mtd elect tap with 2 BIOCLIP st steel spouts panel fix	498.41	-
182000	Surgical scrub trough high upstand L.1400 304 st steel satin	1,765.23	186	20804T215	Wall mtd elect tap 2 BIOCLIP st steel spouts 15mm panel fix	524.43	83
182020	Surgical scrub trough low upstand L.1400 304 st steel satin	1,706.39	186	20870T1	Elect mixer H160 w. swivel spout + 2 BIOCLIP st steel spouts	663.67	28
182060	XL P floor std disposal sink horiz inlet 304 st steel satin	1,368.18	189	20870T3	Elect mixer H300 w. swivel spout + 2 BIOCLIP st steel spouts	696.22	61
182070	XL P floor std disposal sink vert inlet 304 st steel satin	1,368.18	189	20871T1	Elect mixer H160 w. swivel spout + BIOCLIP disposable spout	572.59	-
182100	Surgical scrub L.1400 2 tap holes Ø22 304 st steel satin	1,765.23	186	20871T3	Elect mixer H300 w. swivel spout + BIOCLIP disposable spout	605.12	-
182160	XL S wall mtd disposal sink horiz inlet 304 st steel satin	1,376.66	189	2210	Mechanical sink mixer swivel spout H145 L215mm sculpt lever	179.07	72
182200	Surgical scrub L.1400 4 tap holes Ø22 c-c150 304 st st satin	1,765.23	186	2210L	Mechanical sink mixer swivel spout H145 L215mm Hygiene lever	196.95	72
182310	SXS hand washbasin mechanical complete 304 satin st steel	518.05	193	2211	Mech sink mixer swivel spout/ret. spray H105mm, solid lever	300.13	76
182320	SXS hand washbasin mechanical complete with upstand 304 satin st steel	569.99	193	2211CP	Counterweight for mixers with retracting hand spray	12.68	209
182400	Wall mtd sink with splashback 304 pol satin stainless steel	345.38	190	2211EP	EP sink mixer swivel spout/ret. spray H105mm, solid lever	343.00	76
183000	Surgical scrub trough high upstand L.2100 304 st steel satin	1,867.57	186	2211L	Mech sink mixer swivel spout/ret spray H105mm Hygiene lever	307.28	76
183020	Surgical scrub trough low upstand L.2100 304 st steel satin	1,790.80	186	2211LEP	EP sink mixer swivel spout/ret. spray H105mm, Hygiene lever	350.13	76
183100	Surgical scrub L.2100 3 tap holes Ø22 304 st steel satin	1,867.57	186	2220	Mechanical basin mixer H60mm, pop-up waste, sculptured lever	135.34	49
183200	Surgical scrub L.2100 6 tap holes Ø22 c-c150 304 st st satin	1,867.57	186	2220L	Mechanical basin mixer H60mm, pop-up waste, Hygiene lever	149.65	49
184310	SXS hand washbasin electronic complete 304 satin st steel	849.12	-	2221	Mech. basin mixer H60mm, no pop-up waste, sculptured lever	131.42	49
18431015	WRAS SXS hand washbasin elect. complete 304 st steel	940.00	193	2221L	Mechanical basin mixer H60mm, no pop-up waste, Hygiene lever	144.46	49
184320	SXS hand washbasin electronic complete with upstand 304 satin st steel	899.77	-	222428	Key for removing aerators F22x100 M24x100 M28x100	7.36	-
18432015	WRAS SXS hand washbasin elect. complete with upstand 304 st steel	990.65	193	222429	Key for flow straightener removal, aerator, biosafe M16.5/100	4.38	206
185000	HYGIENE surgical scrub high upstand L.700 304 st steel satin	1,743.67	185	2239	Mechanical shower mixer, sculptured lever, offset SC unions	171.95	135
185020	HYGIENE surgical scrub low upstand L.700 304 st steel satin	1,620.35	-	2239EP	EP shower mixer, sculptured lever, offset SC unions	238.36	135
18502015	HYGIENE surgical scrub low upstand L.800 304 st steel satin	1,733.26	185	2239EPHYG	Auto-drain shower kit w. mechanical mixer 2239EP, SC unions	297.37	135
185100	HYGIENE surgical scrub L700 1 taphole Ø22 304 st steel satin	1,743.67	185	2239EPKIT	Shower riser kit with mechanical mixer 2239EP, SC unions	339.64	135
185200	HYGIENE surg scrub L700 2 tapholes Ø22 c-c150 304 st st sat	1,743.67	185	2239EPS	EP shower mixer, sculptured lever, offset standard unions	198.93	135
186000	HYGIENE surgical scrub high upstand L.1400 304 st st satin	2,156.57	185	2239EPSHYG	Auto-drain shower kit mech mixer 2239EPS, offset std unions	257.96	135
186020	HYGIENE surgical scrub low upstand L.1400 304 st steel satin	1,983.87	-	2239EPSKIT	Shower riser kit with mech mixer 2239EPS, offset std unions	300.19	135
18602015	HYGIENE surgical scrub low upstand L.1600 304 st steel satin	2,117.01	185	2239S	Mechanical shower mixer, sculptured lever, offset std unions	131.94	135
186100	HYGIENE surgical scrub L1400 2 tap holes Ø22 304 st st satin	2,156.57	185	2252S	Wall mtd mech shower bath mixer sculpt lever, offset std	221.50	135
186200	HYGIENE surg. scrub L.1400 4 tap holes Ø22 c-c150 304 st st	2,156.57	185	2436P	*Wall mtd seq mix swvl spout inline SC (while stk then 2640P)	397.30	-
187000	HYGIENE surgical scrub high upstand L2100 304 st steel satin	2,627.85	185	2437	Wall-mtd sequential mech mixer, fixed spout L.200, SC unions	408.31	91
187020	HYGIENE surgical scrub low upstand L.2100 304 st steel satin	2,413.62	-	2437P	Replaced by 2640P	-	-

References prefixed by * are available while stocks last. References are listed in ascending alphanumerical order.

REF.	DESCRIPTION	£ (Excl. VAT)	P.	REF.	DESCRIPTION	£ (Excl. VAT)	P.
2437S	Wall-mtd sequential mech mixer, fixed spout L.200 offset std	371.72	91	2565T3	Mech basin mixer high fixed spout H.305 L.140, Hygiene lever	249.12	69
2443	Recessed mechanical shower mixer behind wall plate Ø116	141.50	137	2565T3EP	EP basin mixer high fixed spout H.305 L.140 Hygiene lever	288.76	69
2445LEPUK	Replaced by 2640P	-	-	2565T5	Mechanical basin mixer high fixed spout H205 L170 Hyg lever	224.63	55
2446LEPUK	EP sink mixer c-c 150, fixed spout L150, Hyg L., inline S/C	381.32	92	2565T5EP	EP basin mixer high fixed spout H.205 L.170, Hygiene lever	264.29	55
2447LEPUK	EP sink mixer c-c 200, fixed spout L150, Hyg L., inline S/C	425.58	92	256FIX	Fixing plate + threaded rods L. 130mm for mixers	13.74	206
2447LUK	Mech sink mixer c-c 200, fixed spout L150, Hyg L., in-L S/C	359.89	92	256P	Fixing plate for mixers	10.97	206
25061T1	Basin mixer with swivel spout H.195mm L1.50mm, no waste	239.77	56	2591	Bed pan cleaner stop cock + trigger hand spray with FS	232.43	152
2506T1	Basin mixer with swivel spout H.195mm L.150mm, with waste	282.23	56	2592	Bed pan cleaner stop cock + inverted trigger hand spray	242.09	152
2506T2	Sink mixer with swivel spout H220 L200mm, no waste	245.34	71	2597	Mechanical mixer swivel spout H215 L200mm retractable spray	435.18	77
2510	Mechanical sink mixer swivel spout H155 L230mm sculpt lever	208.21	73	2599	Mech sink mixer retractable hand spray H200, sculpt lever	318.05	79
2510L	Mechanical sink mixer swivel spout H155 L230mm Hygiene lever	221.23	73	2599EP	EP sink mixer retractable hand spray H.200, sculptured lever	358.64	79
2510T	Mechanical sink mixer swivel spout H155 L230mm solid lever	208.21	73	260020	Recessed diverter valve	354.39	145
2519	Wall mtd mech mixer swiv spout L200, sculpt lever, SC unions	277.78	93	260021	Exposed diverter valve	65.06	145
2519L	Wall mtd mech mixer swivel spout L200 Hygiene lever,SC unions	291.32	93	2621	BIOSAFE mechanical basin mixer H95 no waste, solid lever	176.00	47
2519LS	Wall mtd mech mixer swiv spout L200 Hygiene lever offset std	233.52	93	26216	BIOSAFE mech basin mixer H95mm no waste, solid lever, copper	263.91	47
2519S	Wall mtd mech mixer swiv spout L200mm sculpt lever offset std	219.79	93	26216EP	BIOSAFE EP basin mixer H95mm no waste, solid lever, copper	297.75	47
2520	Mechanical basin mixer H.85mm L.135mm + waste, sculpt lever	189.98	48	26216MINI	BIOSAFE mech basin mixer H.50 no waste, solid lever, copper	243.61	47
2520EP	EP basin mixer H.85mm L.135mm + waste, sculptured lever	232.93	48	26216MINIEP	BIOSAFE EP basin mixer H50mm no waste, solid lever, copper	281.50	47
2520L	Mechanical basin mixer H.85mm L.135mm + waste, Hygiene lever	204.31	48	2621EP	BIOSAFE EP basin mixer H95 no waste, solid lever	218.25	47
2520LEP	EP basin mixer H.85mm L.135mm + waste, Hygiene lever	245.95	48	2621MINI	BIOSAFE mech basin mixer H50mm no waste, solid lever	158.64	47
2520T	Mechanical basin mixer H.85mm L.135mm + waste, solid lever	189.98	48	2621MINIEP	BIOSAFE EP basin mixer H50mm no waste, solid lever	200.89	47
2520TEP	EP basin mixer H.85mm L.135mm + waste, solid lever	232.93	48	2640P	Wall-mtd mech mixer fixed/swivel spout L.120 inline STP/CHK	334.44	90
2521	Mechanical basin mixer H.85mm L.135mm no waste, sculpt lever	165.26	48	2640S	Wall-mtd seq basin mix fixed/swivel spout L.120 offset std	330.87	-
2521EP	EP basin mixer H.85mm L.135mm no waste, sculptured lever	208.21	48	2641	Wall-mtd seq basin mixer fixed/swivel spout L200 offset SC	377.06	-
2521L	Mechanical basin mixer H85mm L135mm, no waste, Hygiene lever	178.28	48	2641S	Wall-mtd seq basin mixer fixed/swivel spout L200 offset std	337.65	-
2521LEP	EP basin mixer H85mm L135mm, no waste, Hygiene lever	221.23	48	2664T1	Sequential mechanical mixer swivel spout H160 L160 Hyg lever	279.79	53
2521T	Mechanical basin mixer H85mm L135mm, no waste, solid lever	165.26	48	2664T2	Sequential mechanical mixer swivel spout H160 L250 Hyg lever	292.80	53
2521TEP	EP basin mixer H85mm L135mm, no waste, solid lever	208.21	48	2664T3	Sequential mechanical mixer swivel spout H300 L160 Hyg lever	305.82	70
2522	Mech. basin mix. with swivel spout H100mm L170mm, sculpt lever	185.45	57	2664T4	Sequential mechanical mixer swivel spout H300 L250 Hyg lever	314.92	70
2522L	Mech. basin mix. with swivel spout H100mm L170mm, Hyg. lever	199.20	57	2664T5	Sequential mechanical mixer swivel spout H200 L200 Hyg lever	287.59	53
2522T	Mech. basin mix. with swivel spout H100mm L170mm, solid lever	185.45	57	2665T1	Sequential mechanical mixer fixed spout H160 L160 Hyg lever	253.75	53
2539	Mechanical shower mixer, sculptured lever, offset SC unions	199.24	134	2665T3	Sequential mechanical mixer fixed spout H300 L160 Hyg lever	279.79	70
2539EP	EP shower mixer, sculptured lever, offset SC unions	267.52	134	2665T5	Sequential mechanical mixer fixed spout H200 L200 Hyg lever	262.87	53
2539EPHYG	Auto drain shower kit with mixer 2539EP, SC unions	335.86	134	2720L	Mechanical basin mixer H.95mm L.120mm + waste, Hygiene lever	246.95	41
2539EPKIT	Shower riser kit with mechanical mixer 2539EP, SC unions	378.71	134	2720LEP	EP basin mixer H.95mm L.120mm + waste, Hygiene lever	299.88	41
2539EPS	EP shower mixer, sculptured lever, offset standard unions	228.09	134	2720T	Mechanical basin mixer H.95mm L.120mm + waste, solid lever	242.90	41
2539EPSHYG	Auto-drain shower kit with mixer 2539EPS, std unions	304.42	134	2720TEP	EP basin mixer H.95mm L.120mm + waste, solid lever	282.23	41
2539EPSKIT	Shower riser kit with mechanical mixer 2539EPS, std unions	347.27	134	27216L	Mech basin mixer H95 L120, no waste, Hygiene lever, copper	279.79	41
2539HYG	Auto drain shower kit with mechanical mixer 2539, SC unions	310.28	134	27216LEP	EP basin mixer H95mm L120mm, no waste, Hygiene lever, copper	318.82	41
2539KIT	Shower riser kit with mechanical mixer 2539, SC unions	353.15	134	2721L	Mechanical basin mixer H95mm L120mm, no waste, Hygiene lever	229.32	41
2539S	Mechanical shower mixer, sculptured lever, offset std unions	159.21	134	2721LEP	EP basin mixer H.95mm L.120mm, no waste, Hygiene lever	282.23	41
2539SHYG	Auto-drain shower kit with mech mixer 2539S offset std unions	270.25	134	2721T	Mechanical basin mixer H95mm L120mm, no waste, solid lever	219.18	41
2539SKIT	Shower riser kit with mech mixer 2539S offset std unions	313.12	134	2721TEP	EP basin mixer H95mm L120mm, no waste, solid lever	264.62	41
2541	Waterproof recessed shower mixer, kit 2/2 (+254BOX)	246.30	136	2739	Securitouch mechanical shower mixer, sculptured lever, SC	262.68	133
2541EP	Waterproof recessed EP shower mixer, kit 2/2 (+254BOX)	286.90	136	2739EP	SECURITHERM EP shower mixer, sculptured lever, SC unions	324.78	133
2542	Mech mixer w. remote control, sculpt lever for retr. spray	145.06	79	2739EPHYG	Auto drain shower kit w. Securitouch mixer 2739EP, SC unions	396.59	133
2542EP	EP mixer w. remote ctrl, sculpt lever for retracting spray	187.91	79	2739EPKIT	Shower riser kit with Securitouch mixer 2739EP, SC unions	438.83	133
2543	*Recessed waterproof shower mixer (while stock then 2541)	260.11	-	2739EPS	SECURITHERM EP shower mixer, sculptured lever, offset std	285.38	133
254BOX	Waterproof recessed housing for mech shower no elbow kit 1/2	290.99	136	2739EPSHYG	Auto-drain shower kit w. Securitouch mixer 2739EPS offset std	357.18	133
254CBOX	Waterproof recessed housing for mech shower w elbow kit 1/2	324.80	136	2739EPSKIT	Shower riser kit with Securitouch mixer 2739EPS, offset std	399.40	133
2551	Waterproof rec shower mixer with elbow kit 2/2 (+254CBOX)	284.21	136	2739HYG	Auto drain shower kit w. Securitouch mixer 2739, SC unions	334.59	133
2551EP	Waterproof rec EP shower mixer with elbow kit 2/2 (+254CBOX)	324.80	136	2739KIT	Shower riser kit with Securitouch mixer 2739, SC unions	376.83	133
2564T1	Mech basin mixer high swivel spout H.165 L.140 Hygiene lever	240.75	55	2739S	Securitouch mechanical shower mixer, sculptured lever, std	223.25	133
2564T1EP	EP basin mixer high swivel spout H.165 L.140, Hygiene lever	280.12	55	2739SHYG	Auto drain shower kit w. Securitouch mixer 2739S, offset std	295.16	133
2564T2	Mech basin mixer high swivel spout H.165 L.220 Hygiene lever	253.15	55	2739SKIT	Shower riser kit with Securitouch mixer 2739S, offset std	337.49	133
2564T2EP	EP basin mixer high swivel spout H.165 L.220, Hygiene lever	292.66	55	2739T	Securitouch mechanical shower mixer, solid lever, SC unions	262.68	133
2564T3	Mech basin mixer high swivel spout H.305 L.140 Hygiene lever	266.89	69	2739TEP	SECURITHERM EP shower mixer, solid lever, SC unions	324.78	133
2564T3EP	EP basin mixer with high swivel spout H.305 L.140 Hyg lever	306.53	69	2739TEPS	SECURITHERM EP shower mixer, solid lever, standard unions	285.38	133
2564T4	Mech basin mixer high swivel spout H.305 L.220 Hygiene lever	276.87	69	2739TS	Securitouch mechanical shower mixer, solid lever, std unions	223.25	133
2564T4EP	EP basin mixer with high swivel spout H.305 L.220, Hyg lever	316.44	69	2820L	BIOCLIP mechanical basin mixer H95 L120 waste Hygiene lever	370.89	39
2564T5	Mech basin mixer high swivel spout H.205 L.170 Hygiene lever	250.00	55	2820LEP	BIOCLIP EP basin mixer H95mm L120mm, waste, Hygiene lever	412.11	39
2564T5EP	EP basin mixer high swivel spout H.205 L.170, Hygiene lever	289.63	55	2820T	BIOCLIP mech basin mixer H95mm L120mm waste, solid lever	357.16	39
2565T1	Mechanical basin mixer high fixed spout H165 L140, Hyg lever	214.72	55	2820TEP	BIOCLIP EP basin mixer H95mm L120mm, waste, solid lever	398.36	39
2565T1EP	EP basin mixer high fixed spout H.165 L.140 Hygiene lever	255.02	55	28216L	BIOCLIP mech basin mix H95 L120, no waste, Hyg lever, copper	389.33	39

References prefixed by * are available while stocks last. References are listed in ascending alphanumerical order.

REF.	DESCRIPTION	£ (Excl. VAT)	P.	REF.	DESCRIPTION	£ (Excl. VAT)	P.
28216LEP	BIOCLIP EP basin mix H95 L120, no waste, Hyg lever, copper	428.36	39	44000615	TEMPOMATIC 4 basin tap M1/2" 6V batteries 15mm + stopcock	365.21	32
2821L	BIOCLIP mechanical basin mix H95 L120 no waste Hygiene lever	350.30	39	44115715	TEMPOMATIC Ø15 for CF c-w 155 basin tap 230/12V spout L170	517.42	83
2821LEP	BIOCLIP EP basin mix H95mm L120mm no waste, Hygiene lever	391.50	39	44200615	TEMPOMATIC 3 basin tap M1/2" 6V batteries 15mm + stopcock	473.09	-
2821T	BIOCLIP mech basin mixer H95mm L120mm no waste solid lever	336.55	39	443006	TEMPOMATIC 3 wall mounted basin tap M1/2" 6V battery L190	508.63	-
2821TEP	BIOCLIP EP basin mixer H95mm L120mm, no waste, solid lever	377.77	39	443016	TEMPOMATIC 3 basin tap M1/2" 6V batt L.190 for panels 1-4mm	454.68	-
2870T1	Mech mixer BIOCLIP swivel spout H180 L185 +2 st steel spouts	325.33	54	443400	TEMPOMATIC 4 basin M1/2" wall-m tap 230/6V rec. mains L.130	442.44	85
2870T1EP	EP mixer BIOCLIP swivel spout H180 L185 +2 st steel spouts	357.87	54	443406	TEMPOMATIC 4 wall mounted basin tap M1/2" 6V batteries L.130	356.83	85
2870T3	Mech mixer BIOCLIP swivel spout H320 L185 +2 st steel spouts	351.36	68	443410	TEMPOMATIC 4 basin M1/2" tap CW 230/6V rec. mains L.130	442.44	85
2870T3EP	EP mixer BIOCLIP swivel spout H320 L185 + 2 st steel spouts	390.39	68	443416	TEMPOMATIC 4 basin M1/2" cross wall tap 6V L.130	356.83	85
2871T1	Mech mixer BIOCLIP swivel spout H.180 L.180 + 1 disp spout	282.39	-	443426	TEMPOMATIC 4 basin tap M1/2" 6V batteries L130 panels 1-24mm	361.63	85
2871T1EP	EP mixer BIOCLIP swivel spout H180 L180 + 1 disposable spout	321.42	-	443436	TEMPOMATIC 4 basin M1/2" tap batt 6V L.130mm solid walls refit	356.83	85
2871T3	Mech mixer BIOCLIP swvl spout H320 L180 + 1 disposable spout	317.52	-	443500	TEMPOMATIC 4 basin M1/2" wall-m tap 230/6V rec. mains L.190	485.39	85
2871T3EP	EP mixer w. BIOCLIP swivel spout H.320 + 1 disposable spout	353.97	-	443506	TEMPOMATIC 4 wall mounted basin tap M1/2" 6V batteries L190	397.55	85
292015.2P	2 x Moulded wall plate Ø60x21x5 for tap M1/2"	10.28	153	443510	TEMPOMATIC 4 basin M1/2" tap CW 230/6V rec. mains L.190	485.39	85
2920L	Mechanical basin mixer H.100 L.110 with waste, Hygiene lever	248.56	43	443516	TEMPOMATIC 4 basin M1/2" cross wall tap 6V L.190	397.55	85
2920LEP	EP basin mixer H.100mm L.110mm with waste, Hygiene lever	287.59	43	443526	TEMPOMATIC 4 tap M1/2" 6V batteries L190 for panels 1-24mm	401.15	85
2920T	Mech basin mixer H.100 L.110, with pop-up waste, solid lever	239.44	43	443536	TEMPOMATIC 4 basin M1/2" tap batt 6V L.190mm solid walls refit	397.55	85
2920TEP	EP basin mixer H.100 L.110, with pop-up waste, solid lever	278.49	43	44400015	TEMPOMATIC 2 basin tap Ø15 for CF mains 230/12V + transfo	446.24	31
2921L	Mech basin mixer H.100 L.110, no pop-up waste, Hygiene lever	231.64	43	44400615	TEMPOMATIC 2 basin tap Ø15 compression fitting 6V battery	516.75	31
2921LEP	EP basin mixer H.100 L.110, no pop-up waste, Hygiene lever	273.28	43	44525315	TEMPOMATIC PRO basin tap Ø15 for CF 230/12V with swivel spout	516.75	62
2921T	Mech basin mixer H.100 L.110, no pop-up waste, solid lever	221.23	43	44525715	TEMPOMATIC PRO basin tap Ø15 for CF 6V batt. with swivel spout	558.99	62
2921TEP	EP basin mixer H.100mm L.110mm, no pop-up waste, solid lever	260.26	43	44900015	TEMPOMATIC 5 basin tap M1/2" rec mains supply Ø15 +stopcock	294.10	33
30040	BIOFIL 2M non-sterile filter spout L. 138mm Ø22mm	92.62	23/87	44900115	TEMPOMATIC 5 basin tap M1/2" UK mains plug Ø15 + stopcock	294.10	33
30040.10P	Replaced by 30040	-	-	44900615	TEMPOMATIC 5 basin tap M1/2" 6V batteries 15mm + stopcock	294.10	33
30050A.10P	Replaced by 30250	-	-	461032	Cartridge and solenoid valve for dual control TEMPOMATIC WC	123.62	207
30050P.10P	Replaced by 30250	-	-	461034	Solenoid valve MM1" 12V for TEMPOMATIC WC 463326	405.45	207
30051A.10P	*10 x BIOFIL cart filter laminar (while stock then 30251)	725.63	-	461035	Solenoid valve MM1" 12V for TEMPOMATIC WC + urinal	120.89	207
30051P.10P	*10 x BIOFIL cart filter laminar (while stock then 30251)	725.63	-	463000	Electronic multi unit 230/12V for TEMPOMATIC WC + trans	339.95	207
30060.10P	Replaced by 30261	-	-	463030	TEMPOMATIC WC cross wall 30mm valve 1" mains 230/12V	812.04	165
30061.10P	Replaced by 30261	-	-	463150	TEMPOMATIC WC cross wall 160mm valve 1" mains 230/12V	812.04	165
30250	BIOFIL 2M non-sterile tap filter, shower flow	74.85	21	463200	Replaced by 463150	-	-
30251	BIOFIL 2M non-sterile tap filter, straight flow	74.85	21	463326	Replaced by 464SBOX+464000	-	-
30261	BIOFIL 2M non-sterile screw-in shower filter	81.88	22	463399	Detector for TEMPOMATIC WC with 4m cable	230.14	207
30350	BIOFIL 3M non-sterile tap filter, shower flow	96.77	21	463SRH	Solenoid valve + stopcock F1" + vacuum breaker Ø32 for WC	234.91	-
30351	BIOFIL 3M non-sterile tap filter, straight flow	96.77	21	464000	TEMPOMATIC WC dual control recessed st steel 230/6V kit 2/2	571.66	164
30361	BIOFIL 3M non-sterile screw-in shower filter	98.13	22	464006	TEMPOMATIC WC dual control recessed st steel 6V bat. kit 2/2	543.08	164
30450	BIOFIL 4M non-sterile tap filter, shower flow	106.91	21	464300	TEMPOMATIC recessed dual ctrl 3/4" WC valve, side ctrl 230/6V	771.44	167
30451	BIOFIL 4M non-sterile tap filter, straight flow	106.91	21	464306	TEMPOMATIC rec dual ctrl 3/4" WC valve, side ctrl batteries	744.37	167
30461	BIOFIL 4M non-sterile screw-in shower filter	108.26	22	464PBOX	TEMPOMATIC WC 3/4" rec dual ctrl vlv 6V bat kit 1/2 (+464006)	171.50	164
374001	Hyperco liquid soap dispenser 0.9L white ABS	72.56	96	464PISP	Satin SS plate - batteries for TEMPOMATIC WC rec dual control	395.75	207
378015	BINOPTIC basin tap M3/8" mains 230/12V + trans	395.19	-	464PISS	Satin SS plate - mains supply for TEMPOMATIC WC rec dual ctrl	469.18	207
37801515	BINOPTIC basin tap Ø15 for comp. fitting 230/12V + trans	419.93	29	464SBOX	TEMPOMATIC WC 3/4" dual control rec 230/6V kit 1/2 (+464000)	171.50	164
378MCH	BINOPTIC MIX basin mixer M3/8" mains 230/12V + trans	517.46	-	47801515	BINOPTIC basin tap Ø15 for compression fitting 6V battery	509.13	29
378MCH15	BINOPTIC MIX basin mixer Ø15 for CF mains 230/12V + trans	557.49	29	478MCH15	BINOPTIC MIX basin mixer Ø15 compression fittings 6V battery	663.09	29
379D13	BINOPTIC c-wall 190 basin tap M3/8" spout L135 mains + trans	405.62	-	479452	Solenoid valve 6V with SECURITHERM shower housing support	123.62	-
379D1315	BINOPTIC c-w 190 basin tap Ø15 for CF spout L135 mains +trans	430.34	84	479650	Solenoid valve 6V with flow rate adjuster for TEMPOMATIC 4	123.62	207
379DER	BINOPTIC c-wall 190 basin tap M3/8" spout L205 mains + trans	405.62	-	479651	Solenoid valve 6V with flow rate adjuster for TEMPOMATIC 3	123.62	207
379DER15	BINOPTIC c-w 190 basin tap Ø15 for CF spout L205 mains +trans	429.63	84	479662	Solenoid valve 6V with M1/2" unions for shower panels	123.62	207
379ENC	BINOPTIC rec basin tap M3/8" spout L200 mains + trans	416.07	-	479666	Solenoid valve 6V M1/2" + flow rate adjuster for TEMPOMATIC 5	117.11	207
379ENC15	BINOPTIC rec basin tap Ø15 for CF spout L200 mains + trans	440.79	84	479748	Solenoid valve D2 6V for TEMPOMATIC basins, urinals, showers	123.62	207
379MCH	BINOPTIC MIX c-wall 110 basin mix M3/8" mains 230/12V +trans	535.36	-	479749	Replaced by 479651	-	-
379MCH15	BINOPTIC MIX c-wall 110 basin mix Ø15 for CF mains + trans	575.39	84	48801515	BINOPTIC basin Ø15 for CF tap H.170mm 6V battery operated	536.88	63
38801515	BINOPTIC basin tap Ø15 for CF H.170mm 230/12V mains supply	446.70	63	488MCHLH15	BINOPTIC MIX Ø15 for CF mixer H.170mm 6V battery operated	690.84	63
388MCHLH15	BINOPTIC MIX basin Ø15 for CF H.170mm mixer 230/12V mains	584.03	63	49000015	TEMPOMATIC MIX 4 basin M1/2" rec mains supply Ø15 stopcocks	452.62	32
39801515	BINOPTIC basin Ø15 for CF H.250mm tap 230/12V mains supply	488.29	63	49000115	TEMPOMATIC MIX 4 basin M1/2" rec UK mains plug Ø15 stopcocks	426.59	32
398MCHLH15	BINOPTIC MIX basin Ø15 for CF H.250mm mixer 230/12V mains	625.64	63	49000615	TEMPOMATIC MIX 4 basin mix M1/2" batteries 15mm + stopcocks	404.73	32
434000	HOSPITAL trigger hand spray for bed pans	114.09	153	490230EXT	Electrical extension for TEMPOMATIC 4 basin	23.48	207
434000D	Nozzle for bed pan cleaner hand spray	7.21	209	490240	Recessed 6V supply for TEMPOMATIC 4 basin from Feb 2016	107.53	207
434065	HYGIÉNA trigger hand spray w. flow straightener for bed pans	123.60	153	490241UK	6V british electrical plug for TEMPOMATIC 4 basin	73.82	207
434080	Flexible white PVC hose FF1/2" L0.80m	24.36	153	490446	Electronic control unit 6V battery operated for TEMPOMATIC 4	218.22	207
434125	Flexible white PVC hose FF1/2" L1.25m	29.76	153	490450	Electronic unit for TEMPOMATIC 4 mains supply from Feb 2016	218.22	207
434182	Inverted trigger hand spray with push button for bed pans	79.33	153	49200615	TEMPOMATIC MIX 3 basin mix M1/2" 6V batteries Ø15 +stopcocks	514.64	-
44000015	TEMPOMATIC 4 basin tap M1/2" rec mains supply Ø15 +stopcock	414.31	32	492446	Electronic control unit for TEMPOMATIC 3 integ 6V battery	218.20	207
44000115	TEMPOMATIC 4 basin tap M1/2" rec UK mains plug Ø15 stopcock	387.18	32	493400	TEMPOMATIC MIX 4 basin M1/2" wall-m mix 230/6V rec mains L.160	608.04	85

References prefixed by * are available while stocks last. References are listed in ascending alphanumerical order.

REF.	DESCRIPTION	£ (Excl. VAT)	P.
493406	TEMPOMATIC MIX 4 basin M1/2" wall-m mixer 6V batteries L.160	553.74	85
493410	TEMPOMATIC MIX 4 basin F3/8" mixer CW 230/6V rec mains L.130	484.89	85
493416	TEMPOMATIC MIX 4 basin F3/8" mix c-wall 6V batteries L.130	433.45	85
493500	TEMPOMATIC MIX 4 basin M1/2" wall-m mix 230/6V rec mains L.220	653.35	85
493506	TEMPOMATIC MIX 4 basin M1/2" wall-m mixer 6V batteries L.220	599.03	85
493510	TEMPOMATIC MIX 4 basin F3/8" mixer CW 230/6V rec mains L.190	527.85	85
493516	TEMPOMATIC MIX 4 basin F3/8" mix c-wall 6V batteries L.190	476.40	85
49400015	TEMPOMATIC MIX 2 basin mix Ø15 for CF mains 230/12V + trans	565.86	31
49400615	TEMPOMATIC MIX 2 basin mixer Ø15 comp. fitt. 6V battery	673.02	31
495009	TEMPOMATIC detector with cable L0.10m	87.03	207
495070	TEMPOMATIC detector with cable L0.7m	97.65	207
495149	TEMPOMATIC detector with cable L1.50m	107.66	207
49525315	TEMPOMATIC MIX PRO basin mix Ø15 for CF 230/12V swivel spout	602.63	62
49525715	TEMPOMATIC MIX PRO basin mix Ø15 for CF 6V batt. swivel spout	715.28	62
495444BC	Standard electronic control unit 230/12V with duty flush	227.03	207
495445BC	Multifunction elect control unit 230/12V for TEMPOMATIC	335.11	207
495446BC	Electronic control unit 6V battery operated for TEMPOMATIC	391.02	207
495499	TEMPOMATIC detector with cable L5m	163.53	207
495606	Solenoid vlv M3/8" 6V + filter for TEMPOMATIC, BINOPTIC basin	123.62	207
495612	Solenoid vlv M3/8" 12V + filter for TEMPOMATIC, BINOPTIC basin	54.53	207
495615	Solenoid valve M1/2" 6V + filter for TEMPOMATIC shower+urinal	123.62	-
495626	Solenoid vlv M1/2" 12V + filter for TEMPOMATIC basin/urinal	55.34	207
495626CEB	Solenoid valve 1/2" + cable L.4m for multifunction unit	76.62	-
49801515	BINOPTIC basin Ø15 for CF tap H.250mm 6V battery operated	578.48	63
498MCHLH15	BINOPTIC MIX Ø15 for CF mixer H.250mm 6V battery operated	732.45	63
49900015	TEMPOMATIC MIX 5 basin M1/2" rec mains supply Ø15 stopcocks	333.15	33
49900115	TEMPOMATIC MIX 5 basin M1/2" rec UK mains plug Ø15 stopcocks	333.15	33
49900615	TEMPOMATIC MIX 5 basin mix M1/2" batteries 15mm + stopcocks	333.15	33
510120	Clip-on sliding shower soap dish clear for bar Ø25&32	24.99	146
510120N	Clip-on sliding shower soap dish white Nylon for bar Ø25&32	24.99	146
510580	Liquid soap dispenser 1L polished 304 stainless steel	117.83	96
510581	Liquid soap dispenser 1L white powder-coated 304 st. steel	104.23	96
510582	Liquid soap dispenser 1L 304 stainless steel satin finish	110.34	96
510583	Liquid soap dispenser 0.5L polished 304 stainless steel	110.78	96
510584	Liquid soap dispenser 0.5L white powder-coated 304 st. steel	97.97	96
510586	Liquid soap dispenser 0.5L 304 stainless steel satin finish	103.74	96
51058M	Pump for soap dispenser 510580	48.13	-
512066P	Electronic liquid soap dispenser 1L bright pol 304 st steel	215.48	96
512066S	Electronic liquid soap dispenser 1L pol satin 304 st steel	215.48	96
512066W	Electronic liquid soap dispenser 1L white powder-ctd 304 st st	215.48	96
517000	Siphon F1 1/4" w. horizontal outlet Ø32 chrome plated brass	62.29	103
5445T2S	Twin hole wall mtd sink mixer swivel underspout L.200	192.11	93
5460N	Straight bar Ø32 +sliding block H1150 white Nylon	176.33	141
5460P2	Straight bar Ø32 +sliding block H1150 polished st steel	180.07	141
5460S	Straight bar Ø32 +sliding block H1150 st steel satin finish	180.07	141
546412	Replaced by 464000	-	-
547000DE	Replaced by 564000DE	-	-
547005DE	Replaced by 564005DE	-	-
564000DE	TEMPOFIX 3 fr sys WC TEMPOMATIC 230/6V Ø110 wall fix kit1/2	435.89	164
564005DE	TEMPOFIX 3 fr sys WC TEMPOMATIC 230/6V Ø110 self-supp kit1/2	457.31	164
564060DE	TEMPOFIX 3 fr sys WC time flow or bat Ø110 wall fix kit1/2	435.89	164
564065DE	TEMPOFIX 3 fr sys WC time flow or bat Ø110 self-supp kit1/2	457.31	164
565065DE	TEMPOFIX 3 WC Ø110 self-supp fire-retard, TEMPOFLUX 3 kit1/2	767.79	175
578110	PEHD sleeve connector 100/110	30.14	180
578212	TEMPOFLUX 2 WC 6L single flush for TEMPOFIX 3 fr sys kit 2/2	103.38	178
578222	TEMPOFLUX 2 WC 3L/6L dual flush for TEMPOFIX 3 fr sys kit 2/2	113.71	178
578230	TEMPOFLUX 2 WC dual flush TEMPOFIX 3 fr sys 70-130mm kit 2/2	190.42	179
578300DE	TEMPOFIX 3 WC frame 10-35 & 70-130mm Ø110 wall fix kit 1/2	508.26	178
578305DE	TEMPOFIX 3 WC frame 10-35 & 70-130mm Ø110 free-stand kit 1/2	524.22	178
578400DE	TEMPOFIX 3 WC frame 30-60mm Ø110 wall fix kit 1/2	538.51	179
578405DE	TEMPOFIX 3 WC frame 30-60mm Ø110 free-standing kit 1/2	565.21	179
578MUR	Wall reinforcements for TEMPOFIX 3 frame system	39.30	180
578PMR	TEMPOFIX 3 connection kit, L. 580mm for PMR WC bowl	19.48	180
580000	Basin or urinal waste Ø63 M1 1/4" st steel grid + ctrl screw	12.78	103

REF.	DESCRIPTION	£ (Excl. VAT)	P.
581000	On/Off washbasin waste 1 1/4" stainless steel valve	36.31	103
596000	Deluxe chrome plated blanking cap Ø45	13.24	103
611	HYGIÉNA waste 1 1/4" concave grid, adaptable slotted lantern	31.02	103
6110	HYGIÉNA waste with concave grid for basins, stainless steel	31.02	103
620	Washbasin pop up waste 1 1/4" chrome plated brass	35.48	103
6712	Hyperco liquid soap dispenser elbow control 0.9L white ABS	75.61	96
682001UK	Floor trap 100x100 hard floors adj H horiz elbow outlet Ø43	57.59	147
683001UK	Floor trap 150x150 hard floors adj H horiz elbow outlet Ø43	97.86	147
683002UK	Floor trap st steel grid Ø114 vinyl floors elbow outlet Ø43	73.71	147
684000	Floor trap with grid 140x140 - vertical outlet Ø40	77.18	147
705000	Connection washer Ø32/55 with clamp for WC	17.29	180
705028	Connection washer Ø28/55 with clamp for WC	22.53	180
709000	Recessed vandal proof ROUND shower head M1/2"	115.02	137
709000CF	*Recessed ROUND tperproof sh head M1/2" (stock then 709000DP)	115.02	-
709000DP	Recessed ROUND shower head M1/2", rain effect 6lpm	131.46	-
709010CF	*ROUND shower head M1/2" for panels (stock then 709010DP)	115.02	-
710500	Wall mounted soap dish Bayblend® chrome plated matt	42.51	146
710501	Wall mounted soap dish Bayblend® chrome plated bright	42.51	146
712000	TONIC JET vandal proof recessed shower head M1/2"	115.02	137
712000CF	*TONIC JET rec shower head M1/2 (stock then 712000DP)	115.02	-
712000DP	TONIC JET recessed shower head M1/2", rain-effect 6 lpm	214.89	-
712000GR	Replaced by 712000DP	-	-
729008	Soap dispenser straight spout 1L bottle, chromed brass	99.01	97
729012	Soap dispenser curved spout 1L bottle, chromed brass	103.88	97
729108	Soap dispenser straight spout, tube L1200, chromed brass	99.01	97
729112	Soap dispenser curved spout, tube L1200, chromed brass	103.88	97
729150	Wall mounted soap dispenser cross wall 180, chromed	111.97	97
729302	Maintenance kit for soap dispenser type 729150/729012	18.93	209
729303	Cartridge for soap dispenser type 729150/729200	68.30	209
729308	Cartridge for soap dispenser type 729008	68.30	209
729312	Cartridge for soap dispenser type 729012	73.53	209
729508	Soap dispenser straight spout 0.5L bottle, chromed brass	99.01	97
729512	Soap dispenser curved spout 0.5L bottle, chromed brass	103.88	97
730802.2P	*2 x Angled isolating ball valve for PREMIX 3/4" (while stock)	179.17	-
730803.2P	*2 x Angled isolating ball valve for PREMIX 1" (while stock)	179.17	-
730804.2P	*2 x Angled isolating ball valves for PREMIX 1 1/4" (while stk)	306.68	-
732115	PREMIX NANO thermostatic mixer Ø15mm nickel body	87.66	102
732116	PREMIX NANO thermostatic mixer Ø15mm chromed body	103.17	102
732515	Connection kit PEX L300 for PREMIX NANO 732216	47.00	209
733015	PREMIX COMPACT thermostatic mixer M1/2" rough cast body	112.27	-
733016	Replaced by 733015	-	-
733020	PREMIX COMPACT thermostatic mixer M3/4" rough cast body	112.27	-
733021	Replaced by 733020	-	-
733115	PREMIX COMPACT thermostatic mixer M1/2" Ø15mm rough body	122.01	102
733116	PREMIX COMPACT thermostatic mixer M3/4" Ø15mm rough body	165.17	102
734100	TEMPOGENOU angled MM1/2" lever L350 ~7sec	120.89	100
735000	TEMPOGENOU inline MM1/2" stud nut lever L350 ~7sec	131.38	100
735400	TEMPOGENOU inline MM1/2" lever L350 ~7sec	121.01	100
73544715	TEMPOGENOU inline MM1/2", lever L350 ~7sec comp fit + olives	153.68	100
736001	MONOFOOT floor mounted pedal operated valve MM1/2" stud nut	179.28	100
736101	MONOFOOT floor mounted pedal operated vlv MM1/2" without nut	172.08	100
736102	MONOFOOT wall mounted pedal operated vlv MM1/2" without nut	197.01	100
739000	MIXFOOT floor mounted pedal operated mixer MM1/2" stud nut	204.98	100
739100	MIXFOOT floor mounted pedal operated mixer MM1/2" w-out nut	200.26	100
739102	MIXFOOT wall mounted pedal operated mixer MM1/2" without nut	210.21	100
743305	TEMPOSTOP cross wall/lever basin/urinal cartridge ~7sec	49.02	209
743622	TEMPOFLUX 2 WC 3/4" recessed cartridge/frame 10-35mm ~7sec	79.89	209
743623	TEMPOFLUX 2 WC 3/4" cross wall flush vlv cartridge ~7sec time flow	78.45	209
743677	TEMPOFLUX 2 WC 3/4" recessed/frame 30-60mm cartridge ~7sec	116.50	209
743732	Maintenance kit for PREMIX NANO	42.99	209
743765	Recessed TEMPOFLUX 3 cartridge, dual flush 3L/6L	40.57	209
743792	Thermostatic cartridge for shower mixer	140.62	208
748065	Replaced by D275065	-	-
753256	Renovation pack for mixer with swivel spout from 06/19	9.76	208

References prefixed by * are available while stocks last. References are listed in ascending alphanumeric order.

DELABIE / Reference index

REF.	DESCRIPTION	£ (Excl. VAT)	P.	REF.	DESCRIPTION	£ (Excl. VAT)	P.
753733	Maintenance kit for PREMIX COMPACT	44.53	209	820023	*Push-fit union M1/2" for BIOFIL (while stock then 820123)	28.57	-
753734	PREMIX COMPACT repair kit (new design)	44.53	209	820024	Replaced by 820124N	-	-
753736	Maintenance kit for MONOFOOT	22.17	209	820025	*Push-fit union M24/125 for BIOFIL (while stock then 820125)	28.57	-
753739	Maintenance kit for MIXFOOT	30.08	209	820026	*Push-fit union M16.5x100 for BIOFIL (while stock then 820126N)	28.57	-
762150	TEMPOFLUX 2 WC cross wall 140 flush valve M3/4" Ø25 ~7sec	274.59	177	820122	*Push-fit union F22/100 for BIOFIL (while stock then 820122N)	35.73	-
762901	TEMPOFLUX 2 WC rec vlv M3/4" with box ~7sec single flush	265.62	177	820122N	Push-fit union F22/100 for BIOFIL tap filter	40.59	21
762902	TEMPOFLUX 2 WC rec valve M3/4" with box ~7sec dual flush	287.94	177	820123	Push-fit union M1/2" for BIOFIL tap filter	40.59	21
763000	TEMPOFLUX 3 WC F3/4" recessed AB, satin, 3L/6L, kit 2/2	171.50	170	820124	Replaced by 820124N	-	-
763040	TEMPOFLUX 3 WC recessed AB, chromed, 3L/6L, kit 2/2	243.70	170	820124N	Push-fit union M24/100 for BIOFIL tap filter	40.59	21
763041	TEMPOFLUX 3 WC F3/4" recessed valve AB, single flush, kit 2/2	221.23	170	820125	Push-fit union M24x125 for BIOFIL tap filter	40.59	21
763300	TEMPOFLUX 3 recessed 3/4" WC valve AB side control	426.31	173	820126	*Push-fit union M16.5x100 for BIOFIL (while stock then 820126N)	35.73	-
763BOX	TEMPOFLUX 3 WC 3/4" valve recessed AB, 3L/6L, kit 1/2	142.92	170	820126N	Push-fit union M16.5x100 for BIOFIL tap filter	40.59	21
763PIM	Satin st st plate for TEMPOFLUX 3 WC recessed AB	121.07	209	821	Chrome rail Ø25 can be cut, with soap dish 540mm centres	60.37	141
763PMM	Metal plate for TEMPOFLUX 3 WC recessed AB	215.41	209	821122	Anti-vandal union F22/100 for BIOFIL tap filter	47.37	21
769400	Recessed/cross wall PVC elbow flush tube Ø32	40.97	180	821123	Anti-vandal union M1/2" for BIOFIL tap filter	47.37	21
769500	Rec/c-wall PVC elbow flush tube + connection washer Ø32/55	61.97	180	821124	Anti-vandal union M24/100 for BIOFIL tap filter	47.37	21
790152	Aluminium extension for shower panel	200.70	146	821125	Anti-vandal union M24/125 for BIOFIL tap filter	47.37	21
790153	Stainless steel telescopic extension for shower panel	357.16	146	826315	Back-nut F1/2" 4mm thick with 3 screws and washer	10.26	101
790BOX	Recessed waterproof box for shower mixer - Kit 1/2	104.68	-	830	Shower head retaining collar for bars Ø 25-35mm	7.39	146
792320	SECURITHERM therm alu panel top inlets ~30sec handset +fixed	967.66	128	830T1	Black polyamide flexible shower hose L1.5m	23.15	143
792324	SECURITHERM therm SS panel top inlets ~30sec handset + fixed	1,126.42	129	832T1	Reinforced metal flexible shower hose double interlock L1.5m	29.56	143
792330	SECURITHERM therm alu panel rear inlet ~30sec handset +fixed	967.66	128	834T1	Metalloplastic BIOCOLOR PVC smooth flexible hose L1.5 m	22.73	143
792334	SECURITHERM therm SS panel rear inlet ~30sec handset + fixed	1,126.42	129	834T2	Metalloplastic BIOCOLOR PVC smooth flexible hose L2.00 m	24.72	143
792344	SECURITHERM st steel therm sh panel top inlets + handspray	1,126.42	129	834T3	Metalloplastic BIOCOLOR PVC smooth flexible hose L0.85 m	20.42	143
792344CF	*SECURITHERM SS therm panel, top inlets (stock then 792344DP)	1,126.42	-	834T4	Metalloplastic BIOCOLOR PVC smooth flexible hose L1.2 m	21.36	143
792344DP	SECURITHERM SS therm shower panel top inlets, rain effect	1,118.18	-	835T1	Black nylon flexible for sink hand spray L1.5m	28.85	143
792354	SECURITHERM st steel therm sh panel back inlets + handspray	1,126.42	129	836T1	Reinforced PVC SILVER flexible shower hose L1.5m	28.85	143
792354CF	*SECURITHERM SS panel back inl+hdspray (stck then 792354DP)	1,126.42	-	836T3	Reinforced PVC SILVER flexible shower hose L0.85m	26.09	143
792354DP	SECURITHERM SS therm shower panel back inlets, rain effect	1,118.18	-	837T4	Transparent flexible hose L 1.60m for retracting hand spray	41.22	143
792380	SECURITHERM therm alu sh panel hidden inlets handset + fix	988.90	128	841315	Chromed backplate elbow MF1/2" with stud nut Ø14	38.25	145
79239015	SECURITHERM alu shower panel top inlets Ø15 handset + fix	997.60	128	845	Adjustable shower head holder, chrome-plated	13.01	146
79240015	SECURITHERM therm alu sh panel 6V battery-op top inlets Ø15	1,069.51	126	845527.2P	Discontinued	-	-
792403	SECURITHERM st steel therm sh panel 6V battery-op top inlets	1,239.07	127	850	Shelf for dual control thermostatic shower mixers	54.13	146
792403CF	*SECURITHERM SS panel 6V batt-op top inl (stck then 792403DP)	1,239.07	-	855755.2P	2 x STOP/CHECK unions M1/2"-M3/4", offset 12mm	71.07	144
792403DP	SECURITHERM SS therm sh panel battery top inlets rain effect	1,228.10	-	855755UK.2P	2 x STOP/CHECK unions M1/2"-M3/4" inline	84.34	144
79240415	SECURITHERM SS therm sh panel 6V batt-op top inlets Ø15 soap	1,305.26	127	856027.2P	2 x S union M1/2" M3/4" with cover plate, offset 12mm	36.21	144
792404CF	*SECURITHERM SS panel batt-op top inl+soap(stck then 792404DP)	1,281.31	-	856127.2P	2 x S union M1/2" M3/4" with cover plate, offset 11mm	20.27	144
792404DP	SECURITHERM SS therm sh panel batt top inlets DS rain effect	1,269.30	-	856794.2P	2 x S union M1/2" M3/4" with cover plate, offset 11mm	31.77	144
792410UK	SECURITHERM therm alu shower panel UK 6V batt-op back inlets	1,069.51	126	857027.2P	2 x S union M1/2" M3/4" with cover plate, offset 21mm	60.58	-
792413	SECURITHERM st steel therm sh panel 6V batt-op back inlet	1,239.07	127	865127.2P	2 x Pillar unions M1/2" M3/4", without nut H64	52.98	145
792413CF	*SECURITHERM SS panel, 6V bty-op, back inl(stck then 792413DP)	1,239.07	-	868121	Wall mounted elbow outlet MM1/2" H33 for shower	42.95	145
792413DP	SECURITHERM therm sh panel battery back inlets, rain effect	1,228.10	-	870027.2P	2 x Deluxe pillar unions M1/2" M3/4", H70 Ø14	90.12	145
792414	SECURITHERM SS therm sh panel 6V batt-op back inlets + soap	1,281.31	127	880	Auto-draining device for shower mixers	39.38	144
792414CF	*SECURITHERM SS panel, bty-op, conc inl (stck then 792414DP)	1,281.31	-	900005	5 lpm flow limiter for mechanical mixers	6.32	-
792414DP	SECURITHERM therm sh panel batt back inlets DS, rain effect	1,269.30	-	900007	Non return valve with 6lpm flow rate regulator	10.76	206
792504	SECURITHERM st st therm shower panel 230/6V top inlet +soap	1,312.29	127	900010	Non-return valve for 3/8" connections	6.82	206
792514	SECURITHERM SS therm shower panel 230/6V back inlets + soap	1,312.29	127	9102	Wall mounted safety eye wash with bowl	447.64	202
801	Single jet shower kit with bar Ø22mm	75.47	140	9108	Horizontal safety wall mounted shower	219.54	202
803	5 jet shower kit with bar Ø25mm	121.64	140	9120C	Wall-mounted single spray eye wash + identification sign	189.48	203
806	Single jet shower kit with bar Ø25mm	103.03	140	9121	Wall-mounted dual spray eye wash + identification sign	216.53	203
807792	Removable push-fit rapid STOP connector FM1/2" for sh panel	68.63	145	9140C	Deck-mounted single spray eye wash + identification sign	234.54	203
808B.25P	25 x blue disposable shower kits L.0.85m	236.83	140	9141	Deck-mounted dual spray eye wash + identification sign	268.33	203
808Y.25P	25 x yellow disposable shower kits L.0.85m	236.83	140	91AA75	Safety aerator covers for eye wash	8.84	203
809B.25P	25 x blue disposable shower kits L.1.50m	242.17	140	9201	Safety free standing eye wash with bowl	725.19	202
809Y.25P	25 x yellow disposable shower kits L.1.50m	242.17	140	9203	Safety free standing eye wash and shower combination	1,065.38	201
811	Single jet shower head M1/2" chrome Ø70mm, scale resistant	16.89	142	921022.2P	2 x Star shaped flow straightener F22/100	9.47	99
811610.2P	2 x Copper tails M10 x 1 L365mm	48.03	105	921022.50P	50 x Star shaped flow straightener F22/100	202.81	99
811611.2P	2 x Copper tails M11 x 1 L365mm	48.03	105	921024.2P	2 x Star shaped flow straightener M24/100	9.47	99
811612.2P	2 x Copper tails M10 x 1 L385mm	74.03	105	921024.50P	50 x Star shaped flow straightener M24/100	202.81	99
813	5 jet shower head M1/2" chrome Ø100mm, scale resistant	44.24	142	922022.2P	2 x Eco flow straightener adjustable flow rate F22/100	10.80	99
815	Single jet shower head M1/2" Ø100mm, scale resistant	27.47	142	922024.2P	2 x Eco flow straightener adjustable flow rate M24/100	10.80	99
816	Twin jet shower head M1/2" with inverter, scale resistant	50.21	142	9225	Safety shower head	61.77	203
820	Chrome rail Ø22 can be cut, with soap dish 590mm centres	42.99	141	922640	BIOSAFE outlet with flow straightener holder and flat seal	9.55	99
820022	*Push-fit union F22/100 for BIOFIL (while stock then 820122N)	28.57	-	922660	BIOSAFE threaded outlet for 2920 and 266x ranges	7.38	99

References prefixed by * are available while stocks last. References are listed in ascending alphanumerical order.

REF.	DESCRIPTION	£ (Excl. VAT)	P.	REF.	DESCRIPTION	£ (Excl. VAT)	P.
923022	BIOSAFE outlet with collar F22x100, 5L	7.69	99	H960015	Therm seq basin mixer H.95 L.120, lever L.146, 15mm no waste	381.73	40
923022.50P	50 x BIOSAFE outlet with collar F22x100, 5L	274.59	99	H960015L	Therm seq basin mixer H.95 L.120, lever L.100, 15mm no waste	379.20	40
923024	BIOSAFE outlet with collar M24x100, 5L	7.69	99	H9600610	Therm seq basin mix H95 L120 lever L146 copper tail no waste	417.13	40
923024.50P	50 x BIOSAFE outlet with collar M24x100, 5L	274.59	99	H9600610L	Therm seq basin mix H95 L120 lever L100 copper tail no waste	414.60	40
926024	BIOSAFE outlet with collar M24/100 for 2620 range	7.69	99	H9601	SECURITHERM therm sequential basin mix H.95 L.120 with waste	439.52	-
941120	Wall mounted fixed L-shaped spout M1/2" L120 - H60 adj FS	45.18	101	H9605	SECURITHERM therm sequential BIOCLIP basin mixer H95 L120mm	429.76	38
941922	Wall mtd L-shaped spout for panels 1-10mm M1/2" L120 H60 FS	54.65	101	H960515	SECURITHERM seq BIOCLIP basin mixer H.95 L.120 L.146, 15mm	432.29	38
942040	Spout for cross wall 30mm M1/2" L75 flow straightener	70.40	101	H960515L	SECURITHERM seq BIOCLIP basin mixer H.95 L.120 L.100, 15mm	429.76	38
942200	Spout for cross wall 230mm M1/2" L75 flow straightener	86.55	101	H9605610	SECURITHERM seq BIOCLIP basin mix H95 L 120 lever L146 copper	467.68	38
943150	Swivelling under spout L. 150mm, F3/4"	64.54	206	H9605610L	SECURITHERM seq BIOCLIP basin mix H95 L120 lever L100 copper	465.16	38
943151	Fixed under spout L. 150mm F3/4"	71.92	206	H9611P	SECURITHERM therm seq mixer SS BIOCLIP spt inline SC c-c 150	554.53	87
943200	Under spout L200 F3/4"	69.86	206	H9612	SECURITHERM therm sink mixer swl spt/ret spray, short lever	478.76	75
943200100	Tubular swivel under spout Ø22 L200mm, nut 3/4"	78.85	-	H9613	SECURITHERM therm sink mixer +column with retracting handset	500.21	78
943200100M	Tubular swivel spout Ø22, H.105 L.200mm nut 3/4" (for 2519)	83.96	206	H9614P	SECURITHERM seq mixer st st BIOCLIP spout c-c 200 inline SC	553.51	87
943200110	Tubular swivel under spout Ø22 L200mm, nut 3/4" and brass FS	83.96	-	H9615	SECURITHERM therm seq mixer st steel BIOCLIP spout w columns	630.76	87
943300110	Tubular swivel under spout Ø22 H.80 L.300mm, nut 3/4"	123.83	206	H9620	SECURITHERM thermostatic sequential sink mixer H.160 L.140	463.74	66
947120	Wall mounted fixed spout M1/2" L.110 H16 Ø32 adjustable FS	74.72	101	H962015	SECURITHERM sequential sink mixer H160 L140 lever L146 15mm	465.33	66
947135	Wall mtd fixed spout M1/2" L120 H16 Ø32 adj FS + plate Ø60	87.09	101	H9620610	SECURITHERM sequential mixer H.160 L.140 lever L.146 copper	509.20	66
947151	Fixed spout for walls 165mm M1/2" L120 Ø32 adjustable FS	120.68	101	H9625	SECURITHERM therm sequential BIOCLIP sink mixer H.160 L.140	539.90	66
947157	Fixed spout for walls 165mm M1/2" L170 Ø32 adjustable FS	145.31	101	H962515	SECURITHERM seq BIOCLIP sink mixer H160 L140 lev L.146, 15mm	542.74	66
947170	Wall mounted fixed spout M1/2" L160 H16 Ø32 adjustable FS	96.10	101	H9625610	SECURITHERM seq BIOCLIP mixer H.160 L.140 lever L.146 copper	607.77	66
947200	Fixed under spout L.200mm F3/4"	64.31	206	H963015	SECURITHERM therm seq shower mixer btm outlet inline SC, 15mm	374.16	110
963150125F	Swivelling tubular over spout Ø 22, H.105 L.150 nut 3/4"	75.07	206	H9630HYG	Auto-drain shower kit with therm seq mixer H9630, offset SC	487.23	111
963150923F	Tube swivel spout Ø22 BIOSAFE open flow outlet H100 L150mm	84.50	206	H9630KIT	Shower riser kit with therm seq mixer H9630, offset SC	467.68	111
963200145F	Tubular swivel overspout Ø22, H.135 L.200mm nut 3/4"	80.79	206	H9630SHYG	Auto-drain shower kit with therm seq mixer H9630S offset std	456.08	111
963200245F	Tubular swivel overspout Ø22, H.230 L.200mm nut 3/4"	83.17	206	H9630SKIT	Shower riser kit with therm seq mixer H9630S, offset std	436.08	111
963200923F	*Tub swivel spout, BIOSAFE outlet, H130 L200mm (while stock)	99.86	-	H9631	SECURITHERM waterproof seq rec shower mix, kit 2/2 (+H96BOX)	297.75	115
963300145F	Tubular swivelling overspout Ø22, H.130 L.300mm, nut 3/4"	102.38	206	H9631L	SECURITHERM seq rec shower mix, Hyg lever kit 2/2 (+H96BOX)	290.28	115
963300245F	Tubular swivel overspout Ø22, H.230 L.300mm, nut 3/4"	105.47	206	H9632	*Seq rec waterprf shwr mix 2/2 (+790BOX)(whl stk thn H9631)	385.51	-
963300923F	*Tub swivel spout, BIOSAFE outlet, H230 L300mm (while stock)	122.89	-	H9633	SECURITHERM rec waterprf shower mix + elbow, 2/2 (+H96CBOX)	338.34	115
967152	Swivel swan neck spout M1/2" L150 H120 adj flow straightener	48.46	101	H9633L	SECURITHERM rec shower mix + elbow, Hyg lever 2/2 (+H96CBOX)	328.14	115
967202	Swivel swan neck spout M1/2" L200 H200 adj flow straightener	51.08	101	H9634	SECURITHERM thermostatic sequential shower panel back inlets	683.20	131
9741	SECURITHERM Securitouch therm. shower mixer, w/o unions	357.16	-	H9635	SECURITHERM therm seq shower panel back inlets + handset	800.32	131
9741TET	Ceramic head 1/2" 1/4 turn for SECURITHERM	35.52	208	H9636	SECURITHERM sequential shower panel flexi inlets w. handset	800.32	131
9768	BIOSAFE thermostatic shower mixer, ERGO controls, w/o unions	318.82	-	H963615	SECURITHERM sequential shower panel copper inlets w. handset	813.33	131
9769	SECURITHERM BIOSAFE thermostatic shower mixer, w/o unions	302.21	-	H9639	SECURITHERM sequential therm shower panel flexible inlets	683.20	131
981142	Fixed cast spout M1/2" L140 H120 adj flow straightener	99.27	101	H963915	SECURITHERM sequential therm shower panel copper inlets Ø15	696.22	131
983615	*ECONOMIX 15/3 thermostatic mixing valve (while stock)	208.21	-	H964015	SECURITHERM therm seq shower mixer top outlet inline SC, 15mm	374.16	110
983622	*ECONOMIX 22/3 thermostatic mixing valve (while stock)	218.47	-	H964115	SECURITHERM thermostatic sequential exposed shower kit, 15mm	638.74	110
990123	2 x Lithium batteries 3V type 123A for elect unit 495446BC	21.29	207	H9642	Remote therm sequential sink mixer for retracting hand spray	318.69	78
990223	Lithium battery 6V type 223 for units 479446, 490446, 492446	23.94	207	H96BOX	Waterproof rec box for seq shower mixer no inverter, kit 1/2	290.99	115
993615	*ECONOMIX 15/3 Combi thermostatic mixing valve (while stock)	233.91	-	H96CBOX	Waterproof rec box for seq shower mixer with inv, kit 1/2	324.80	115
993622	*ECONOMIX 22/3 Combi thermostatic mixing (while stock)	281.25	-	H9716	SECURITHERM therm sink mixer with swivelling spout H230 L200	432.72	67
999049	4 x Vandal proof screws TORX M5x25 + pegs	8.19	206	H9726	SECURITHERM thermostatic basin mixer swivel spout H205 L150mm	480.20	51
A22D75	Safety aerator F22/100 for safety hand sprays	19.40	203	H9739	SECURITHERM thermostatic shower mixer, offset SC	354.32	122
A22LY75	Safety aerator F22/100 for eye wash	19.40	203	H9739HYG	Auto-drain shower kit with therm mixer H9739, offset SC	435.91	123
BA9915	*2 x 15mm Combi angled inlet assembly (while stock)	87.93	-	H9739KIT	Shower riser kit with thermostatic mixer H9739, offset SC	478.78	123
C151AH75	2 x Connectors with non-return valve FM3/8"	23.09	105	H9739S	SECURITHERM thermostatic shower mixer, offset std	315.73	122
C282025	2.5mm Allen key to adjust flow rate on Eco flow straightener	11.97	99	H9739SHYG	Auto-drain shower kit with therm mixer H9739S, offset std	381.86	123
C291AH75	2 x Connectors with non-return valves FM1/2"	27.72	105	H9739SKIT	Shower riser kit with thermostatic mixer H9739S, offset std	424.73	123
CEL378150V	Detector + L1.50m cable for BINOPTIC, TEMPOMATIC 2	97.21	207	H9741HYG	AD shower kit with Securitouch therm mixer H9741, offset SC	436.08	121
CEL378499V	Detector + L5m cable for BINOPTIC, TEMPOMATIC 2	163.53	207	H9741KIT	Shower riser kit with Securitouch therm mixer H9741, offset SC	436.08	121
CEL378V	Detector + L0.70m cable for BINOPTIC, TEMPOMATIC 2	75.80	207	H9741SHYG	AD shower kit with Securitouch therm mixer H9741S offset std	401.95	121
CF	*Adjustable nozzle M24x1.25 - 10 lpm (while stock then DP)	11.78	-	H9741SKIT	Shower riser kit w. Securitouch therm mix H9741S, offset std	401.95	121
D273015	Deck mounted tap MM1/2"	82.33	-	H9741TP	SECURITHERM Securitouch therm shower mixer, inline SC TMV3	356.46	120
D275058	Bed pan push button operated hand spray with stopcock	201.97	152	H9752P	Discontinued	-	-
D275065	Bed pan trigger hand spray with flow straightener, stopcock	242.09	152	H9768HYG	AD shower kit with BIOSAFE therm mixer H9768, offset SC	457.29	119
D276020	Wall mounted tap for washing machines M1/2", M3/4"	46.85	-	H9768KIT	Shower riser kit with BIOSAFE therm mixer H9768, offset SC	496.33	119
DP	Rain effect comfrot diffuser, vandal proof, M24x1.25	19.23	137	H9768SHYG	AD shower kit with BIOSAFE therm mixer H9768S offset std	418.24	119
FLEXPEX2	2 x PEX Flexible connector M10x1 F3/8" L.420mm	50.15	106	H9768SKIT	Shower riser kit w. BIOSAFE therm mix H9768S, offset std	459.36	119
FLEXPEX3	2 x PEX flexible connector M10x1 F3/8" L525mm	57.28	106	H9768TP	BIOSAFE therm shower mixer, ERGO controls, inline SC, TMV3	328.53	118
FLEXPEX4	2 x PEX flexible connector M10x1 F3/8" L660mm	70.59	106	H9769	SECURITHERM BIOSAFE thermostatic shower mixer, offset SC	313.42	118
FLEXPEX6	2 x PEX flexibles, rotatng L.467mm	59.07	106	H9769HYG	AD shower kit with Securitouch therm mixer H9769, offset SC	440.19	119
H9600	SECURITHERM therm sequential basin mixer H.95 L.120 no waste	379.20	40	H9769KIT	Shower riser kit with BIOSAFE therm mixer H9769, offset SC	483.06	119

References prefixed by * are available while stocks last. References are listed in ascending alphanumerical order.

DELABIE / Reference index

REF.	DESCRIPTION	£ (Excl. VAT)	P.	REF.	DESCRIPTION	£ (Excl. VAT)	P.
H9769S	SECURITHERM BIOSAFE thermostatic shower mixer, offset std	279.41	118	N961	SECURITHERM therm cart for sinks H961× (after 10/2022)	201.74	208
H9769SHYG	AD shower kit with Securitouch therm mixer H9769S offset std	400.18	119	N962	Thermostatic cartridge for recessed sequential mixer	218.91	208
H9769SKIT	Shower riser kit with BIOSAFE therm mixer H9769S, offset std	443.05	119	N963	SECURITHERM therm cart for showers H9630/40 (after 10/2022)	201.74	208
N009AG75	Ceramic cartridge Ø40 with base plate and flow rate limiter	41.22	208	N9630	Replaced by N963	-	-
N109AG75	Ceramic cartridge Ø40 with base plate, no flow rate limiter	36.54	208	N96L	Replaced by N960	-	-
N148AA75	Ceramic cartridge Ø40 no base, no flow rate limiter	35.27	208	N9726	Thermostatic cartridge for SECURITHERM basin H9726	199.87	208
N201AG75	Ceramic cartridge Ø40 no base flow limiter for elec. models	78.70	208	N9769	Thermostatic cartridge for SECURITHERM H9769	214.39	208
N222	Ceramic cartridge Ø35 with base, with flow rate regulator	41.22	208	N97L	Thermostatic cartridge for SECURITHERM shower H9739/S	176.40	208
N243	Ø35mm ceramic sequential cartridge with base	54.94	208	N97LR	Thermostatic cartridge for SECURITHERM shower H9741/52S	176.40	208
N243I	Sequential Ø 35mm ceramic cartridge with base + link	64.31	208	NS262	Ceramic cartridge Ø35 with base plate	41.22	208
N248AA75	Ceramic cartridge Ø40 no base with flow rate limiter	41.22	208	NSB262	Ø35mm ceramic cartridge with base and centering ring	41.22	208
N252	Ceramic pressure balancing EP cartridge Ø40 with base plate	105.84	208	P120AA75	Guided washer head Ø22.5 + cover (5800 range)	97.48	208
N262	Ceramic cartridge Ø35 with EP Pressure Balancing	95.98	208	P482AJ75	Ceramic head 1/2" 1/4 right turn	26.93	209
N421AJ75	Thermostatic cartridge 1/2" NF	207.81	-	P9775	Replaced by 9741TET	-	-
N434AH75	Cartridge Ø35 without base plate for 3020, 2303 & 2312 range	41.22	-	V668AH75	Nameplate for safety shower	34.62	-
N96	Replaced by N961	-	-	V669AH75	Nameplate for safety eye wash	34.62	-
N960	SECURITHERM therm cartridge for sinks H960× (after 10/2022)	201.74	208				

References prefixed by * are available while stocks last. References are listed in ascending alphanumerical order.

Unless otherwise agreed in writing these conditions constitute the only conditions upon which DELABIE UK Ltd. ("The Company") is willing to supply the goods specified.

The Company does not sell directly to members of the public:

- The price list is provided for guidance only and does not constitute a contract. The wholesalers and installers are free to determine their prices in accordance with current regulations, taking into account their costs, services and warranty costs they bear.
 - The Terms and Conditions are valid for all wholesale customers.
- For all other professionals (manufacturers, export, etc.) or for any special manufacturing request, please contact us.

ORDERS AND QUOTATIONS:

These will be processed in order of receipt. We do not accept open orders or orders for call-off. All orders sent imply acceptance of our general terms and conditions of sale and customers waive any claims that may arise from clauses in their own documentation which may differ. The customer agrees to these terms from the moment that we receive the order, which cannot be cancelled. Orders are accepted without obligation to deliver the order in full in one delivery. Our commercial representatives are not authorised to agree additional terms verbally, or to provide verbal guarantees beyond those provided in the written contract. In the event of default or delayed payment, the Company will be entitled to suspend deliveries or cancel existing orders without any claim for damages from the customer. In the event of a change in circumstances of the buyer, we reserve the right to cancel existing orders or to demand payment guarantees. Our quotes do not amount to specifications; specifiers and professional installers are solely responsible for the choice of products according to their intended use, current regulations and recommended guidelines.

PRICE:

Deliveries are invoiced according to the conditions in place at the date of despatch. Prices are given without guarantee and they may be changed without notice subject to fluctuations in costs, VAT or other taxes, according to the prevailing economic conditions. Price increases will be announced one month prior to their application, and they apply to quotes and orders in hand. Orders will be despatched free-of-charge for all deliveries within mainland UK, excluding express deliveries.

PAYMENTS:

Unless otherwise stated, prices quoted are ex-works and are exclusive of value added tax. All prices will be subject to any value added tax at the appropriate rate. Payment terms, subject to credit approval and prior agreement, are strictly 30 days from invoice date. According to individual credit conditions and/or insurance requirements The Company reserves the right to request payment in advance of despatch of goods on receipt of order. We do not give discounts for early payment.

The company understands and will exercise its statutory right to claim interest and compensation for debt recovery costs under the Late Payment of Commercial Debts (Interest) Act 1998 legislation if invoices are not paid according to agreed credit terms.

In the case of late payment a cash payment may be required, replacing existing conditions. We will not accept any set-off, only our assets have a legal value.

DELIVERY TIMES:

Despatch dates are indicative only and we shall not be liable for any delay or failure in carrying out our obligations where the delay or failure to deliver is caused by risks of manufacturing or where the cause is beyond our control. Delivery delay will not give rise to compensation payment or goods rejection.

SHIPPING:

Orders are sent to our distributors. We do not deliver to site. The buyer assumes responsibility for carriage and packing costs for deliveries outside mainland UK. The carrier is solely responsible for their delivery, and in the event of delay, missing items, damage or other dispute, the customer must indicate this via the delivery driver's paperwork (either electronically or in hard copy) AND follow up with written notification sent by recorded delivery within 24 hours. A copy of this letter must be addressed to us.

CLAIMS:

No claim will be allowed where the delay in reporting exceeds 8 days following receipt of the goods. The whole of the delivery cannot be rejected because of partial damages and shortages.

PROPERTY IN GOODS:

Notwithstanding any agreed terms of sale, the goods shall remain the property of the seller until payment is made in full. The failure to meet a payment deadline may result in the reclamation of these goods. The buyer assumes the risks of loss or damage, regardless of the means of delivery, as described in "DELIVERY TIMES" and "SHIPPING" above, as well as liability for the damage they might cause.

WARRANTY AND RESPONSIBILITY:

Our finished goods are warranted against any manufacturing defect for a period of 10 years, including electronic controls, excluding other electrical accessories (e.g. hand dryers, etc.) which have a 3-year warranty from the invoice date. This does not apply to products with an expiry date. Spare parts have a one-year warranty. This warranty is limited to replacement or repair of defective components as determined by our workshops in France but excludes the costs of spoilage, handling and carriage or compensation, whatever they are. We are not responsible for handling charges and the cost of returning products to our workshops. Disasters or major water damage as a result of manufacturing defects are covered by our product and/or public liability insurance.

Our warranty and responsibility does not include the following:

- installation that does not comply with the technical specification or current recommended guidelines;
- worn parts;
- non-compliance with installation, user and maintenance guides;
- other factors independent of our products' quality, for example: detergents or abrasive cleaning products, the action of hard water, foreign bodies (e.g. gravel, sand, iron filings, scale, etc.), chemical and electrolytic phenomenon;
- lack of supervision, poor storage or poor maintenance;
- product modifications or actions by the customer, or a third party, without our authorisation using non-DELABIE components and/or consumable items.

products past their expiry date. The water-tightness of connections, joints and the product housing is the responsibility of the professional responsible for installation, and must be guaranteed by them. Warranty excludes joints, valves, washers and rubber seals. However they would be supplied if the warranty application requires them. Any finishes other than chrome or nickel are also excluded from the warranty.

In the event that the product has been discontinued or manufacturing methods have changed and replacements are not available, similar alternative products will be offered. Replacement under warranty will not extend the duration of the original warranty.

Legal warranty of latent defects applies in any event.

SPARE PARTS:

Spare parts and mechanisms that are essential to ensure the correct operation of our products will be held in stock for the duration of the guarantee. They are listed at the back of our catalogues.

RETURNS:

Goods may not be returned to us for credit without our prior written approval obtained by the buyer from the Company and they are received in a good state (determined by our goods inwards department). All transportation costs for returned goods must be paid by the buyer. Goods must be returned to our factory* with good protective packaging. Deliveries less than a month old will be refunded at the invoiced price. For deliveries older than one month, a deduction will be made for checking, handling and administration costs. A repair and re-stocking fee will apply where appropriate.

Product returns are not permitted in the following circumstances: discontinued products, specially manufactured products, technical or aesthetic evolution of the product since the date of purchase, scratched or damaged products, products purchased more than one year previously, products with an expiry date. If sent to DELABIE, those products outside the scope of returns will be immediately destroyed/recycled, and will not be returned to the customer.

The schedule of standard deductions is as follows:

- return less than 1 month: refund at invoiced price
- return between 1 and 3 months: deduction of 15%
- return between 3 months and 1 year: deduction of 30%
- return after 1 year: no refund possible.
- return without prior agreement: additional deduction of 5% of the value of the goods with a minimum value of £50 excl. VAT.

* DELABIE S.A.S.
18, rue du Maréchal Foch
80130 Friville Escarbotin – FRANCE

CLEANING - MAINTENANCE:

Clean with slightly soapy water only, using a soft cloth or sponge, rinse and dry thoroughly. Do not use abrasive or chlorine-based products (with a hydrochloric acid base), or dyes.

PHOTOGRAPHS AND DRAWINGS:

All photos, drawings or illustrations are for illustrative purposes only, without contractual obligation, and may be subject to change without notice. We reserve the right to modify designs and dimensions without notice and without recourse. This applies to all references, dimensions, information contained in various documents, catalogues, installation guides, price lists and websites, which can be modified or discontinued at any time without notice.

INTELLECTUAL PROPERTY AND USE OF CONTENT:

The content (including but not limited to the information, text, graphics, data, images, photos, visuals, videos and soundtrack, and the format of all these elements and our catalogues, websites, etc.) are protected under copyright and/or other intellectual property. The contents are the sole property of their respective editors. Any copying, reproduction, use, adaptation, alteration, modification, translation, dissemination, complete or partial, of content, whether they belong to DELABIE UK Limited or a third party which has granted the rights to DELABIE UK Limited, by any means whatsoever, is illegal except for the limiting rights that are granted below, and/or private copying for the exclusive use of the copier. The content presented in our communication and business tools may be subject to change without notice and are provided without warranty of any kind, express or implied, and cannot give rise to any right to compensation. Protected content may be specifically identified by the following copyright notices: © or "All rights reserved".

The names and logos appearing in our catalogues and websites are registered trademarks. These distinctive marks are the exclusive property of DELABIE UK Limited or third parties who have granted the rights to DELABIE UK Limited. Any use, complete or partial reproduction, or imitation of these marks is prohibited without prior express consent of DELABIE UK Limited.

Alteration and modification of the contents or their use for any purpose other than that authorised, constitute an infringement of DELABIE UK Limited's, or a third party's, property rights. With the following limitations, DELABIE UK Limited grants you the right to download and distribute the content:

- where the download function exists
- for non-commercial purposes
- in good faith
- for maintaining the proprietary notices intact, and for the publication or posting of existing content online, if such information is stated. This right should in no way be interpreted as a trademark or copyright license for the aforementioned content.

PERSONAL DATA PROTECTION:

In line with the General Data Protection Regulation (GDPR), DELABIE is doing everything necessary to limit to a bare minimum the collection of personal data, and its conservation and ensure its protection.

DELABIE only uses this data for its own use for purposes of information and commercialisation of its products. It is not, under any circumstances, given to third parties.

The right of access, rectification, removal and opposition to the processing in addition to the limitation and transferability of your data is possible on request to our Data Protection Officer (DPO) at DELABIE via email (dpo@delabie.fr) or recorded delivery with a photocopy of a photo ID to the following address: DELABIE, Henderson House, Hithercroft Road, Wallingford, OX10 9DG.

To improve our services and for training purposes, calls to DELABIE may be recorded. These recordings will not be retained, and will be systematically deleted within a maximum period of 48 hours.

TERRITORIAL EXCLUSIVITY:

Our wholesalers are authorised to sell in the UK and its offshore territories. For all other countries, the Company has entered into exclusive agreements with import and distribution companies.

In this context, our UK customers cannot sell our products outside their national borders unless they have express agreement from us.

JURISDICTION:

These terms of business are governed by English and Welsh law. Acceptance of an order in stock constitutes a contract under English and Welsh law. All disputes arising from the contract in connection with these terms shall be subject to the exclusive jurisdiction of the English Court, even if there is an appeal and there are multiple defendants, and regardless of the delivery location or stipulated payment. The Company may vary these terms of business from time to time by giving you reasonable written notice. All clauses to the contrary will be considered void by the mere fact of having dealt with our company.

AVAILABLE CATALOGUES:



DOC 609UK: Water Controls for Public and Commercial Places

DOC 900UK: Water Controls for Healthcare Facilities and Retirement Homes

DOC 950UK: Accessibility and Independence - Hygienic Accessories for Public and Commercial Places

DOC 750UK: Stainless Steel Sanitary Ware

DOC 200UK: Water Controls for Professional Catering

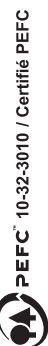


DELABIE

UK RECOMMENDED PRICE EXCL. VAT
FROM 01/01/2023 TO 31/12/2023

These prices may be subject to change

Delabie UK Ltd
Reg No: 1764854 England
Reg Office: Henderson House
Hithercroft Road, Wallingford, Oxon
OX10 9DG



DOC 900UK - 12/2022