

DELABIE



ACCESSIBILITY ACCESSORIES

2023/2024

DELABIE

UK RECOMMENDED PRICE EXCL. VAT
FROM 01/01/2023 TO 31/12/2023
These prices may be subject to change

CONTACTS

HEAD OFFICE & PRODUCTION SITE

18, rue du Maréchal Foch
80130 Friville
FRANCE

UK OFFICE

Henderson House
Hithercroft Road
Wallingford
Oxon
OX10 9DG

delabie.co.uk

Please contact our Sales Team for details of your local Sales Representative (13 Area Sales Managers cover the UK market).

SALES

Tel. 01491 824449
Fax 01491 825727
orders@delabie.co.uk

COMMERCIAL ADVICE SPECIFICATION SUPPORT

Tel. 01491 526820
Fax 01491 825727
commercial.advice@delabie.co.uk

QUOTES & PROJECTS

Tel. 01491 821822
Fax 01491 825727
quotes@delabie.co.uk

TECHNICAL SUPPORT

Tel. 01491 821821
Fax 01491 825727
technical@delabie.co.uk



Certification
ISO 9001: 2015
quality management
systems

ACS

Certificate of Sanitary Conformity.

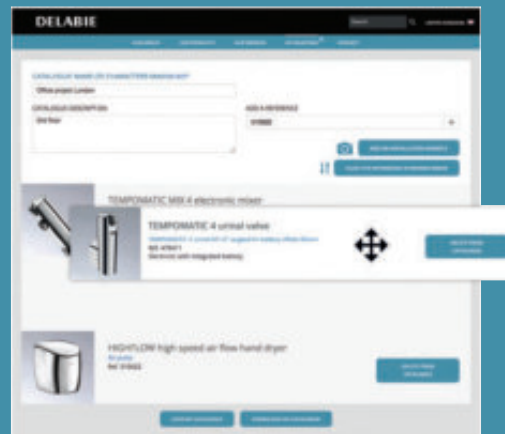
All DELABIE products conform to the CPDW* directive modified 29/05/1997, and the French Ministry of Health circular DGS/SD7A2002 no. 571 dated 25/11/2002.

* Construction Products in Contact with Drinking Water (European Commission).

delabie.co.uk available features



SUITABLE FOR TABLETS AND SMARTPHONES



CREATE A PERSONALISED CATALOGUE

Create your own catalogue using your own product selection.

You can personalise it by giving it a project name and description, by choosing the order for the products to appear and by adding lifestyle images.

This catalogue will then be available in Word, PDF and Excel formats.



BIM: DELABIE'S CORE PRODUCTS ARE NOW AVAILABLE

To meet the requirements of BIM technology, DELABIE has modelled its core products.

Available in 3 formats - REVIT, IFC and ARCHICAD, the files can be downloaded via the relevant product data sheet or via datashare.

The list of references available in BIM format is available in **Our Services - BIM Files**.



TRENDS THE MAGAZINE: THE DESIGN TRENDS TAB

Browse the "Trends by DELABIE" magazine intended for those who are passionate about Design and the art of the "Beautiful".

Discover the 4 universes of "Trends" with major international projects, specification trends as well as interviews with prominent designers and architects who talk about their projects and their passions.

DELABIE



BLACK MAGIC ACCESSORIES.....	7
HAND DRYERS, SOAP & PAPER TOWEL DISPENSERS.....	10
TOILET PAPER DISPENSERS, TOILET BRUSH SETS.....	35
MIRRORS, COAT HOOKS, TOWEL RAILS.....	45
GRAB BARS.....	52
SHOWER CURTAIN RAILS & SHOWER CURTAINS.....	54
ECONOMY PROJECTS RANGE.....	58

HYGIENIC
ACCESSORIES
FOR PUBLIC
AND COMMERCIAL
PLACES
3




DOC M PACKS.....	62
DOC M PRODUCTS.....	67
DOC M SPACE GUIDES.....	70

ACCESSIBILITY
DOC M RANGE
61




SHOWER SEATS.....	77
GRAB BARS & DROP-DOWN SUPPORT RAILS.....	81
SHOWER GRAB BARS.....	86
ACCESSORIES.....	92

ACCESSIBILITY
BE-LINE® RANGE
73



SHOWER SEATS.....	101
GRAB BARS & DROP-DOWN SUPPORT RAILS.....	105
SHOWER GRAB BARS.....	112
ACCESSORIES.....	120
STAINLESS STEEL SANITARY WARE FOR PEOPLE WITH REDUCED MOBILITY.....	126

ACCESSIBILITY
STAINLESS STEEL
RANGE
97



SHOWER SEATS.....	133
GRAB BARS.....	137
DROP-DOWN SUPPORT RAILS.....	141
SHOWER GRAB BARS.....	142
ACCESSORIES.....	150

ACCESSIBILITY
NYLON CLEAN
RANGE
129



SHOWER SEATS & STOOL.....	161
WHITE BASIC GRAB BARS.....	162
SATIN FINISH BASIC GRAB BARS.....	165
ECO GRAB BARS.....	166

ACCESSIBILITY
BASIC & ECO
RANGES
159



ACCESSIBILITY - INDEPENDENCE INSTALLATION ADVICE.....	169
--	-----

SPACE
GUIDES
169

SPARE PARTS.....	178
REFERENCES INDEX.....	180

INDEX
177



DELABIE

Hygienic accessories for public and commercial places

WASHBASINS
5



WCs
35



BATHROOMS
45



GRAB BARS
52



SHOWERS
54



ECONOMY RANGE
58





MAXIMUM HYGIENE

Stainless steel:

a material that limits bacterial proliferation

The majority of DELABIE's accessories are made from bacteriostatic 304 stainless steel. With this type of stainless steel, a thin, invisible protective layer forms continuously when in contact with air or water. Even if the surface is damaged mechanically, the **stainless steel is protected against corrosion**. The surface remains bright, hard and smooth, preventing bacteria from easily adhering to the surface. Bacterial development is therefore slower compared to other materials. Studies have regularly proven the aseptic qualities of stainless steel.

It is a noble metal alloy ideally suited to environments that demand high standards of hygiene (for example hospitals, retirement homes, schools, canteens, public washrooms, etc.).

Bright polished and polished satin finishes: cleaning is easy and sustainable

Using surfaces that are easy to clean and disinfect reduces the spread of bacteria. DELABIE's bright polished finish and polished satin finish provide the accessories with a uniform, non-porous surface. They are easy to clean and require less cleaning product. **Bacterial retention after cleaning is extremely low**, up to 20 times less than for other materials such as glass or plastic.

Studies show that after several cycles of daily soiling and cleaning, polished stainless steel retains less dirt and fewer residual bacteria than copper which also has bactericidal properties. Copper surfaces degrade over time, making them more difficult to clean. Polished stainless steel provides better hygiene by facilitating sustainable cleaning.

Hygiene-friendly design

DELABIE's accessories are designed to meet the obvious and essential principle of hygiene i.e. frequent cleaning. One-piece covers with **fewer niches where bacteria can develop** and soap tanks that prevent the soap from stagnating both contribute to effective cleaning and good hygiene.

MAXIMUM ENDURANCE

High resistance to vandalism

DELABIE's hygienic accessories generally have thicker metal than most products available on the market. This **robust design** offers a high level of resistance to vandalism, appropriate for places subject to intensive use.

To prevent theft, very common in public facilities, a large number of DELABIE's hygienic accessories feature concealed fixings and/or locks with a key. The option to use the **standard DELABIE key** for the majority of DELABIE's products with locks, makes servicing them easy for maintenance staff.

Suitable for intensive use

All DELABIE's products undergo performance tests under extreme conditions. They are **specifically designed for intensive use** in all types of highly frequented public and commercial places.

DESIGN

DELABIE's products have a timeless design.

The diversity of the product range fits perfectly with any commercial installation. In an office building or shopping centre it is paramount that the product design fits in with its surroundings.

DELABIE's hygienic accessories are generally available in three finishes: bright polished stainless steel, polished satin stainless steel and white powder-coated finishes.

Therefore, they can adapt to all types of materials and to **different interior decoration styles**.

Paint it BLACK!

DELABIE has extended its range of accessories in a matte black finish to expand the range that already exists.

It matches the BLACK BINOPTIC mixers and taps and Black Magic sanitary ware perfectly (see our *Commercial Water Controls* and *Stainless Steel Sanitary Ware catalogues*).

AND ALSO...

Complete range

DELABIE's range provides solutions for a whole variety of different installations such as bathrooms, washrooms, en suites, etc. The quality image of stainless steel associated with the sleek design of DELABIE's hygienic accessories make them the perfect complement to DELABIE's other ranges.

100% recyclable

Stainless steel is 100% recyclable, contributing to sustainable development and protecting the environment. DELABIE's stainless steel products contain 50-65% recycled stainless steel.





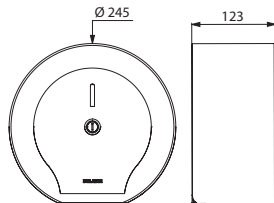


TEMPOFLUX 3 time flow direct flush system **763BOX+763030** - Wall-hung S21 S WC pan in matte black **110310BK** - Matte black slimline toilet seat lid **102819**
Wall-mounted toilet brush set with lid **4051BK** - Toilet roll holder **510083BK** - Coat hook **4043BK**

Large toilet roll holder



- Matte black powder-coated **bacteriostatic 304 stainless steel**.
- **Hinged cover** makes it easier to refill and improves hygiene.
- With lock and **standard DELABIE key**.
- **With back-piece**: protects paper from imperfections in the wall, humidity and dust.
- Level control.
- 10-year warranty.




510911BK

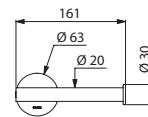
Large matte black toilet paper dispenser		
For 400m rolls	510910BK	£149.81
For 200m rolls	510911BK	£119.83

Toilet roll holder

Or for spares



- Matte black powder-coated **bacteriostatic 304 stainless steel**.
- Can be installed horizontally for **standard use**, or vertically as a **spare toilet roll holder**.
- Tube \varnothing 20mm, 1mm thick.
- **Concealed fixings**.
- 10-year warranty.



510083BK

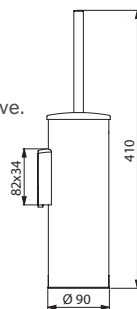
Matte black toilet roll holder	510083BK	£33.29
---------------------------------------	-----------------	---------------

Wall-mounted toilet brush set with lid

Anti-theft lock




- **Robust model**.
- Matte black powder-coated **bacteriostatic 304 stainless steel**.
- Easy to clean: plastic bowl can be removed from above.
- **Plastic bowl with reservoir**: prevents the brush from sitting in stagnant water and splashing when next used.
- Toilet brush automatically centres itself in the holder **thanks to a self-centring system**.
- **Anti-theft lock**.
- 10-year warranty.



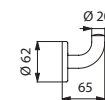
4051BK

Wall-mounted matte black toilet brush set with lid	4051BK	£120.31
---	---------------	----------------

Coat hook



- Matte black powder-coated **bacteriostatic 304 stainless steel**.
- Tube \varnothing 20mm, 1mm thick.
- **Concealed fixings**.
- 10-year warranty.



4043BK

Matte black coat hook	4043BK	£20.92
------------------------------	---------------	---------------

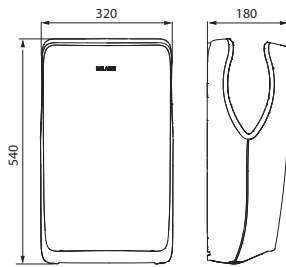


SPEEDJET 2 air pulse hand dryer

Matte black anti-bacterial ABS



- Two-way air pulse hand dryer.
- **High speed:** dries in 10 - 12 seconds.
- **Removable drip tray.**
- **Anti-bacterial ABS** for maximum hygiene.
- **HEPA filter:** retains 99.99% of airborne bacteria and purifies the blown air.
- Infrared automatic activation.
- Intelligent technology: stops automatically when hands are removed.
- 3-year warranty.



510624B

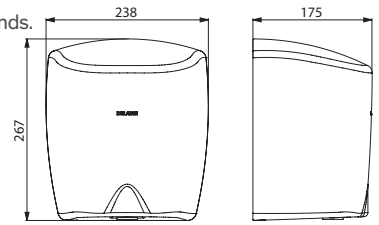
Matte black SPEEDJET 2 air pulse hand dryer	510624B	£1,302.65
---	---------	-----------

HIGHFLOW air pulse hand dryer

Matte black powder-coated 304 stainless steel cover



- **Lit central nozzle focuses the pulsed air onto hands at over 230km/h.**
- **High speed:** dries in 10 - 12 seconds.
- Infrared automatic activation.
- Intelligent technology: stops automatically when hands are removed.
- Matte black powder-coated **bacteriostatic 304 stainless steel.**
- Easy to clean: one-piece cover.
- 3-year warranty.



510622BK

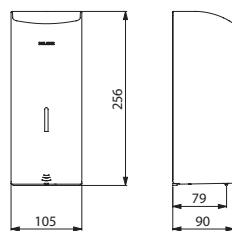
Matte black HIGHFLOW air pulse hand dryer	510622BK	£528.86
---	----------	---------

Electronic liquid soap dispenser

Wall-mounted, battery-operated



- **Vandal-resistant model with lock and standard DELABIE key.**
- **No manual contact:** hands are automatically detected by infrared cell.
- Matte black powder-coated **bacteriostatic 304 stainless steel** cover.
- **One-piece hinged cover** for easy maintenance and better hygiene.
- Tank with large opening: easy to refill soap from large containers.
- Compatible with hydroalcoholic gel.
- 10-year warranty.



512066BK

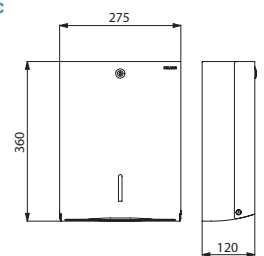
Matte black electronic liquid soap dispenser	512066BK	£247.81
--	----------	---------

Wall-mounted paper towel dispenser

For 500 paper towels



- Matte black powder-coated **bacteriostatic 304 stainless steel.**
- With lock and **standard DELABIE key.**
- Level control.
- **Dispenses one sheet at a time.**
- **Capacity: 500 sheets.**
- 10-year warranty.



510601BK

Wall-mounted matte black paper towel dispenser	510601BK	£159.86
--	----------	---------



**TWO-WAY AIR PULSE
HAND DRYER**
High speed drying



ANTI-BLOCKING SYSTEM
Vandal-resistant

WARNING LIGHTS
Easy to maintain

WARM AIR
Comfort

SLEEK DESIGN
3 finishes available

3-YEAR WARRANTY

**HEATING ELEMENT STOPS
AUTOMATICALLY
IF THE TEMPERATURE
IS > 25°C**
Energy saving

ANTI-BACTERIAL ABS
Maximum hygiene

**LOW ENERGY
CONSUMPTION**

REMOVABLE DRIP TRAY
easy to clean and maintain

HEPA FILTER
Retains 99.99% of bacteria

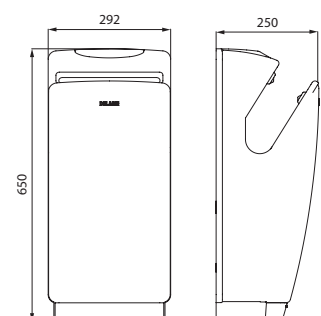
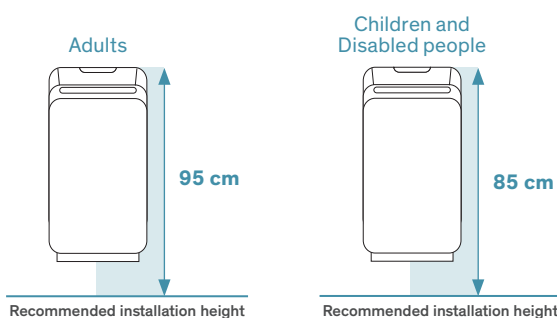
SPEEDJET air pulse hand dryer



- Two-way air pulse hand dryer.
- **High speed:** dries in 10 to 18 seconds.
- **Removable drip tray** prevents any water dripping onto the wall or floor: easy to clean and service.
- ON/OFF button: easy to service.
- **Anti-bacterial air filter and activated carbon filter.**
- Infrared automatic activation.
- Intelligent technology: stops automatically when hands are removed or after 18 seconds.
- LCD screen with animated user guide and automatic stand-by.
- Brushless motor, no wear.
- **Energy saving: power 850W.** No heating element.
- 220-240V~ / **50-60Hz.**
- Airflow: 42 l/second. Air speed: 310km/h.
- Noise level: 75-80 dBA.
- Dimensions: 250 × 292 × 650mm.
- Weight: 11.4kg.
- Class I, IP22.
- CE marked.
- **3-year warranty.**



**High speed drying
10 to 18 sec.**



SPEEDJET air pulse hand dryer, metallic grey	510621	£1,449.81
---	---------------	------------------

510621

SPEEDJET 2 air pulse hand dryer

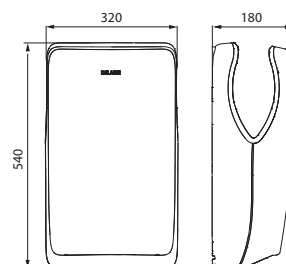
Anti-bacterial ABS



- Two-way air pulse hand dryer.
- **High speed:** dries in 10 to 12 seconds.
- **Removable drip tray** prevents any water dripping onto the wall or floor: easy to clean and service.
- Comfort: warm air.
- **Anti-bacterial ABS** for maximum hygiene.
- **HEPA filter:** captures 99.99% of airborne bacteria and purifies the expelled air.
- Infrared automatic activation.
- Intelligent technology: stops automatically when hands are removed.
- **Anti-blocking:** stops automatically if used continuously for more than 30 seconds.
- **Easy to maintain:** warning lights indicate when maintenance is required (change the HEPA filter, blockages, etc.).
- **Energy saving:** heating element stops automatically once temperature reaches > 25°C.
- Low energy consumption: 1,050W in non-heating mode, 1,550W in heating mode.
- 220-240V~ / 50-60 Hz.
- Airflow: 61 l/second. Air speed: 540km/h.
- Noise level: 66 dBA.
- Dimensions: 180 × 320 × 540mm.
- Weight: 6.83kg.
- Class II, IP21.
- CE marked.
- **3-year warranty.**



High speed drying
10 to 12 sec.



510624

SPEEDJET 2 air pulse hand dryer		
Metallised anthracite	510624C	£1,196.07
Matte white	510624W	£1,160.53
Matte black	510624B	£1,302.65
HEPA filter	510624F	£59.21

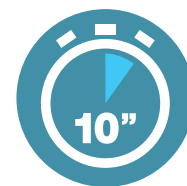


HIGHFLOW high-speed air pulse hand dryer **510622S** - Wall-mounted electronic liquid soap dispenser **512066S**
Countertop ALGUI washbasin **120110** - BINOPTIC electronic tap **379ENC15** - Rectangular stainless steel mirror **3459**

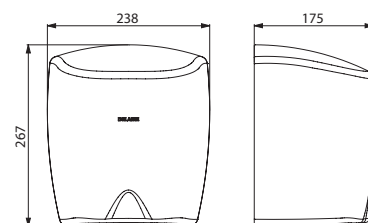
HIGHFLOW air pulse hand dryer



- **Robust model.**
- **Lit central nozzle concentrates pulsed air onto hands at 230km/h.**
- **High speed:** dries in 10 to 12 seconds.
- Choice of **warm or cold air** via concealed switch.
- Infrared automatic activation.
- Intelligent technology: stops automatically when hands are removed.
- Anti-blocking: stops automatically if used continuously for more than 60 seconds.
- **Bacteriostatic 304 stainless steel.**
- Easy to clean: one-piece cover.
- Stainless steel thickness: 1mm.
- Airflow: 39 l/second. Air speed: 230km/h.
- Low energy consumption: 1,350W.
- 220-240V~ / 50 Hz.
- Noise level: 70 dBA.
- Dimensions: 175 × 238 × 267mm.
- Weight: 4kg.
- Class I, IP23.
- CE marked.
- **3-year warranty.**



**High speed drying
10 to 12 sec.**



510622

HIGHFLOW air pulse hand dryer		
Bright polished 304 stainless steel cover	510622	£459.86
Polished satin 304 stainless steel cover	510622S	£459.86
White powder-coated 304 stainless steel cover	510622W	£459.86
Matte black powder-coated 304 stainless steel cover	510622BK	£528.86

Automatic hand dryer

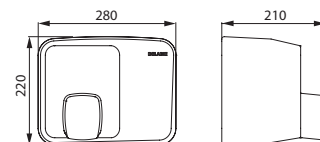
With 360° rotating nozzle



- **Vandal-resistant model.**
- Automatically activated by optical cell.
- **360° rotating nozzle.**
- Metal thickness: 1.2mm.
- **Power: 2,000W. 50-60Hz.**
- Airflow: 95 l/second.

- **Low noise level: 68 dBA.**
- Dimensions: 210 × 280 × 220mm.
- Weight: 3.5kg.
- Maximum safety, Class II insulation (double electrical insulation), IP23.
- CE marked, TÜV GS.
- **3-year warranty.**

Automatic hand dryer with 360° rotating nozzle		
Bright polished 304 stainless steel cover	6613D	£818.54
Polished satin 304 stainless steel cover	6614	£818.54
White enamelled cast steel cover	6615	£744.14

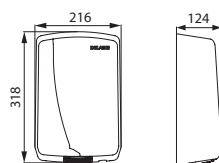


6613D/6614/6615

Automatic hand dryer



- Automatically activated by optical cell.
- **Power: 1,960W. 50Hz.**
- Airflow: 65 l/second.
- **Low noise level: 58 dBA.**
- Dimensions: 124 × 216 × 318mm.
- Weight: 3.8kg.
- Class II (ref. 6621), Class I (ref. 6631), IPX1.
- CE marked, TÜV GS.
- **3-year warranty.**



6631/6621

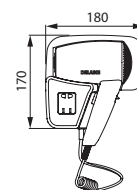
Automatic hand dryer		
Bright polished 304 stainless steel cover	6631	£595.30
White ABS cover	6621	£312.85

Wall-mounted hair dryer

With socket for shavers



- Operated by sensor switch.
- Safety switch on the cradle.
- 2 drying temperatures.
- **Shaver socket.**
- White ABS cover.
- **Power: 1,200W.**
- Airflow: 14 l/second.
- Dimensions: 90 × 180 × 170mm.
- Weight: 1.3kg.
- Class II. CE marked.
- **3-year warranty.**



6624

Hair dryer	6624	£129.05
-------------------	-------------	----------------

Wall-mounted paper towel dispenser

For **500** paper towels



Bright polished 304 stainless steel

- Bacteriostatic 304 stainless steel.
- With lock and standard DELABIE key.
- Level control.
- Dispenses one sheet at a time.
- Capacity: 500 sheets.
- Dimensions: 120 × 275 × 360mm.
- Paper towel dimensions: open 230 × 250mm, folded 115 × 250mm.
- 10-year warranty.



Polished satin 304 stainless steel

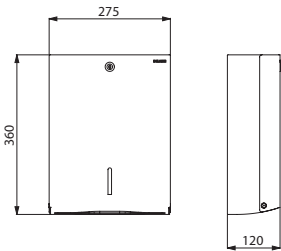


White powder-coated 304 stainless steel



Matte black powder-coated 304 stainless steel

Wall-mounted paper towel dispenser - 500 sheets		
Bright polished 304 stainless steel	510601P	£138.98
Polished satin 304 stainless steel	510601S	£138.98
White powder-coated 304 stainless steel	510601W	£125.04
Matte black powder-coated 304 stainless steel	510601BK	£159.86
Folded paper towels, pack of 180 sheets	6606	£9.07



510601

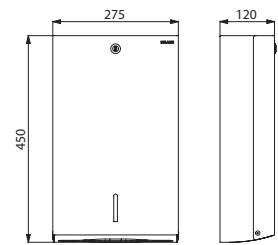
Wall-mounted paper towel dispenser - Large model

For **750** paper towels



- With lock and **standard DELABIE key**.
- Level control.
- **Capacity: 750 sheets.**
- Metal thickness: 1mm.
- Dimensions: 120 × 275 × 450mm.
- Paper towel dimensions: open 230 × 250mm, folded 115 × 250mm.
- 10-year warranty.

Wall-mounted paper towel dispenser - Large model - 750 sheets		
Bright polished stainless steel	6601	£212.65
Polished satin stainless steel	6607D	£289.61
White powder-coated	6602	£193.32
Folded paper towels, pack of 180 sheets	6606	£9.07



6601/6607D/6602

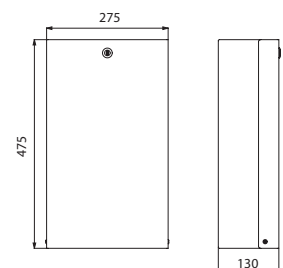
Wall-mounted bin for paper towels and waste paper

With flap, **16 litres**



- **System for fixing a bag in the bin.**
- With lock and **standard DELABIE key**.
- Bright polished stainless steel flap.
- Capacity: 16 litres.
- Metal thickness: 1mm.
- Dimensions: 130 × 275 × 475mm.
- 10-year warranty.

16-litre wall-mounted bin for paper towels and waste paper		
Bright polished stainless steel	6611	£262.74
Polished satin stainless steel	6617	£353.46
White powder-coated	6612	£254.77



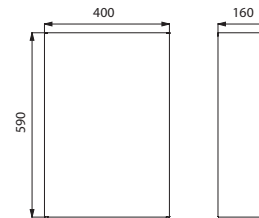
6611/6617/6612

Wall-mounted rectangular bin

Without lid, **38 litres**



- **Robust model.**
- **Bacteriostatic 304 stainless steel.**
- Capacity: 38 litres.
- Stainless steel thickness: 1mm.
- Dimensions: 160 × 400 × 590mm.
- 10-year warranty.



510463

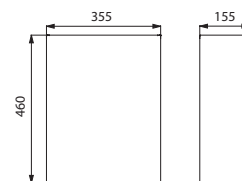
38-litre wall-mounted rectangular bin without lid		
Bright polished 304 stainless steel	510463P	£202.43
Polished satin 304 stainless steel	510463S	£202.43

Wall-mounted rectangular bin

Without lid, **25 litres**



- **Robust model.**
- **Bacteriostatic 304 stainless steel.**
- Capacity: 25 litres.
- Stainless steel thickness: 1mm.
- Dimensions: 155 × 355 × 460mm.
- 10-year warranty.



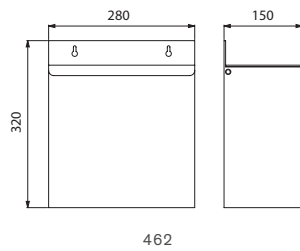
510461

25-litre wall-mounted rectangular bin without lid		
Bright polished 304 stainless steel	510461P	£141.32
Polished satin 304 stainless steel	510461S	£141.32

Wall-mounted rectangular stainless steel bin
13 litres



- **Robust model.**
- Bright polished stainless steel.
- Capacity: 13 litres.
- Stainless steel thickness: 1mm.
- Dimensions: 150 × 280 × 320mm.
- 10-year warranty.

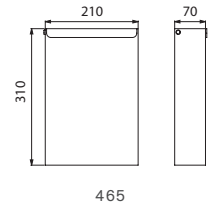


13-litre bin - Bright polished stainless steel		
Without lid	460	£142.47
With lid	462	£185.62

Slimline wall-mounted stainless steel bin
With lid, 4.5 litres



- **Robust model with lid.**
- Stainless steel.
- Capacity: 4.5 litres.
- Stainless steel thickness: 1mm.
- Dimensions: 70 × 210 × 310mm.
- 10-year warranty.



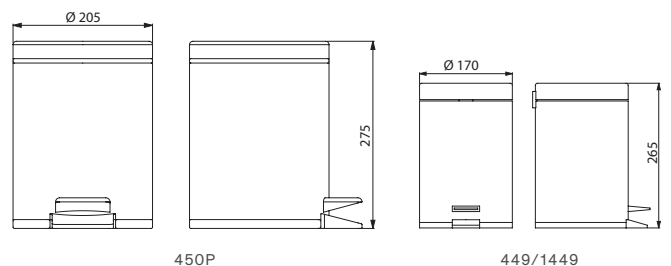
4.5-litre slimline bin with lid		
Bright polished stainless steel	465	£152.53
Polished satin stainless steel	465S	£152.53

Round pedal bin
5 and 3 litres



- Stainless steel.
- With plastic liner.
- Capacity: 5 or 3 litres.
- **For use with 5-litre bags.**
- 5L model dimensions: Ø 205mm, height 275mm.
- 3L model dimensions: Ø 170mm, height 265mm.
- 10-year warranty.

5-litre pedal bin		
Bright polished stainless steel	450P	£59.94
3-litre pedal bin		
Bright polished stainless steel	449	£45.41
White powder-coated stainless steel	1449	£41.87

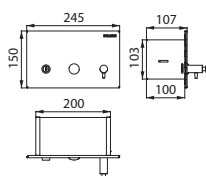




Recessed soap dispenser



- Polished satin bacteriostatic 304 stainless steel.
- Door with lock and **standard DELABIE key**.
- Plastic tank.
- **Concealed fixings**.
- Window allows soap level to be checked.
- Capacity: 1 litre.
- Stainless steel thickness: 1.2mm.
- Dimensions: 107 × 245 × 150mm.
- For chlorine-free and pH neutral soap.
- Compatible with hydroalcoholic gel.
- 10-year warranty.



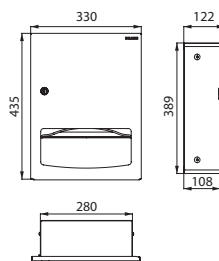
510711S

Soap dispenser	510711S	£232.57
----------------	---------	---------

Paper towel dispenser



- Polished satin bacteriostatic 304 stainless steel.
- Door with lock and **standard DELABIE key**.
- **Concealed fixings**.
- Capacity: 400 - 600 towels.
- Stainless steel thickness: 1.2mm.
- Dimensions: 122 × 330 × 435mm.
- 10-year warranty.



510712S

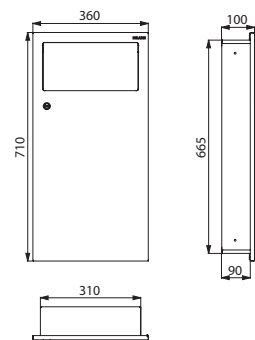
Paper towel dispenser	510712S	£282.62
-----------------------	---------	---------

Stainless steel waste bin

With flap




- Polished satin bacteriostatic 304 stainless steel.
- **PUSH flap**.
- Door with lock and **standard DELABIE key**.
- **Concealed fixings**.
- Capacity: 18 litres.
- Stainless steel thickness: 1.2mm.
- Dimensions: 100 × 360 × 710mm.
- 10-year warranty.



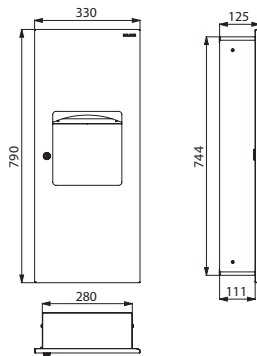
510713S

Waste bin with flap	510713S	£353.28
---------------------	---------	---------

**Combi paper towel dispenser/bin
10 litres**



- Polished satin bacteriostatic 304 stainless steel.
- Door with lock and standard DELABIE key.
- Concealed fixings.
- Dispenser capacity: 400 - 600 towels.
- Waste bin capacity: 10 litres.
- Stainless steel thickness: 1.2mm.
- Dimensions: 125 × 330 × 790mm.
- 10-year warranty.



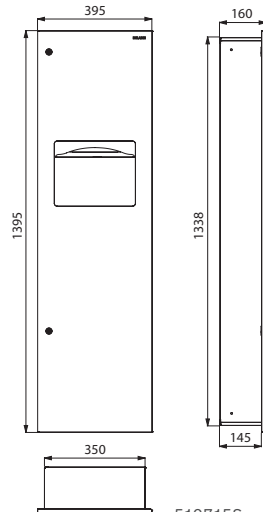
510714S

Combi dispenser/bin 10 litres	510714S	£455.34
----------------------------------	---------	---------

**Combi paper towel dispenser/bin
30 litres**



- Polished satin bacteriostatic 304 stainless steel.
- Door with lock and standard DELABIE key.
- Concealed fixings.
- Dispenser capacity: 400 - 600 towels.
- Waste bin capacity: 30 litres.
- Stainless steel thickness: 1.2mm.
- Dimensions: 160 × 395 × 1,395mm.
- 10-year warranty.



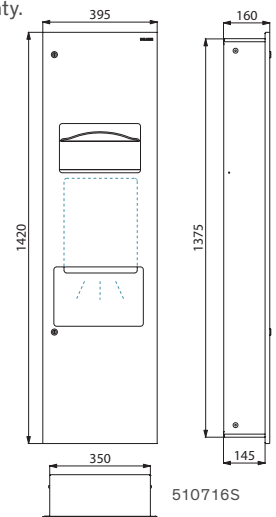
510715S

Combi dispenser/bin 30 litres	510715S	£710.67
----------------------------------	---------	---------

**Combi hand dryer
and paper towel dispenser/bin**



- Polished satin bacteriostatic 304 stainless steel.
- Door with lock and standard DELABIE key.
- Concealed fixings.
- Dispenser capacity: 400 - 600 towels.
- Hand dryer power: 1,800W.
- IP23. 3-year warranty. CE marked.
- Waste bin capacity: 15 litres.
- Stainless steel thickness: 1.2mm.
- Dimensions: 160 × 395 × 1,420mm.
- 10-year warranty.



510716S

Combi dispenser/bin hand dryer	510716S	£1,256.10
-----------------------------------	---------	-----------



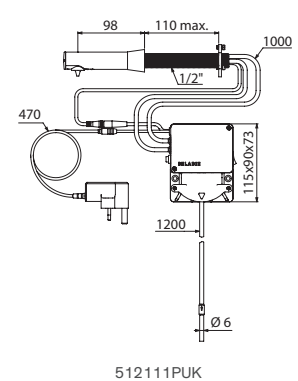
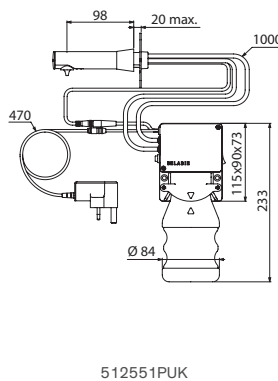
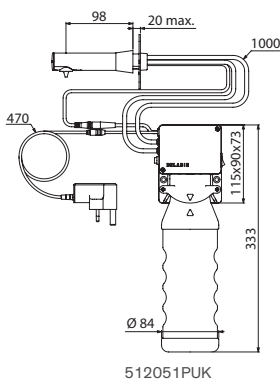
BINOPTIC electronic liquid or foam soap dispenser

Wall-mounted or cross wall, mains supply



- Wall-mounted or **vandal-resistant cross wall (TC)** up to 110mm.
- **No manual contact:** infrared cell detects hands automatically.
- Chrome-plated or matte black 304 stainless steel spout.
- **No-waste dose dispenser.**
- Independent electronic housing and removable tank for installation beneath the washbasin.
- Mains supply with 230/6V transformer.
- For vegetable-based **liquid soap** with a maximum viscosity of 3,000 mPa.s or **specialist foam soap.**
- Models with tank: compatible with hydroalcoholic gel.
- Spout length: 115mm.
- 10-year warranty.
- CE marked.

For mixers and taps see DELABIE's "Water Controls for Public & Commercial Places" (DOC 609 UK) catalogue.



BINOPTIC electronic liquid or foam soap dispenser, mains supply - chrome-plated 304 stainless steel


Wall-mounted, with 1 litre tank	512051PUK	£297.84
Wall-mounted, with 0.5 litre tank	512551PUK	£297.84
Wall-mounted, with 1.20m flexible tube for remote tanks	512151PUK	£297.84
Cross wall, with 1.20m flexible tube for remote tanks	512111PUK	£324.35

BINOPTIC electronic liquid or foam soap dispenser, mains supply - matte black 304 stainless steel

Wall-mounted, with 1 litre tank	512051BKUK	£337.47
Wall-mounted, with 0.5 litre tank	512551BKUK	£337.47
Wall-mounted, with 1.20m flexible tube for remote tanks	512151BKUK	£337.47
Cross wall, with 1.20m flexible tube for remote tanks	512111BKUK	£367.50

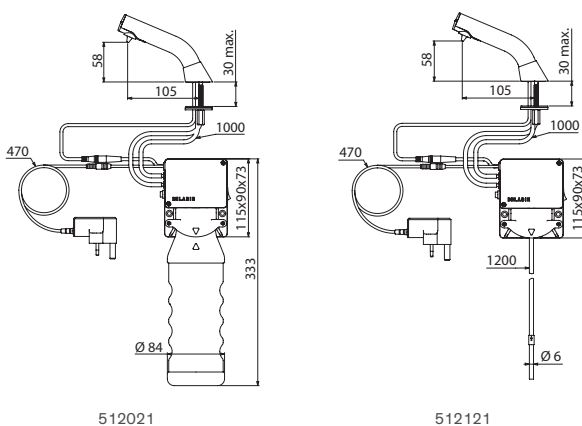


BINOPTIC electronic soap dispenser
Deck-mounted, mains supply



- **No manual contact:** infrared cell detects hands automatically.
- Chrome-plated or matte black 304 stainless steel spout.
- **No waste dose dispenser.**
- Independent electronic housing and removable tank enable installation beneath the washbasin.
- Mains supply with 230/6V transformer.
- For vegetable-based **liquid soap** with maximum viscosity of 3,000 mPa.s or **specific foam soap**.
- Models with tank: compatible with hydroalcoholic gel.
- CE marked.
- 10-year warranty.

For mixers and taps see DELABIE's catalogue "Water Controls for Public & Commercial Places" catalogue (DOC 609 UK).




BINOPTIC deck-mounted electronic liquid or foam soap dispenser
Chrome-plated 304 stainless steel

With 1 litre tank	512021PUK	£337.51
With 0.5 litre tank	512521PUK	£337.51
With flexible tube length 1.20m for remote tanks	512121PUK	£337.51

BINOPTIC deck-mounted electronic liquid or foam soap dispenser
Matte black 304 stainless steel

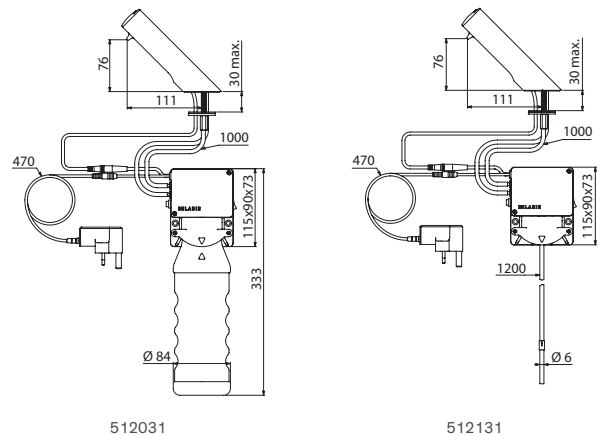
With 1 litre tank	512021BKUK	£388.13
With 0.5 litre tank	512521BKUK	£388.13
With flexible tube length 1.20m for remote tanks	512121BKUK	£388.13

TEMPOMATIC 4 electronic soap dispenser
Deck-mounted, mains supply



- **No manual contact:** infrared cell detects hands automatically.
- Chrome-plated 304 stainless steel spout.
- **No waste dose dispenser.**
- Independent electronic housing and removable tank enable installation beneath the washbasin.
- Mains supply with 230/6V transformer.
- For vegetable-based **liquid soap** with maximum viscosity of 3,000 mPa.s or **specific foam soap**.
- Models with tank: compatible with hydroalcoholic gel.
- CE marked.
- 10-year warranty.

For mixers and taps see DELABIE's catalogue "Water Controls for Public & Commercial Places" catalogue (DOC 609 UK).



TEMPOMATIC 4 deck-mounted electronic liquid or foam soap dispenser
Chrome-plated 304 stainless steel

With 1 litre tank	512031PUK	£337.51
With 0.5 litre tank	512531PUK	£337.51
With flexible tube length 1.20m for remote tanks	512131PUK	£337.51

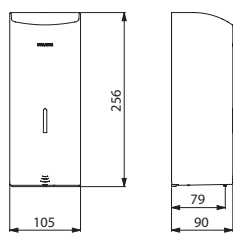


Electronic liquid soap dispenser

Wall-mounted, battery-operated



- **Vandal-resistant model with lock and standard DELABIE key.**
- **No manual contact:** hands are automatically detected by infrared cell (detection distance can be adjusted).
- **Bacteriostatic 304 stainless steel** cover.
- **One-piece hinged cover** for easy maintenance and better hygiene.
- **No waste pump dispenser:** dispenses 0.8ml (can be adjusted up to 7 doses per activation).
- Option of operation in **anti-clogging mode.**
- Power supply: 6 AA -1.5V (DC9V) batteries supplied integrated in the soap dispenser body.
- Low battery indicator light.
- Tank with large opening: easy to refill soap from large containers.
- Window allows soap level to be checked.
- Stainless steel thickness: 1mm.
- Capacity: 1 litre.
- Dimensions: 90 × 105 × 256mm.
- For vegetable-based liquid soap with a maximum viscosity of 3,000 mPa.s.
- Compatible with hydroalcoholic gel.
- 10-year warranty.
- CE marked.

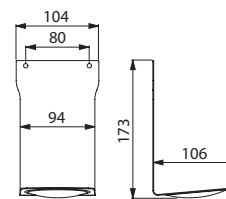


512066

Related product

Drip tray

- Bacteriostatic 304 stainless steel.
- Drip tray suitable for collecting residual gel.
- For soap dispensers 51058... and 512066...
- 10-year warranty.



512067

Electronic liquid soap dispenser - Wall-mounted, battery-operated

Bright polished 304 stainless steel, 1 litre	512066P	£215.48
Polished satin 304 stainless steel, 1 litre	512066S	£215.48
White powder-coated 304 stainless steel, 1 litre	512066W	£215.48
Matte black powder-coated 304 stainless steel, 1 litre	512066BK	£247.81

Drip tray for hydroalcoholic gel

Bright polished 304 st. st.	512067P	£37.89
Polished satin 304 st. st.	512067S	£37.89
White powder 304 st. st.	512067W	£37.89
Black powder 304 st. st.	512067BK	£43.81



Liquid soap dispenser with soft-touch operation

Wall-mounted



Bright polished 304 stainless steel, 1-litre model

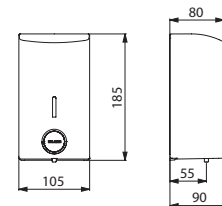


Polished satin 304 stainless steel, 0.5-litre model

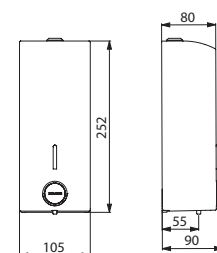


White powder-coated 304 stainless steel, 0.5-litre model

- **Vandal-resistant model with lock and standard DELABIE key.**
- **Bacteriostatic 304 stainless steel** cover.
- **One-piece hinged cover** for easy maintenance and better hygiene.
- **Push-button with soft-touch operation.**
- **Anti-blocking:** single dose per press even when the button is pressed for long periods.
- No waste, non-drip (waterproof) pump-action dispenser.
- Tank with large opening: easy to refill soap from large containers.
- Tank prevents long-term stagnation of soap.
- Window allows soap level to be checked.
- Stainless steel thickness: 1mm.
- Capacity: 0.5 or 1 litre.
- 0.5-litre model dimensions: 90 × 105 × 185mm.
- 1-litre model dimensions: 90 × 105 × 252mm.
- For vegetable-based liquid soap with a maximum viscosity of 3,000 mPa.s.
- Compatible with hydroalcoholic gel.
- 10-year warranty.



510583/510586/510584



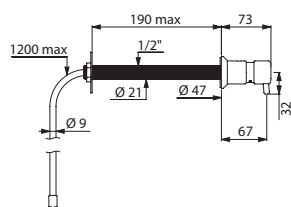
510580/510582/510581

Liquid soap dispenser with soft-touch operation - 0.5 litre		
Bright polished 304 stainless steel	510583	£110.78
Polished satin 304 stainless steel	510586	£103.74
White powder-coated 304 stainless steel	510584	£97.97
Liquid soap dispenser with soft-touch operation - 1 litre		
Bright polished 304 stainless steel	510580	£117.83
Polished satin 304 stainless steel	510582	£110.34
White powder-coated 304 stainless steel	510581	£104.23

Cross wall liquid soap dispenser
Wall-mounted for cross wall installation




- **Vandal-resistant model for cross wall installation (TC)**, for walls up to 190mm.
- Chrome-plated brass body and push-button.
- Non-drip system (waterproof).
- **Mechanism can be locked via a grub screw.**
- **For remote tanks** (tank not supplied), with 1.20m flexible tube.
- 10-year warranty.



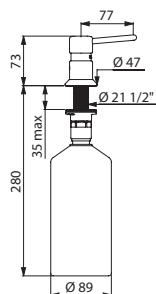
729150

Cross wall liquid soap dispenser for remote tanks	729150	£111.97
---	---------------	----------------

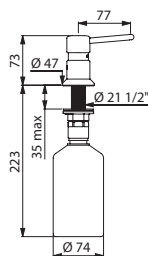
Liquid soap dispenser
Deck-mounted, **straight spout**



- Model for installing on washbasins.
- **Vandal-resistant model.**
- Chrome-plated brass body and push-button.
- Non-drip system (waterproof).
- **Mechanism can be locked via a grub screw.**
- Models with tank: top fill (by unscrewing the push-button) or from the lower part (by unscrewing the bottle).
- Model 729108: fill beneath the basin by changing the container.
- Models with tank: compatible with hydroalcoholic gel.
- 10-year warranty.




729008



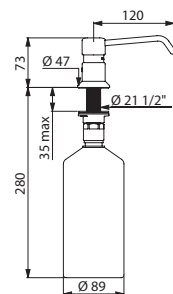
729508

Deck-mounted liquid soap dispenser Straight spout		
With 1-litre bottle	729008	£99.01
With 0.5-litre bottle	729508	£99.01
With 1.20m flexible tube for remote tank	729108	£99.01

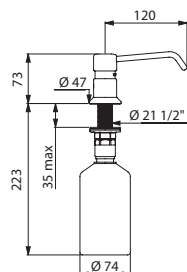
Liquid soap dispenser
Deck-mounted, **curved spout**



- Model for installing on washbasins.
- **Vandal-resistant model.**
- Chrome-plated brass body and push-button.
- Non-drip system (waterproof).
- **Mechanism can be locked via a grub screw.**
- Models with tank: top fill (by unscrewing the push-button) or from the lower part (by unscrewing the bottle).
- Model 729112: fill beneath the basin by changing the container.
- Models with tank: compatible with hydroalcoholic gel.
- 10-year warranty.



729012



729512

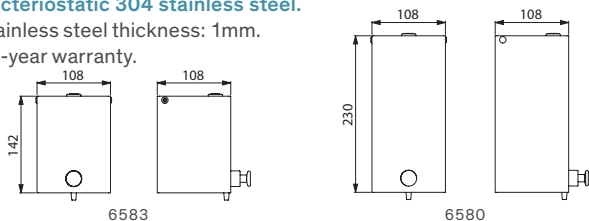
Deck-mounted liquid soap dispenser Curved spout		
With 1-litre bottle	729012	£103.88
With 0.5-litre bottle	729512	£103.88
With 1.20m flexible tube for remote tank	729112	£103.88

Rectangular liquid soap dispenser

Wall-mounted



- **Vandal-resistant model with lock and standard DELABIE key.**
- No waste, non-drip (waterproof) pump-action dispenser.
- **Bacteriostatic 304 stainless steel.**
- Stainless steel thickness: 1mm.
- 10-year warranty.



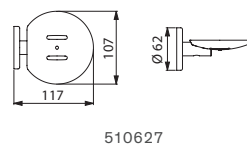
Rectangular liquid soap dispenser - wall-mounted		
Bright polished 304 stainless steel, 0.5 litre	6583	£164.06
Bright polished 304 stainless steel, 1 litre	6580	£173.81

Soap dish

304 stainless steel, wall-mounted



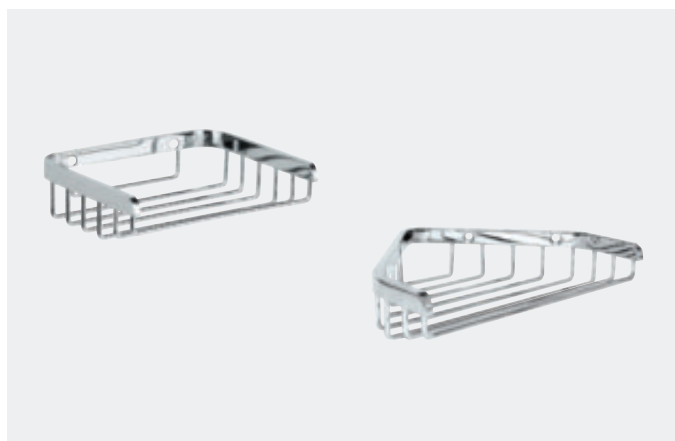
- **Robust model.**
- For showers or washbasins.
- **Bacteriostatic 304 stainless steel.**
- Stainless steel thickness: 1.5mm.
- **Concealed fixings.**
- 10-year warranty.



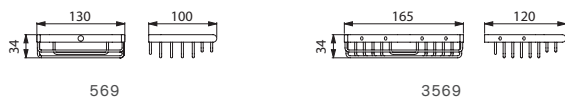
Stainless steel soap dish		
Bright polished 304 stainless steel	510627P	£41.67
Polished satin 304 stainless steel	510627S	£41.67

Wire soap basket

Stainless steel, wall-mounted



- **Robust model.**
- Bright polished stainless steel.
- Rectangular model dimensions: 100 × 130 × 34mm.
- Corner model dimensions: 120 × 165 × 34mm.
- 10-year warranty.



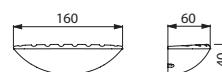
Bright polished stainless steel wire soap basket		
Rectangular	569	£37.13
Corner	3569	£39.99

Soap dish

Wall-mounted



- **Robust model.**
- **Concealed fixings.**
- Dimensions: 60 × 160 × 40mm.
- 10-year warranty.



710501/710500

Soap dish		
Bright chrome-plated Bayblend®	710501	£42.51
Matte chrome-plated Bayblend®	710500	£42.51

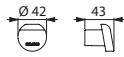


Be-Line® toilet brush set with lid **4051C** - Be-Line® toilet roll holder **511966C** - Be-Line® coat hook **511943C**
TEMPOFIX 3 frame system with TEMPOMATIC dual control electronic direct flush valve **564005DE+464000**

Be-Line® coat hook




- Concealed fixings.
- 10-year warranty.



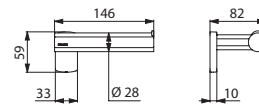
511943

Be-Line® coat hook		
Metallised anthracite powder-coated aluminium	511943C	£20.44
Matte white powder-coated aluminium	511943W	£20.44

Be-Line® toilet roll holder



- For toilet rolls.
- Concealed fixings.
- 10-year warranty.



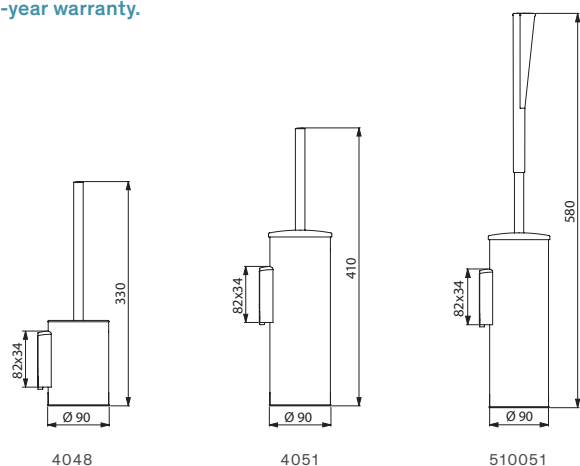
511966

Be-Line® toilet roll holder		
Metallised anthracite powder-coated aluminium	511966C	£39.67
Matte white powder-coated aluminium	511966W	£39.67

Be-Line® wall-mounted toilet brush set




- **Robust model with anti-theft lock.**
- Bacteriostatic 304 stainless steel.
- **Long, ergonomic handle:** easy for wheelchair users or people who have difficulty bending to use.
- Easy to clean: plastic bowl can be removed from above.
- **Plastic bowl with reservoir:** prevents toilet brush sitting in residual water and reduces the risk of splashing when next used.
- Model with lid: toilet brush **automatically centres itself** in the holder.
- Stainless steel thickness: 1mm body.
- **10-year warranty.**



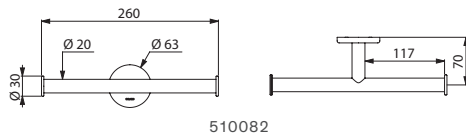
Be-Line® wall-mounted toilet brush set without lid		
Metallised anthracite powder-coated 304 st. steel	4048C	£70.18
Matte white powder-coated 304 stainless steel	4048MW	£70.18
Be-Line® wall-mounted toilet brush set with lid		
Metallised anthracite powder-coated 304 st. steel	4051C	£104.63
Matte white powder-coated 304 stainless steel	4051MW	£104.63
Metallised anthracite 304 stainless steel, long handle	510051C	£129.67
Matte white 304 stainless steel, long handle	510051MW	£129.67

Twin toilet roll holder

304 stainless steel



- **Bacteriostatic 304 stainless steel.**
- For two toilet rolls.
- Tube Ø 20mm, 1mm thick.
- **Concealed fixings.**
- 10-year warranty.



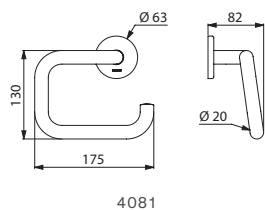
Twin toilet roll holder		
Bright polished 304 stainless steel	510082P	£37.31
Polished satin 304 stainless steel	510082S	£37.31
White powder-coated 304 stainless steel	510082W	£37.31

U-shaped toilet roll holder

304 stainless steel



- **Bacteriostatic 304 stainless steel.**
- Tube Ø 20mm, 1mm thick.
- **Concealed fixings.**
- 10-year warranty.



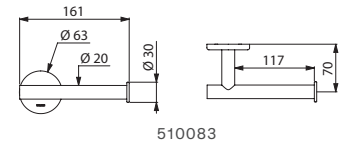
U-shaped toilet roll holder		
Bright polished 304 stainless steel	4081P	£36.85
Polished satin 304 stainless steel	4081S	£36.85
White powder-coated 304 stainless steel	4081EW	£34.63

Toilet roll holder

Or for spares, 304 stainless steel




- **Bacteriostatic 304 stainless steel.**
- Can be installed horizontally for **main use**, or vertically as a **spare toilet roll holder**.
- Tube Ø 20mm, 1mm thick.
- **Concealed fixings.**
- 10-year warranty.



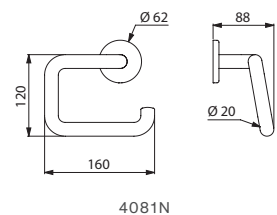
Toilet roll holder		
Bright polished 304 st. st.	510083P	£28.95
Polished satin 304 st. st.	510083S	£28.95
White powder 304 st. st.	510083W	£28.95
Black powder 304 st. st.	510083BK	£33.29

U-shaped toilet roll holder

Nylon




- **High-strength polyamide (Nylon).**
- Tube Ø 20mm.
- **Concealed fixings.**
- 10-year warranty.



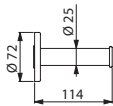
U-shaped toilet roll holder Bright white HR Nylon	4081N	£21.90
--	--------------	---------------

Toilet roll holder

For spares, 304 stainless steel



- Bacteriostatic 304 stainless steel.
- Tube Ø 25mm, 1.2mm thick.
- Concealed fixings.
- 10-year warranty.



4070

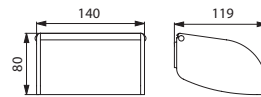
Spare toilet roll holder		
Bright polished 304 st. st.	4070P	£48.08
Polished satin 304 st. st.	4070S	£48.08

Toilet roll holder with one-piece cover

304 stainless steel, anti-theft



- Bacteriostatic 304 stainless steel.
- One-piece hinged cover for easy maintenance and better hygiene.
- Anti-theft, unbreakable, integral polycarbonate spindle.
- Concealed fixings.
- Dimensions: 119 × 140 × 80mm.
- 10-year warranty.



566/510567/3565

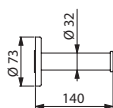
Toilet roll holder with one-piece cover		
Bright polished 304 stainless steel	566	£33.22
Polished satin 304 stainless steel	510567	£33.22
White powder-coated 304 stainless steel	3565	£35.58

Toilet roll holder

For spares, Nylon



- High-strength polyamide (Nylon).
- Tube Ø 32mm.
- Concealed fixings.
- 10-year warranty.



4070N

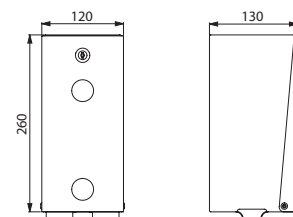
Spare toilet roll holder		
Bright white HR Nylon	4070N	£38.93

Toilet paper dispenser for 2 rolls

304 stainless steel



- Vandal-resistant robust model.
- Bacteriostatic 304 stainless steel.
- 1 spare roll.
- With lock and standard DELABIE key.
- Level control.
- Stainless steel thickness: 1mm.
- Dimensions: 130 × 120 × 260mm.
- 10-year warranty.



1660/1661

Toilet paper dispenser for 2 rolls		
Bright polished 304 stainless steel	1660	£156.27
Polished satin 304 stainless steel	1660S	£156.27
White powder-coated 304 stainless steel	1661	£156.27



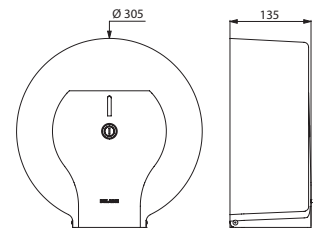
Wall-hung S21 S WC pan **110310** - TEMPOFIX 3 frame system with TEMPOFLUX 2 time flow direct flush valve **578305DE+578222** - Toilet brush set **4051S**
Toilet paper dispenser **2912** - Coat hook **4043P** - CANAL wash trough **120280** - TEMPOSOFT 2 time flow tap **741550** - Soap dispenser **510582**

Large toilet paper dispenser

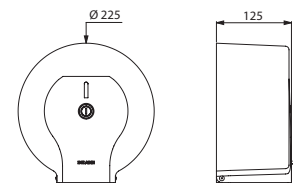
For rolls



- **Model for rolls.**
- **One-piece hinged cover** for easy maintenance and better hygiene.
- With lock and **standard DELABIE key.**
- **With back-piece:** protects the paper from wall imperfections, damp and dust.
- Level control.
- 10-year warranty.



2911/2912/2910




2901/2902/2900

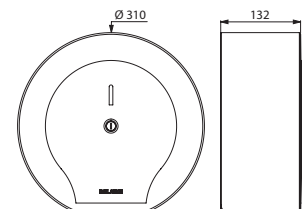
Large toilet paper dispenser for 400m rolls		
Bright polished 304 stainless steel	2911	£169.59
Polished satin 304 stainless steel	2912	£169.59
White lacquered steel	2910	£96.29
Large toilet paper dispenser for 200m rolls		
Bright polished 304 stainless steel	2901	£115.56
Polished satin 304 stainless steel	2902	£115.56
White lacquered steel	2900	£76.06

Large toilet paper dispenser

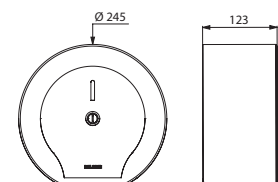
For rolls



- **Model for rolls.**
- **One-piece hinged cover** for easy maintenance and better hygiene.
- With lock and **standard DELABIE key.**
- **With back-piece:** protects the paper from wall imperfections, damp and dust.
- Level control.
- 10-year warranty.



510910



510911

Large toilet paper dispenser for 400m rolls		
Polished satin 304 stainless steel	510910S	£130.26
Matte black powder-coated 304 stainless steel	510910BK	£149.81
Large toilet paper dispenser for 200m rolls		
Polished satin 304 stainless steel	510911S	£104.19
Matte black powder-coated 304 stainless steel	510911BK	£119.83



Toilet brush set WC **4051S** - TEMPOFIX 3 frame system with TEMPOFLUX 2 time flow direct flush valve **578305DE+578222** - Wall-hung S21 S WC pan **110310**

Toilet brush set



Bright polished and matte black 304 stainless steel, model with lid

- **Robust model.**
- **Bacteriostatic 304 stainless steel.**
- Wall-mounted or floor-standing.
- Easy to clean: plastic bowl can be removed from above.
- **Plastic bowl with reservoir:** prevents toilet brush sitting in residual water and reduces the risk of splashing when next used.
- Model with lid: toilet brush **automatically centres itself** in the holder.
- **Anti-theft lock** (wall-mounted model).
- Stainless steel thickness: 1mm body.
- 10-year warranty.

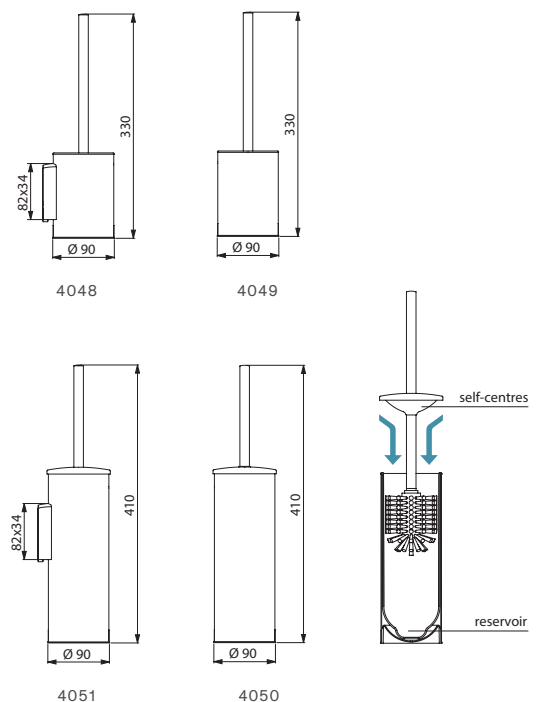
Wall-mounted toilet brush set without lid - Anti-theft lock		
Bright polished 304 stainless steel	4048P	£70.18
Polished satin 304 stainless steel	4048S	£70.18
White powder-coated 304 stainless steel	4048EW	£70.18
Floor-standing toilet brush set without lid		
Bright polished 304 stainless steel	4049P	£62.26
Polished satin 304 stainless steel	4049S	£62.26
White powder-coated 304 stainless steel	4049EW	£62.26
Wall-mounted toilet brush set with lid - Anti-theft lock		
Bright polished 304 stainless steel	4051P	£104.63
Polished satin 304 stainless steel	4051S	£104.63
White powder-coated 304 stainless steel	4051EW	£104.63
Matte black powder-coated 304 stainless steel	4051BK	£120.31
Floor-standing toilet brush set with lid		
Bright polished 304 stainless steel	4050P	£96.69
Polished satin 304 stainless steel	4050S	£96.69
White powder-coated 304 stainless steel	4050EW	£96.69



Polished satin 304 stainless steel, model without lid



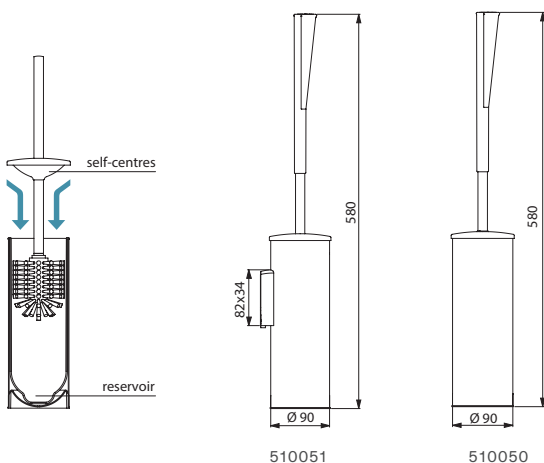
White powder-coated 304 stainless steel, model without lid



Toilet brush set with lid
With long handle



- **Robust model.**
- **Bacteriostatic 304 stainless steel.**
- Wall-mounted or floor-standing.
- **Long, ergonomic handle:** easy for wheelchair users or people who have difficulty bending to use.
- Easy to clean: plastic bowl can be removed from above.
- **Plastic bowl with reservoir:** prevents toilet brush sitting in residual water and reduces the risk of splashing when next used.
- Toilet brush **automatically centres itself** in the holder.
- **Anti-theft lock** (wall-mounted model).
- Stainless steel thickness: 1mm body.
- Dimensions: Ø 90 × 580mm.
- 10-year warranty.



Wall-mounted toilet brush set with lid and long handle - Anti-theft lock		
Bright polished 304 stainless steel	510051P	£129.67
Polished satin 304 stainless steel	510051S	£129.67
White powder-coated 304 stainless steel	510051W	£129.67
Floor-standing toilet brush set with lid and long handle		
Bright polished 304 stainless steel	510050P	£118.89
Polished satin 304 stainless steel	510050S	£118.89
White powder-coated 304 stainless steel	510050W	£118.89

Toilet brush set
With long handle



- **High-strength polyamide (Nylon).**
- **Long, ergonomic handle:** easy for wheelchair users or people who have difficulty bending to use.
- Easy to clean: plastic bowl can be removed from above.
- **Plastic bowl with reservoir:** prevents toilet brush sitting in residual water and reduces the risk of splashing when next used.
- Wall-mounted with **anti-theft lock**.
- Height 515mm.
- 10-year warranty.

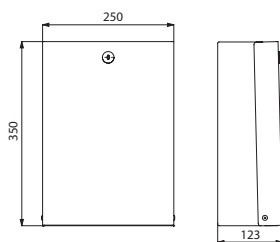


Toilet brush set, bright white HR Nylon with long handle - Anti-theft lock	4051N	£81.10
---	--------------	---------------

Hygienic bag dispenser and bin



- Bin with flap on top.
- Hygienic bag dispenser beneath.
- Capacity: 9 litres.
- Hinged cover with lock and **standard DELABIE key**.
- Wall-mounted.
- Stainless steel thickness: 1mm.
- Dimensions: 123 × 250 × 350mm.
- 10-year warranty.

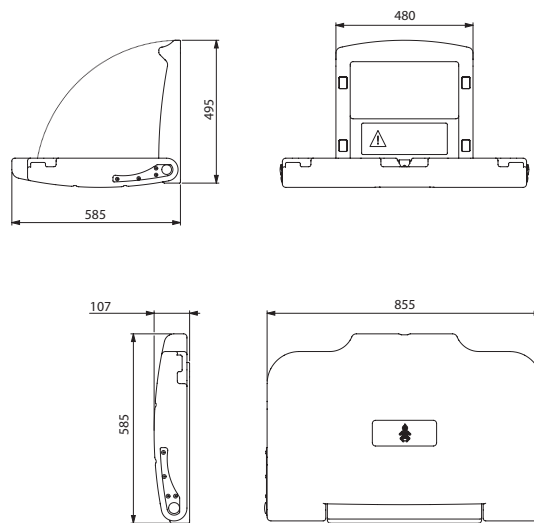


2561D

Changing table



- Wall-mounted model.
- With **adjustable strap**, adapts perfectly to the shape of the newly changed baby.
- For babies up to 11kg or 12 months.
- High density polyethylene (HDPE).
- Space saving: retained in the vertical position.
- **Slowed down descent**.
- Easy to maintain: surface is easy to clean.
- Complies with European standard EN 12221.
- Dimensions: open position 855 × 585 × 495mm, closed position 855 × 585 × 107mm.
- Changing table weight: 11.5kg.
- 10-year warranty.



510700

Hygienic bag dispenser & bin - Bright polished stainless steel	2561D	£299.50
--	-------	---------

Changing table	510700	£414.48
----------------	--------	---------



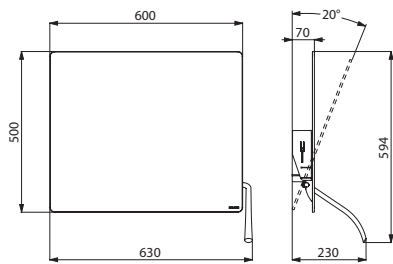
Tilting mirror with tab handle **510202P** - Towel rail with 2 rails **510790P** - Double coat hook **4042P** - Soap dish **510627P**
MINERALCAST PMR washbasin **132306** - Sequential thermostatic mixer **H960015**

Tilting glass mirror

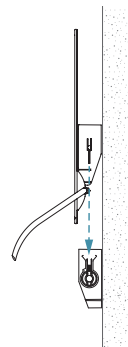
With long, ergonomic lever



- **For combined installation:** can be used from sitting or standing position.
- **Long, ergonomic lever for easy adjustment of mirror angle from a sitting position or from a wheelchair.**
- **Quick and easy to install:** just clip into place.
- **Anti-theft lock.**
- Bright white HR Nylon lever.
- Mirror made from 6mm laminated safety glass.
- Can be tilted up to 20°.
- Mirror dimensions: 500 × 600mm.
- 10-year warranty.



510201N



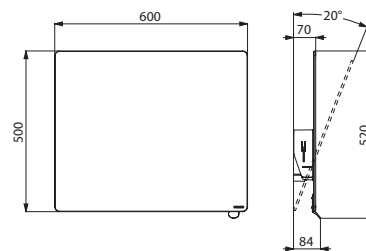
Glass mirror - With long, ergonomic lever for tilting	510201N	£277.80
---	---------	---------

Tilting glass mirror

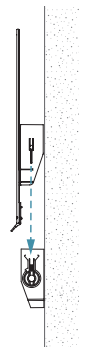
With tab handle



- **For combined installation:** can be used from sitting or standing position.
- **Tab handle for easy adjustment of mirror angle for those in a sitting position or for wheelchair users.**
- **Quick and easy to install:** just clip into place.
- **Anti-theft lock.**
- Mirror made from 6mm laminated safety glass.
- Can be tilted up to 20°.
- Mirror dimensions: 500 × 600mm.
- 10-year warranty.



510202




Glass mirror - With tab handle for tilting

Chrome-plated bright tab handle	510202P	£240.33
Chrome-plated satin tab handle	510202S	£240.33
Metallised anthracite tab handle	510202C	£240.33
White Nylon tab handle	510202N	£240.33

Glass mirror




- 6mm thick.
- Individually packaged.
- Order mounting brackets separately.
- 3451 model dimensions: 6 × 360 × 480mm.
- 3450 model dimensions: 6 × 420 × 600mm.
- 3454 model dimensions: 6 × 500 × 750mm.
- 10-year warranty.



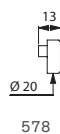
3451/3450/3454

Glass mirror		
360 × 480mm	3451	£46.89
420 × 600mm	3450	£60.20
500 × 750mm	3454	£79.07

Round studded pegs




- Chrome-plated brass.
- Screw in.
- Dimensions: Ø 20mm.
- 10-year warranty.

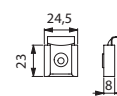


578

Studded pegs with a spring



- Pack of 4 mounting pegs, 2 of which incorporate a spring.
- Bright polished stainless steel.
- 10-year warranty.



577

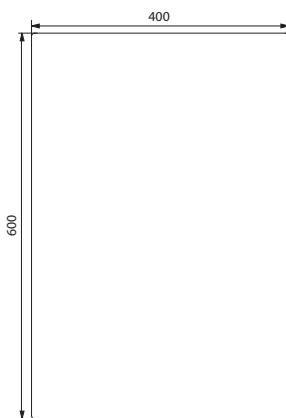
Round studded pegs	578	£6.90
---------------------------	------------	--------------

Pack of 4 studded pegs, 2 of which have springs	577	£5.57
--	------------	--------------

Stainless steel mirror
Self-adhesive - H. 600mm



- **"Mirror" polished** bacteriostatic 304 stainless steel.
- Stainless steel thickness: 1mm.
- **Unbreakable.**
- Install on a flat surface.
- Self-adhesive.
- Dimensions: 1 × 400 × 600mm.
- 10-year warranty.

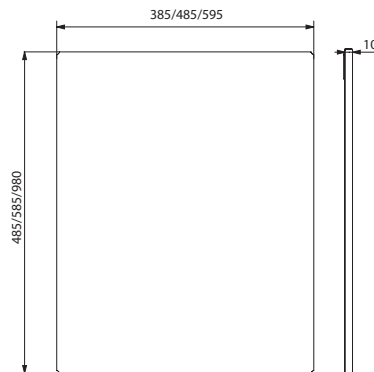


3453

Stainless steel mirror
Concealed fixings - H. 500/600/1,000mm



- **"Mirror" polished** bacteriostatic 304 stainless steel.
- **Reinforced by a concealed solid PVC plate** 10mm thick.
- 5 fixing points. Concealed fixings.
- **Unbreakable.**
- Install on a flat surface.
- Model 3459: **for combined installation, height enables use from standing or sitting positions, or from a wheelchair.**
- 3452 model dimensions: 10 × 385 × 485mm.
- 3458 model dimensions: 10 × 485 × 585mm.
- 3459 model dimensions: 10 × 595 × 980mm.
- 10-year warranty.




3452/3458/3459

Stainless steel mirror 1 × 400 × 600mm	3453	£177.26
---	------	---------

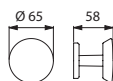
Stainless steel mirror - Concealed fixings		
10 × 385 × 485mm	3452	£179.18
10 × 485 × 585mm	3458	£233.48
10 × 595 × 980mm	3459	£407.27

Robe hook

304 stainless steel, **1 hook**



- **Concealed fixings.**
- Dimensions: $\varnothing 65 \times 58$ mm.
- 10-year warranty.



301/1301W

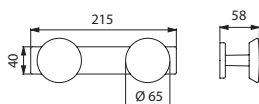
Robe hook, 1 hook		
Bright polished and chrome-plated 304 st. st.	301	£19.90
304 st. st. and white powder-coated metal	1301W	£19.35

Robe hooks

304 stainless steel, **2 hooks**



- **Concealed fixings.**
- Dimensions: $\varnothing 65 \times 215 \times 58$ mm.
- 10-year warranty.



302/1302W

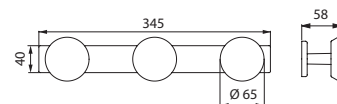
Robe hook, 2 hooks		
Bright polished and chrome-plated 304 st. st.	302	£36.49
304 st. st. and white powder-coated metal	1302W	£35.32

Robe hooks

304 stainless steel, **3 hooks**



- **Concealed fixings.**
- Dimensions: $\varnothing 65 \times 345 \times 58$ mm.
- 10-year warranty.



303D/1303W


Robe hook, 3 hooks		
Bright polished and chrome-plated 304 st. st.	303D	£56.06
304 st. st. and white powder-coated metal	1303W	£54.63

Ligature-resistant hook

304 stainless steel



- **Ligature-resistant:** the hook lowers with loads over 30kg.
- **Polished satin 304 stainless steel.**
- Dimensions: $\varnothing 90 \times 68$ mm.
- 10-year warranty.



510104S

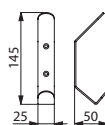
Ligature-resistant clothes hook 304 stainless steel	510104S	£133.45
---	----------------	----------------

Hook

304 stainless steel



- **Bright polished 304 stainless steel.**
- **Thickness: 2mm.**
- Dimensions: $50 \times 25 \times 145$ mm.
- 10-year warranty.




101P

304 stainless steel clothes hook	101P	£16.48
---	-------------	---------------

Coat hook

304 stainless steel



- **Bacteriostatic 304 stainless steel.**
- Dimensions: $\varnothing 18 \times 40$ mm.
- **Concealed fixings.**
- 10-year warranty.



510047

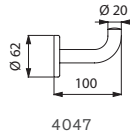
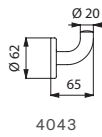
Coat hook		
Bright polished 304 stainless steel	510047P	£12.98
Polished satin 304 stainless steel	510047S	£12.98
White powder-coated 304 stainless steel	510047W	£12.98

Coat hook

304 stainless steel




- **Bacteriostatic 304 stainless steel.**
- Tube Ø 20mm, 1mm thick.
- **Concealed fixings.**
- 10-year warranty.



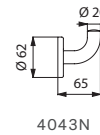
Coat hook - Short model		
Bright polished 304 stainless steel	4043P	£18.18
Polished satin 304 stainless steel	4043S	£18.18
White powder-coated 304 stainless steel	4043EW	£16.39
Matte black powder-coated 304 stainless steel	4043BK	£20.92
Coat hook - Long model		
Bright polished 304 stainless steel	4047P	£18.91
White powder-coated 304 stainless steel	4047EW	£18.42

Coat hook

Nylon



- **High-strength polyamide (Nylon).**
- Tube Ø 20mm.
- **Concealed fixings.**
- Dimensions: Ø 62 × 65 × 73mm.
- 10-year warranty.



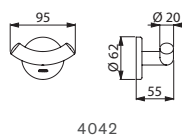
Coat hook Bright white HR Nylon	4043N	£10.28
------------------------------------	-------	--------

Double coat hook

304 stainless steel



- **Bacteriostatic 304 stainless steel.**
- Tube Ø 20mm, 1mm thick.
- **Concealed fixings.**
- Dimensions: Ø 62 × 55 × 95mm.
- 10-year warranty.



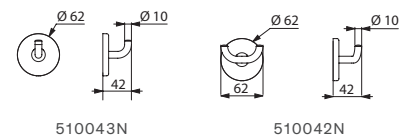
Double coat hook		
Bright polished 304 stainless steel	4042P	£31.01
Polished satin 304 stainless steel	4042S	£31.01
White powder-coated 304 stainless steel	4042W	£28.68

Coat hook

Nylon



- **High-strength polyamide (Nylon).**
- Tube Ø 10mm.
- **Concealed fixings.**
- 10-year warranty.



Coat hook bright white HR Nylon		
Single model	510043N	£7.37
Double model	510042N	£8.07

DELABIE / Toilet signs

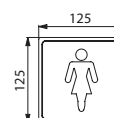
Stainless steel toilet sign

Self-adhesive



- Polished satin 304 stainless steel.
- Stainless steel thickness: 1.2mm.
- Dimensions: 125 × 125mm.
- 10-year warranty.


304 stainless steel toilet sign		
Female sign	510151S	£26.89
Male sign	510152S	£26.89
WC sign	510154S	£26.89
"Changing facilities for babies" sign	510156S	£26.89



510151S

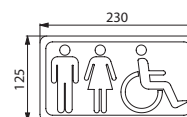
Stainless steel "Disabled" signs

Self-adhesive



- Polished satin 304 stainless steel.
- Stainless steel thickness: 1.2mm.
- Dimensions: 125 or 230 × 125 mm.
- 10-year warranty.

304 stainless steel toilet sign		
Disabled sign	510153S	£26.89
Mixed disabled sign	510155S	£28.42



510155S

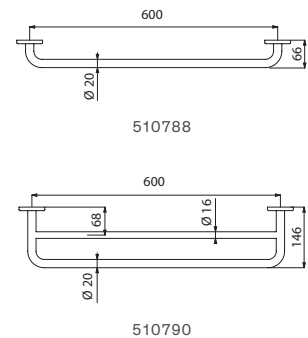
Towel rail

Concealed fixings



- **Robust model.**
- **Bacteriostatic 304 stainless steel.**
- \varnothing 20mm and \varnothing 16mm tubes.
- **Concealed fixings.**
- Length 600mm.
- 10-year warranty.

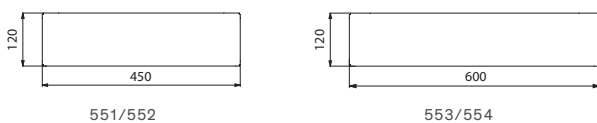
Towel rail with concealed fixings - 1 rail		
Bright polished 304 stainless steel	510788P	£41.00
Polished satin 304 stainless steel	510788S	£41.00
White powder-coated 304 stainless steel	510788W	£38.93
Towel rail with concealed fixings - 2 rails		
Bright polished 304 stainless steel	510790P	£65.99
Polished satin 304 stainless steel	510790S	£65.99
White powder-coated 304 stainless steel	510790W	£62.68



Wall-mounted shelf




- 1mm thick.
- 10-year warranty.




Bright polished 304 stainless steel shelf		
120 × 450mm	551	£50.01
120 × 600mm	553	£55.40
White powder-coated shelf		
120 × 450mm	552	£41.87
120 × 600mm	554	£45.10

Glass shelf with supports



- Glass shelf with rounded edges, **6mm thick**, 120 × 600mm.
- 120mm chrome-plated shelf supports.
- 10-year warranty.



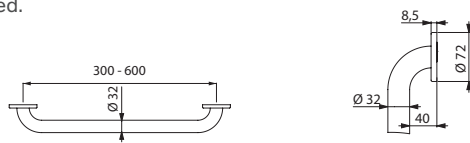
Basin shelf with supports		
Glass shelf	6555	£23.67
Chrome-plated supports	600	£16.61

Satin finish Basic straight grab bar

Tube Ø 32mm



- Polished satin 304 stainless steel.
- Concealed fixings, secured to wall by a 3-hole plate.
- 10-year warranty.
- CE marked.



35050S/350504S/350505S/350506S

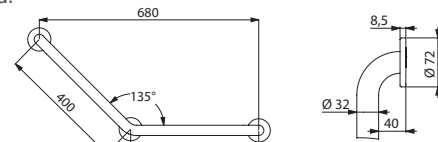
Basic straight grab bar Ø 32mm		
Polished satin 304 stainless steel - 300mm	35050S	£46.97
Polished satin 304 stainless steel - 400mm	350504S	£52.24
Polished satin 304 stainless steel - 500mm	350505S	£56.93
Polished satin 304 stainless steel - 600mm	350506S	£63.10

Satin finish Basic angled grab bar 135°

Tube Ø 32mm



- Polished satin 304 stainless steel.
- **3 fixing points prevent the hand from getting trapped and simplify installation.**
- Concealed fixings, secured to wall by a 3-hole plate.
- Dimensions: 400 × 400mm.
- 10-year warranty.
- CE marked.



35082S

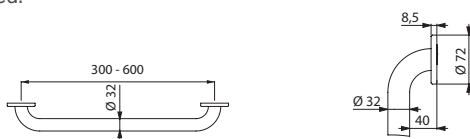
Basic angled grab bar 135° Ø 32mm Polished satin 304 stainless steel	35082S	£84.20
--	---------------	---------------

White powder-coated Basic straight grab bar

Tube Ø 32mm



- White powder-coated.
- Concealed fixings, secured to wall by a 3-hole plate.
- 10-year warranty.
- CE marked.



35050W/350504W/350505W/350506W

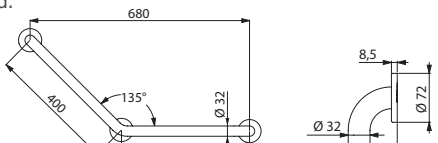
Basic straight grab bar Ø 32mm		
White powder-coated - 300mm	35050W	£39.90
White powder-coated - 400mm	350504W	£47.75
White powder-coated - 500mm	350505W	£51.06
White powder-coated - 600mm	350506W	£58.58

White powder-coated Basic angled grab bar 135°

Tube Ø 32mm



- White powder-coated.
- **3 fixing points prevent the hand from getting trapped and simplify installation.**
- Concealed fixings, secured to wall by a 3-hole plate.
- Dimensions: 400 × 400mm.
- 10-year warranty.
- CE marked.



35082W

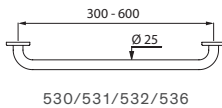
Basic angled grab bar 135° Ø 32mm White powder-coated	35082W	£81.39
---	---------------	---------------

Bright ECO straight grab bar

Tube \varnothing 25mm



- Bright polished 304 stainless steel.
- Visible fixings, secured to wall by a 3-hole plate.
- 10-year warranty.



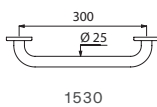
ECO straight grab bar \varnothing 25mm		
Bright polished 304 stainless steel - 300mm	530	£27.29
Bright polished 304 stainless steel - 400mm	531	£31.27
Bright polished 304 stainless steel - 500mm	532	£33.29
Bright polished 304 stainless steel - 600mm	536	£38.24

White powder-coated ECO straight grab bar

Tube \varnothing 25mm



- White powder-coated stainless steel.
- Visible fixings, secured to wall by a 3-hole plate.
- Dimensions: 300mm.
- 10-year warranty.



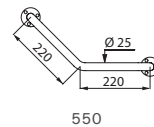
ECO straight grab bar \varnothing 25mm White powder-coated stainless steel - 300mm	1530	£27.22
---	------	--------

Bright ECO angled grab bar 135°

Tube \varnothing 25mm



- Bright polished 304 stainless steel.
- Visible fixings, secured to wall by a 3-hole plate.
- Dimensions: 220 x 220mm.
- 10-year warranty.



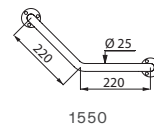
ECO angled grab bar 135° \varnothing 25mm Bright polished 304 stainless steel	550	£41.91
--	-----	--------

White powder-coated ECO angled grab bar 135°

Tube \varnothing 25mm

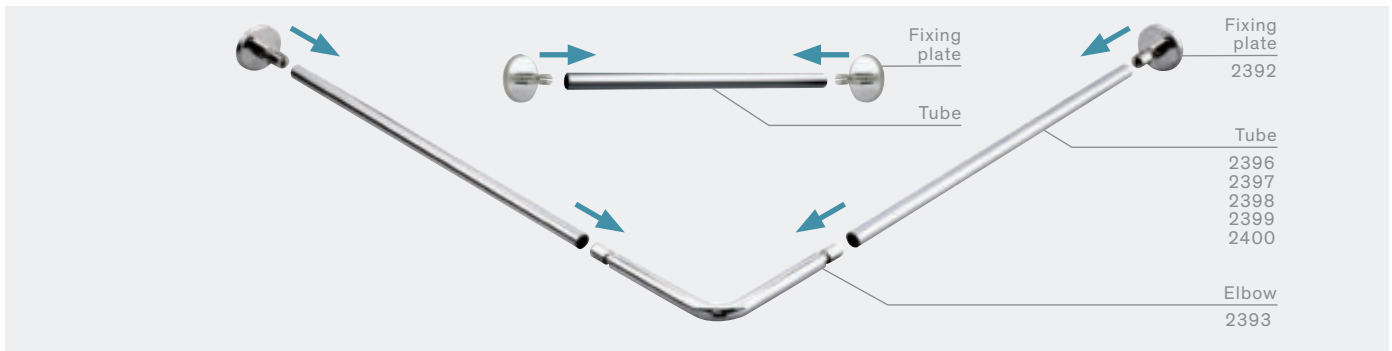


- White powder-coated stainless steel.
- Visible fixings, secured to wall by a 3-hole plate.
- Dimensions: 220 x 220mm.
- 10-year warranty.




ECO angled grab bar 135° \varnothing 25mm White powder-coated stainless steel	1550	£40.72
--	------	--------

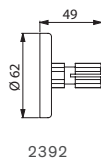
DELABIE / Straight or angled shower curtain rail assembly kit



Fixing plate



- For Ø 20mm tubes.
- **Concealed fixings via 304 stainless steel plate.**
- With push-fit connectors for mounting.
- Supplied with 4 screws 4 × 30mm and 4 rawl plugs.
- 10-year warranty.



2392

Pack of 2 fixing plates	2392	£32.27
-------------------------	------	--------

Sleeve connector



- To connect 2 straight tubes.
- Connects 2 × Ø 20mm tubes.
- Dimensions: Ø 18 × 60mm.
- 10-year warranty.



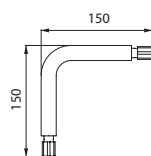
2390

Sleeve connector	2390	£10.61
------------------	------	--------

Elbow connector



- To connect 2 × Ø 20mm tubes.
- 304 stainless steel.
- With push-fit connectors for mounting.
- Dimensions: 150 × 150mm.
- 10-year warranty.



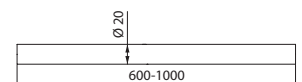
2393

Elbow connector	2393	£25.43
-----------------	------	--------

Connecting tubes



- Cut-to-size.
- Bright polished 304 stainless steel, 1mm thick.
- Tube Ø 20mm.
- **Longer tubes available on request.**
- 10-year warranty.



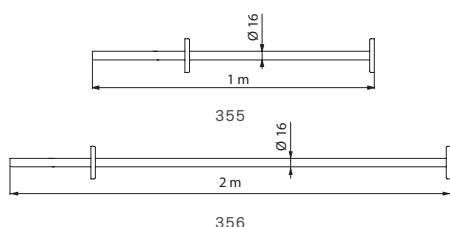
2396/2397/2398/2399/2400

Connecting tubes		
600mm	2396	£15.31
700mm	2397	£17.29
800mm	2398	£19.39
900mm	2399	£21.36
1,000mm	2400	£23.42

Cut-to-size straight curtain rail



- **Cut-to-size.**
- Bright polished 304 stainless steel.
- Tube Ø 16mm, 1mm thick.
- 10-year warranty.



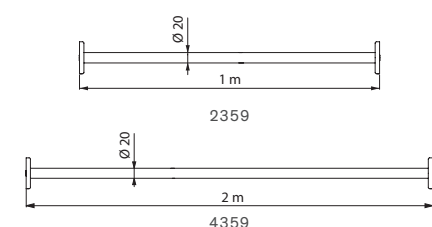
Straight curtain rail, cut-to-size		
Ø 16mm, 1m	355	£34.55
Ø 16mm, 2m	356	£57.57

See our ceiling supports for curtain rails on page 56.

Cut-to-size straight curtain rail Concealed fixings



- **Cut-to-size.**
- Bright polished 304 stainless steel.
- **Concealed fixings.**
- Tube Ø 20mm, 1mm thick.
- 10-year warranty.



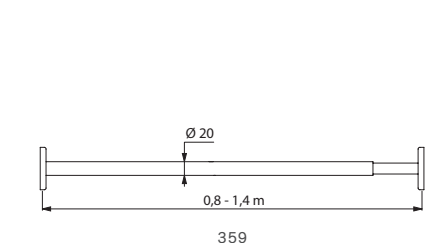
Straight curtain rail, cut-to-size - Concealed fixings		
Ø 20mm, 1m	2359	£55.25
Ø 20mm, 2m	4359	£78.42

See our ceiling supports for curtain rails on page 56.

Adjustable straight curtain rail



- **Adjusts from 0.80m - 1.40m simply by rotating the tube.**
- Bright polished 304 stainless steel.
- Tube Ø 20mm, 1mm thick.
- 10-year warranty.



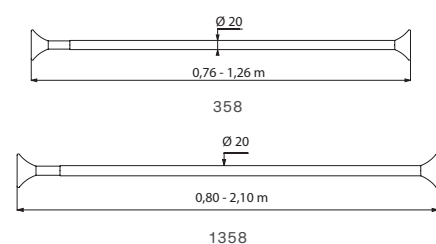
Adjustable straight curtain rail Ø 20mm	359	£67.06
--	------------	---------------

See our ceiling supports for curtain rails on page 56.

Telescopic, straight curtain rail ECO



- **Telescopic.**
- Polished aluminium tube.
- 10-year warranty.

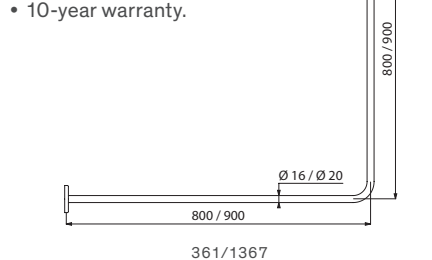


Telescopic, straight curtain rail		
Ø 20mm, from 0.76 to 1.26m	358	£18.07
Ø 20mm, from 0.80 to 2.10m	1358	£21.74

Fixed, angled curtain rail



- Bright polished 304 stainless steel.
- 1mm thick.
- Concealed fixings (Ref. 1367).
- 10-year warranty.



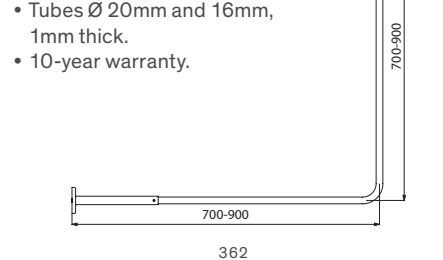
Fixed, angled curtain rail		
Ø 16mm, 800 × 800mm	361	£58.45
Ø 20mm, 900 × 900mm	1367	£88.99

See our ceiling supports for curtain rails on page 56.

Adjustable, angled curtain rail



- **Adjusts from 700 – 900mm on either side.**
- Bright polished 304 stainless steel.
- Tubes Ø 20mm and 16mm, 1mm thick.
- 10-year warranty.



Adjustable, angled curtain rail	362	£97.89
--	------------	---------------

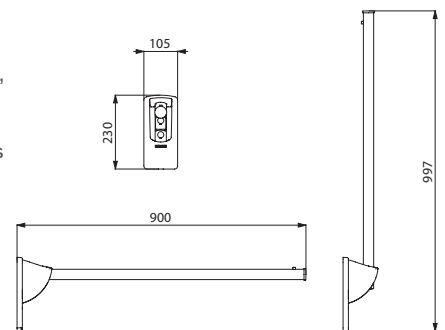
See our ceiling supports for curtain rails on page 56.

Shower curtain rail

Lift-up



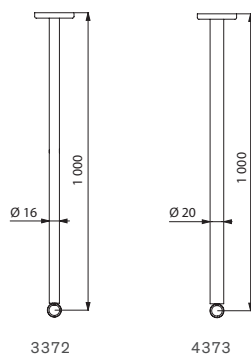
- Allows side access in the raised position.
- Preserves the patient's privacy in the lowered position. Allows a carer to assist with bathing a patient while protecting them from splashes.
- Dimensions: 900 × 230 × 105mm, Ø 32mm.
- Slowed down descent. Retained in upright position.
- Supplied with stainless steel screws for concrete walls.
- Ref. 510159P and 510159S: bacteriostatic 304 stainless steel tube.
- Ref. 510159N: high-strength polyamide (Nylon), with 2mm reinforced steel core treated against corrosion.
- Fixings concealed by a 4mm thick 304 stainless steel plate.
- 10-year warranty.



Lift-up shower curtain rail		
Bright polished 304 stainless steel	510159P	£253.25
Polished satin 304 stainless steel	510159S	£253.25
Bright white HR Nylon	510159N	£253.25

510159

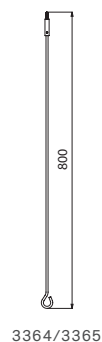
Ceiling support



- Removable fixing plate.
- Bright polished 304 stainless steel.
- Can be cut to size.
- 1mm thick.
- Length 1m.
- 10-year warranty.

Ceiling support		
For curtain rails Ø 16mm	3372	£49.12
For curtain rails Ø 20mm, concealed fixings	4373	£67.61

ECO ceiling support



- Bright polished 304 stainless steel and chrome-plated brass.
- Can be cut to size.
- Length 800mm.
- 10-year warranty.

ECO ceiling support		
For curtain rails Ø 16mm	3364	£26.56
For curtain rails Ø 20mm	3365	£27.05

Shower curtain

H. 790mm



- Material: polyester.
- **Bottom of curtain is weighted.**
- Dimensions: L. 880 × H. 790mm.
- Supplied with 6 plastic curtain rings.
- 10-year warranty.

Shower curtain H. 790mm, with 6 curtain rings	510158	£45.21
--	---------------	---------------

Shower curtain

H. 1,800mm and 2,000mm



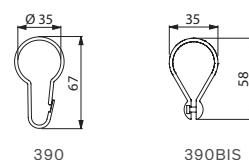
- Material: white PVC.
- Supplied with plastic curtain rings.
- 10-year warranty.

Shower curtain - Height 1.8m		
Width 900mm, with 6 curtain rings	381	£13.67
Width 1,200mm, with 8 curtain rings	382	£14.82
Width 1,800mm, with 12 curtain rings	387	£18.40
Shower curtain - Height 2m		
Width 900mm, with 6 curtain rings	1381	£15.63
Width 1,200mm, with 8 curtain rings	1382	£17.05
Width 1,800mm, with 12 curtain rings	1386	£21.10

Curtain rings for shower curtains



- Supplied in packs of 6.
- 10-year warranty.

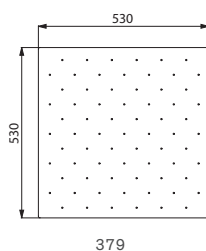


Curtain rings for shower curtains		
Chrome-plated brass, pack of 6	390	£25.43
Plastic, pack of 6	390BIS	£9.13

Shower mat



- **Non-slip.**
- White rubber.
- Dimensions: 530 × 530mm.
- 10-year warranty.

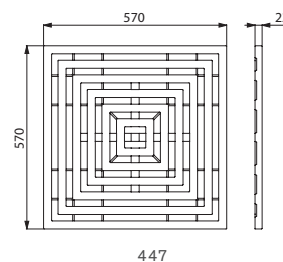


Shower mat	379	£28.07
-------------------	------------	---------------

Duck-board



- **Non-slip.**
- Semi-rigid, white plastic.
- Can be cut to size.
- Dimensions: 22 × 570 × 570mm.
- 10-year warranty.

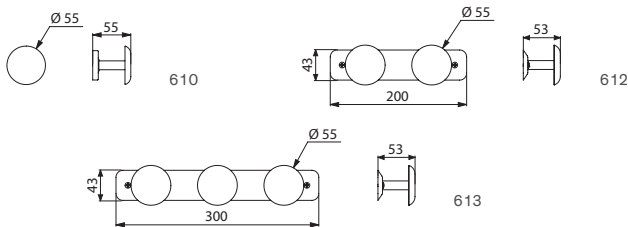


Duck-board	447	£31.85
-------------------	------------	---------------

ECO robe hooks



- Bright polished 304 stainless steel.
- Dimensions 1 hook: Ø 55mm.
Dimensions 2 hooks: 200 × 43mm.
Dimensions 3 hooks: 300 × 43mm.

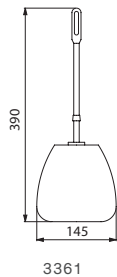


ECO robe hook		
1 hook	610	£10.57
2 hooks	612	£17.30
3 hooks	613	£23.58

Toilet brush set



- Floor-standing and wall-mounted toilet brush set.
- With Nylon brush.
- Dimensions: 145 × 390mm.




Toilet brush set		
Toilet brush set, with brush	3361	£14.89
Brush only	3362	£7.85

Wall-mounted shelf and supports



- Glass shelf with rounded edges, **6mm thick**, 120 × 600mm.
- 120mm chrome-plated shelf supports.

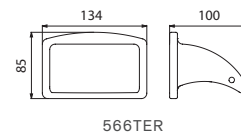


Basin shelf and supports		
Glass shelf	6555	£23.67
Chrome-plated supports	600	£16.61

Toilet roll holder



- Bright polished stainless steel.
- Dimensions: 100 × 134 × 85mm.



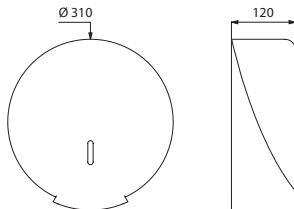
Toilet roll holder		
	566TER	£22.36

Toilet paper dispenser

Large ABS model



- White ABS.
- For 400m rolls.
- With lock.
- Level control.
- Dimensions: 120 × 310 × 320mm.



2909

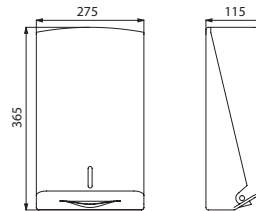
ABS toilet paper dispenser	2909	£52.53
----------------------------	------	--------

Paper towel dispenser

ABS



- White ABS.
- For folded paper towels.
- With lock.
- Level control.
- Capacity: 500 sheets.
- Dimensions: 115 × 275 × 365mm.



6603D

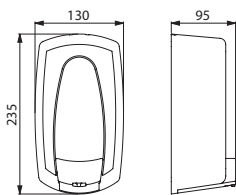
ABS paper towel dispenser	6603D	£66.81
Folded paper towels, pack of 180	6606	£9.07

Liquid soap dispenser

ABS



- White ABS.
- Push button with non-drip system.
- With lock.
- Level control.
- **Capacity: 0.9 litre.**
- Dimensions: 95 × 130 × 235mm.



374001

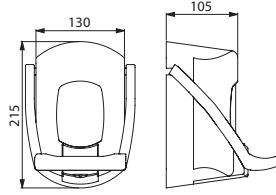
Soap dispenser	374001	£72.56
----------------	--------	--------

Liquid soap dispenser

ABS, elbow control



- White ABS.
- **With elbow control.**
- Push-button with non-drip system.
- With lock.
- Level control.
- **Capacity: 0.9 litre.**
- Dimensions: 105 × 130 × 215mm.



6712

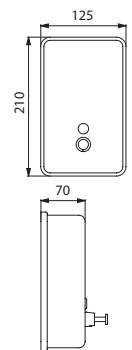
Soap dispenser with elbow control	6712	£75.61
-----------------------------------	------	--------

Liquid soap dispenser

Stainless steel



- 304 stainless steel.
- One piece.
- With lock.
- Level control.
- Concealed fixings.
- Top-fill articulated flap.
- **Capacity: 1.2 litres.**
- Dimensions: 70 × 125 × 210mm.





6566/6567

Dispenser, bright polished	6567	£71.23
Dispenser, polished satin	6566	£71.23
Valve, spare part	6568	£27.33
Window, spare part	6569	£6.86




DOC M PRODUCTS AND PACKS

DOC M
PACKS
62



DOC M
PRODUCTS
67



DOC M
SPACE GUIDES
70

Recessed Be-Line® shower pack



Please note that the images are for illustration purposes only.

19 items:

- 2 Drop-down support rails, length 850mm.
- 3 Grab bars, with ergonomic flat front face, length 600mm.
- 2 Grab bars, with ergonomic flat front face, length 450mm.
- 1 Lift-up shower seat.
- 1 Backrest, depth 150mm.
- 1 aluminium finish coat hook.
- 1 SECURITHERM single lever sequential thermostatic recessed shower mixer with angled outlet.
- 1 Chrome-plated TONIC JET shower head, tamperproof and scale-resistant, with automatic flow rate regulator set at 6 lpm.
- 1 Recessed diverter valve.
- 1 Multi-mode shower kit with 1 single jet shower head, 1 sliding soap dish for riser rails, 1 sliding shower head holder and 1 flexible shower hose.
- 1 Grab bar for use as shower riser rail, length 600mm.
- 1 Shower hose retaining collar: retains shower hose correctly.

*WRAS and TMV approval applied for.
CE marked.*

DOC M Be-Line® Recessed shower pack		
Metallised anthracite powder-coated aluminium	511MREC1	£3,245.23
Matte white powder-coated aluminium	511MREC2	£3,245.23

Exposed Be-Line® shower pack



Please note that the images are for illustration purposes only.

19 items:

- 2 Drop-down support rails, length 850mm.
- 3 Grab bars, with ergonomic flat front face, length 600mm.
- 2 Grab bars, with ergonomic flat front face, length 450mm.
- 1 Lift-up shower seat.
- 1 Backrest, depth 150mm.
- 1 aluminium finish coat hook.
- 1 SECURITHERM single lever sequential thermostatic exposed shower mixer with top outlet and Ø 16mm exposed shower column with reinforced collar.
- 1 Chrome-plated TONIC JET shower head, tamperproof and scale-resistant, with automatic flow rate regulator set at 6 lpm.
- 1 Recessed diverter valve.
- 1 Multi-mode shower kit with 1 single jet shower head, 1 sliding soap dish for riser rails, 1 sliding shower head holder and 1 flexible shower hose.
- 1 Grab bar for use as shower riser rail, length 600mm.
- 1 Shower hose retaining collar: retains shower hose correctly.

*WRAS and TMV renewal ongoing.
CE marked.*

DOC M Be-Line® Exposed shower pack		
Metallised anthracite powder-coated aluminium	511MEXP1	£2,869.46
Matte white powder-coated aluminium	511MEXP2	£2,869.46

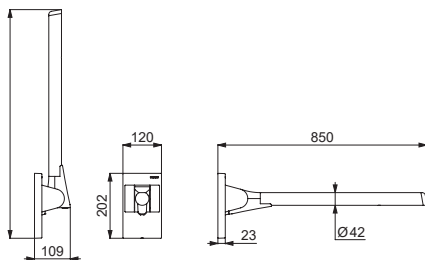
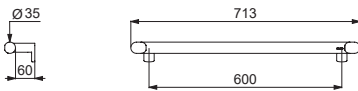
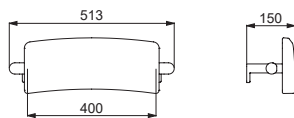


Be-Line® WC pack with backrest **511809MC** - TEMPOMATIC dual control flush plate for WCs **464006** - Waterproof recessing housing **464SBOX**
HIGHFLOW air pulse hand dryer **510622BK** - Electronic soap dispenser **512066BK** - Wall-mounted paper towel dispenser **510601BK**
TEMPOMATIC 5 electronic basin tap **44900615** - Toilet roll holder **510911BK** - Be-Line® toilet brush set **510051C**

Be-Line® WC pack with backrest



- 1 backrest, depth 150mm (ref. 511928C or 511928W).
- 1 drop-down support rail, length 850mm.
- 4 grab bars, length 600mm.
- Aluminium tube.
- Choice of powder-coated metallised anthracite (LRV 14) or matte white (LRV 82) finish; provides a good visual contrast with the wall.
- Tested to over 200kg.
- Maximum recommended user weight: 135kg.
- 10-year warranty.
- CE marked.
- DOC M compliant.



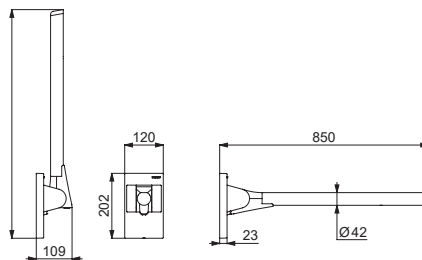
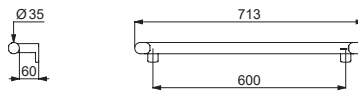
511809M

DOC M Be-Line® WC pack with backrest		
Metallised anthracite powder-coated aluminium	511809MC	£989.51
Matte white powder-coated aluminium	511809MW	£989.51

Be-Line® WC pack



- 1 drop-down support rail, length 850mm.
- 4 grab bars, length 600mm.
- Aluminium tube.
- Choice of powder-coated metallised anthracite (LRV 14) or matte white (LRV 82) finish; provides a good visual contrast with the wall.
- Tested to over 200kg.
- Maximum recommended user weight: 135kg.
- 10-year warranty.
- CE marked.
- DOC M compliant.



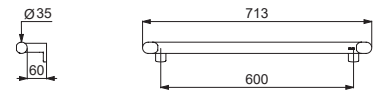
511804M

DOC M Be-Line® WC pack		
Metallised anthracite powder-coated aluminium	511804MC	£791.38
Matte white powder-coated aluminium	511804MW	£791.38

Ambulant WC pack Be-Line®



- 3 grab bars, length 600mm.
- Aluminium tube Ø 35mm.
- Choice of powder-coated metallised anthracite (LRV 14) or matte white (LRV 82) finish; provides a good visual contrast with the wall.
- Tested to over 200kg.
- Maximum recommended user weight: 135kg.
- 10-year warranty.
- CE marked.
- DOC M compliant.




511811M

DOC M ambulant Be-Line® WC pack		
Metallised anthracite powder-coated aluminium	511811MC	£330.23
Matte white powder-coated aluminium	511811MW	£330.23



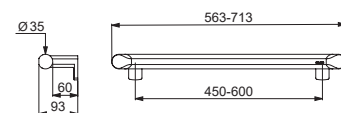
Be-Line® grab bar **511906MW** - TEMPOMATIC dual control flush plate for WCs **464006**
TEMPOFIX 3 self-supporting frame system for WCs **564065DE** - Be-Line® toilet brush set **510051MW** - Be-Line® toilet roll holder **511966W**

Straight grab bar



- For WCs, showers or baths.
- For use as a handrail and grab bar or support rail.
- Aluminium tube thickness 3mm. Solid aluminium fixing points.
- Rounded profile Ø 35mm with ergonomic flat front face that prevents rotation for an optimal grip.
- Choice of powder-coated metallised anthracite (LRV 14) or matte white (LRV 82) finish; provides a good visual contrast with the wall.
- Uniform surface for easy maintenance and hygiene.
- 60mm gap between the bar and the wall: minimal space prevents the forearm passing between the bar and the wall, reducing the risk of fracture in case of loss of balance.
- Concealed fixings.
- Supplied with stainless steel screws Ø 8 × 70mm for concrete walls.
- Dimensions: 450 - 600mm centre-to-centre.
- Tested to over 200kg. Maximum recommended user weight: 135kg.
- 10-year warranty.
- CE marked.
- DOC M compliant.

DOC M Be-Line® grab bar - Metallised anthracite powder-coated aluminium		
450mm	511904MC	£105.40
600mm	511906MC	£111.31
DOC M Be-Line® grab bar - Matte white powder-coated aluminium		
450mm	511904MW	£105.40
600mm	511906MW	£111.31



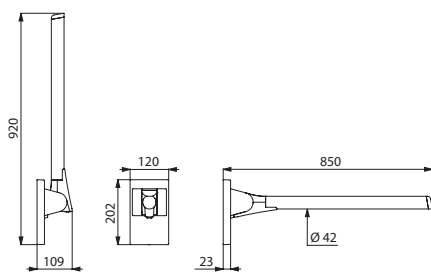
511904MC/511906MC/511904MW/ 511906MW



Drop-down support rail



- For WCs or showers.
- Allows side access in the raised position.
- In the lowered position use as a grab bar, as a support for standing and for assisting movement.
- **Removable:** easy to remove with anti-theft locking system.
- **Slowed down descent. Retained in upright position.**
- Aluminium tube.
- Rounded profile $\varnothing 42$ mm with ergonomic flat front face that prevents rotation for an optimal grip.
- Choice of powder-coated metallised anthracite (LRV 14) or matte white (LRV 82) finish; provides a good visual contrast with the wall.
- Uniform surface for easy maintenance and hygiene.
- Concealed fixings secured to wall by a 304 stainless steel plate, 5mm thick.
- Supplied with stainless steel screws $\varnothing 8 \times 70$ mm for concrete walls.
- Dimensions: $850 \times 202 \times 120$ mm.
- Tested to over 200kg. Maximum recommended user weight: 135kg.
- 10-year warranty.
- CE marked.
- DOC M compliant.



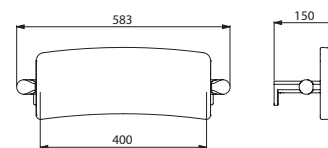
511964

DOC M Be-Line® drop-down support rail		
Metallised anthracite powder-coated aluminium	511964C	£352.02
Matte white powder-coated aluminium	511964W	£352.02

Comfort backrest for WCs



- For WCs for people with reduced mobility.
- Flexible backrest made from polyurethane.
- Choice of powder-coated metallised anthracite (LRV 14) or matte white (LRV 82) finish, aluminium structure.
- Dimensions: $150 \times 583 \times 173$ mm.
- 10-year warranty.
- CE marked.
- DOC M compliant.



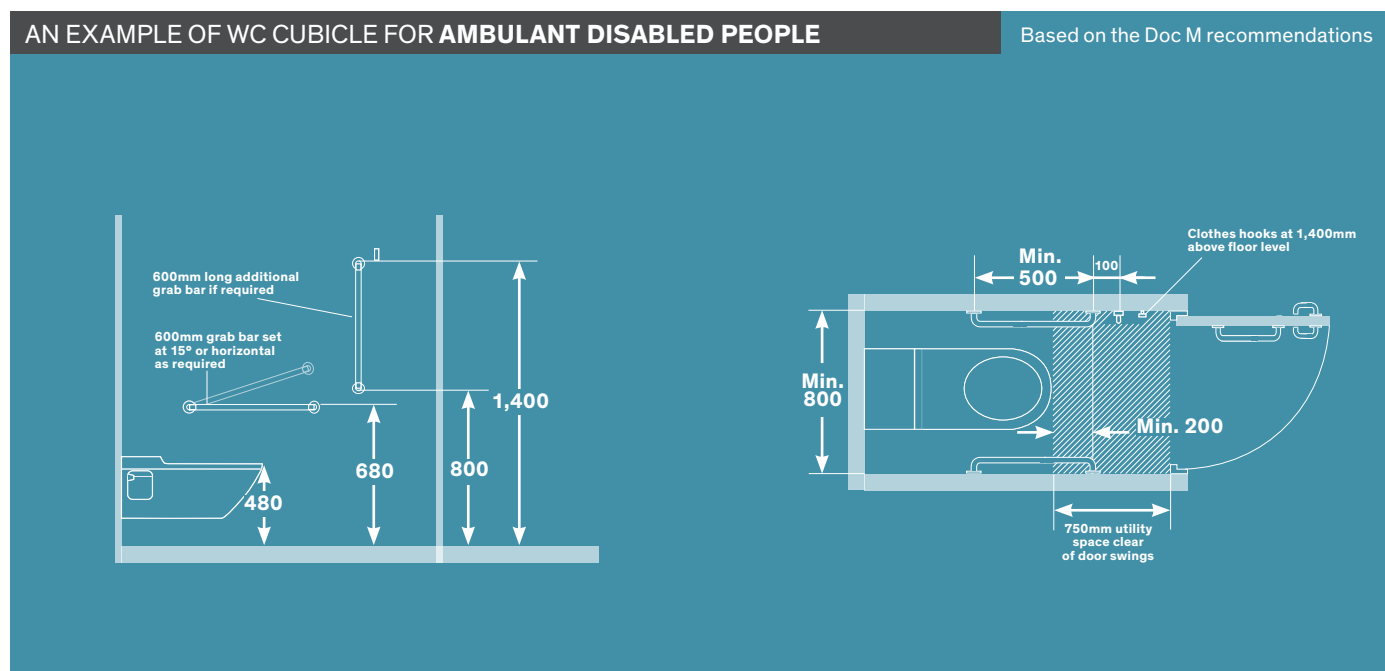
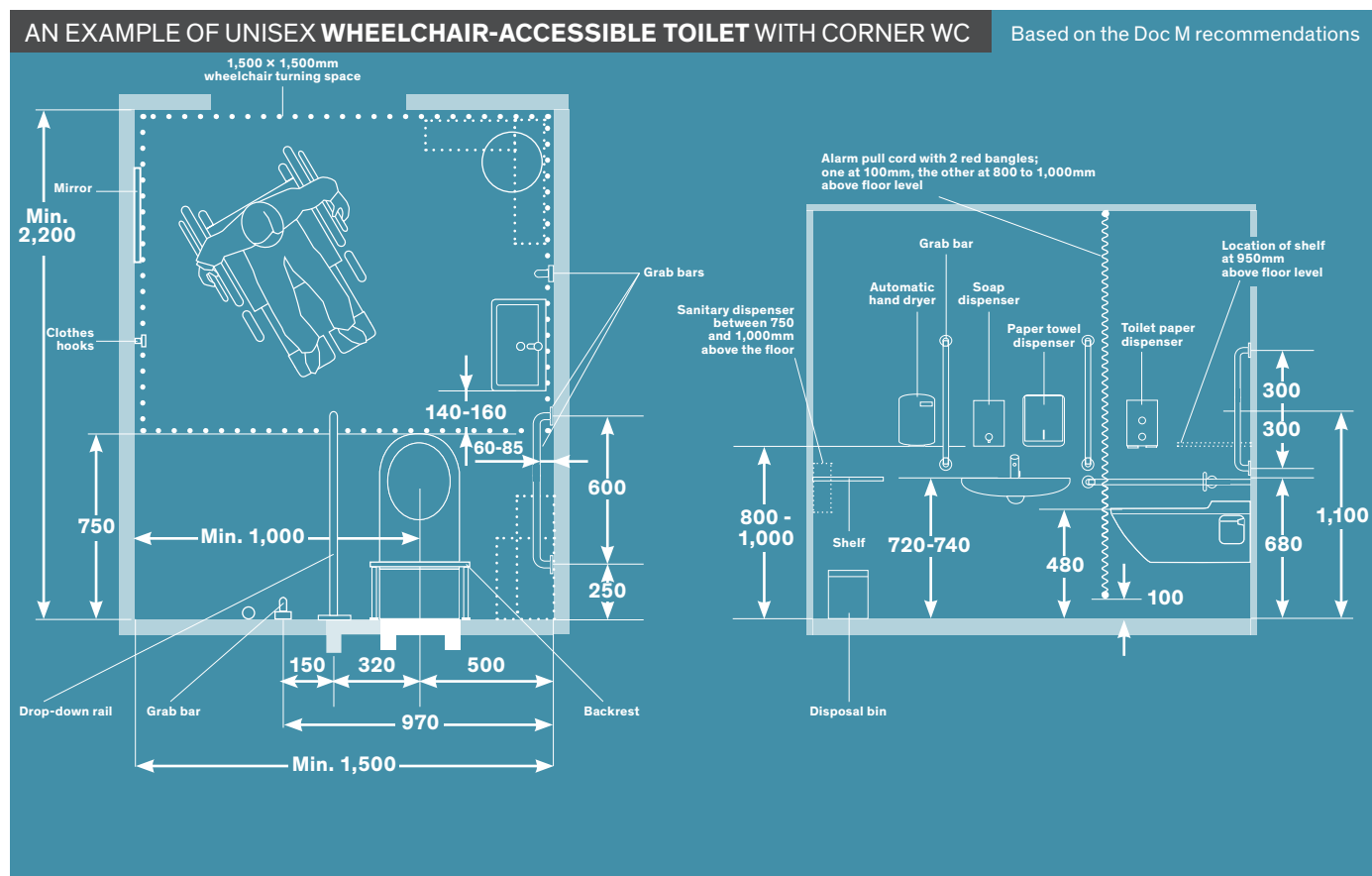
511928

DOC M Be-Line® backrest for WCs		
Metallised anthracite powder-coated aluminium	511928C	£198.95
Matte white powder-coated aluminium	511928W	£198.95

DISABILITY DISCRIMINATION ACT (DDA) AND DOC M: REMOVING PHYSICAL BARRIERS

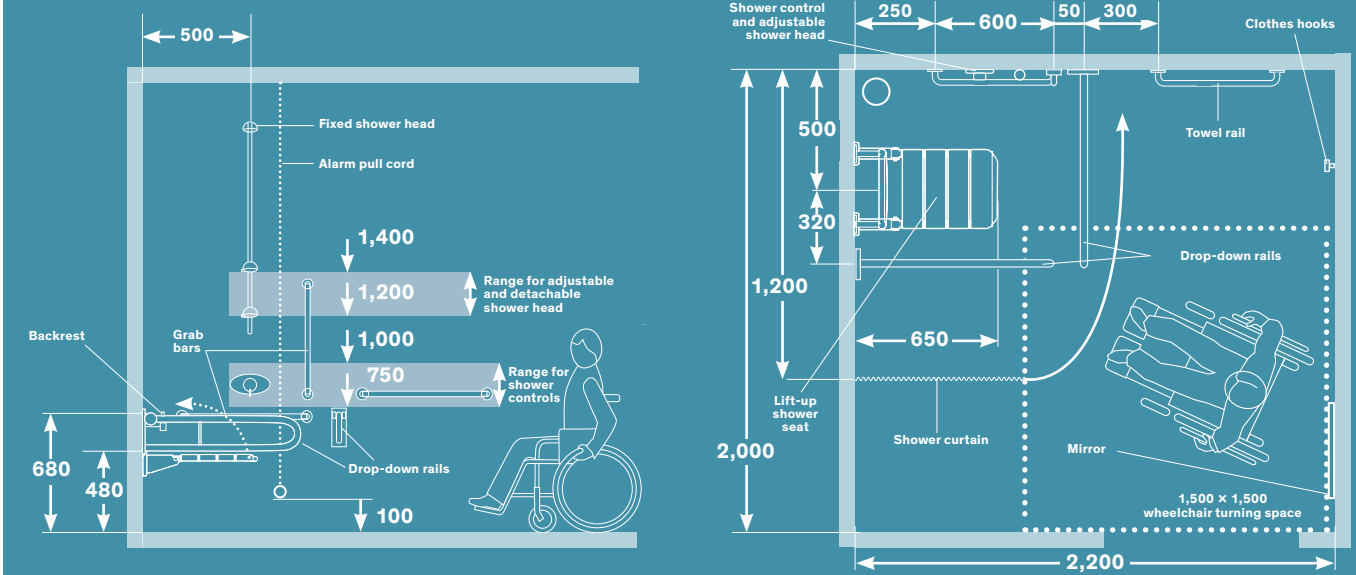
From October 2004, the revised DDA requires that "All suppliers of services, goods and facilities for the general public must remove all physical barriers, where deemed reasonable". The DOC M (Part M of the Building Regulations 2010, volume 2) recommends and imposes a variety of alternative layouts and product combinations in response to these obligations.

DELABIE has therefore developed a product offering, including special packs, which conform to the recommendations of DOC M. The objective is to allow everyone - disabled people, older people or those with reduced mobility - easy access and to maintain maximum independence in their day-to-day life.



AN EXAMPLE OF A SELF-CONTAINED **SHOWER ROOM** FOR INDIVIDUAL USE

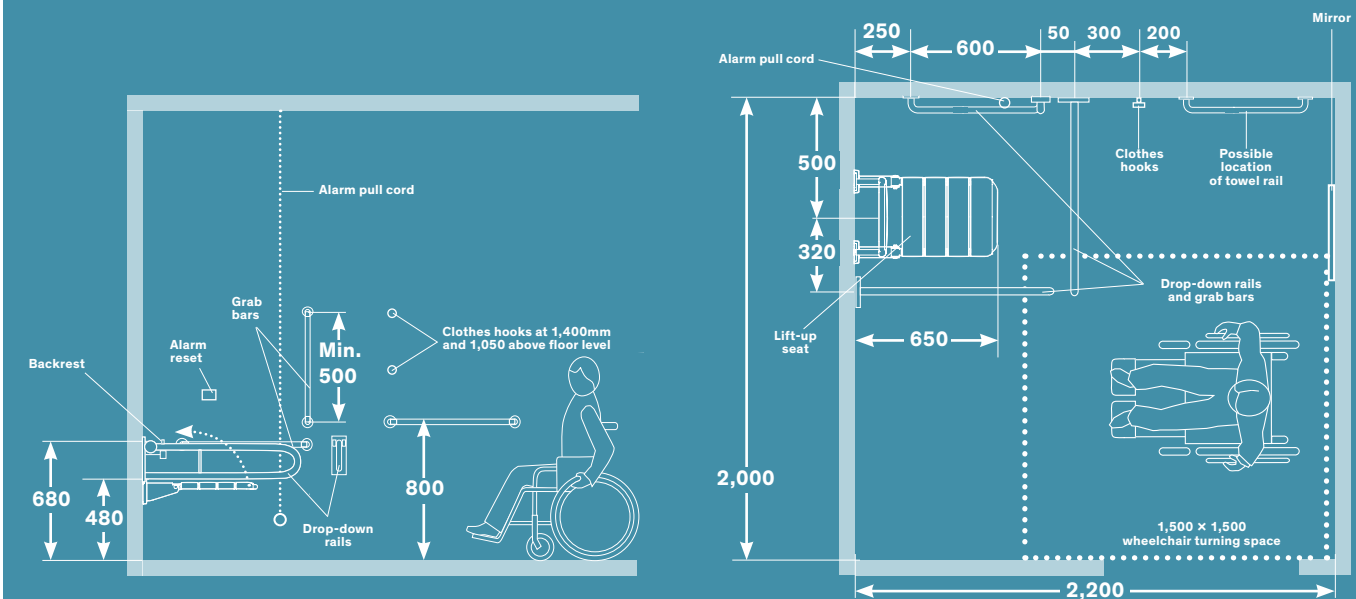
Based on the Doc M recommendations



DOC M RANGE

AN EXAMPLE OF A SELF-CONTAINED **CHANGING ROOM** FOR INDIVIDUAL USE

Based on the Doc M recommendations





Accessibility and Independence

Be-Line® Range

SHOWER SEATS
77



GRAB BARS AND DROP-DOWN SUPPORT RAILS
81



SHOWER GRAB BARS
86



ACCESSORIES
92





DESIGN, COMFORT, WELL-BEING

Inclusive design

DELABIE's Be-Line® range combines **aesthetics and comfort**.

The innovative design of the Be-Line® grab bars and shower seats eliminates the medical (and sometimes stigmatising) aspects of accessible washrooms, leaving only a feeling of well-being, free from any complex, both at home and in the wider environment.

The Be-Line® range transcends generations and is suitable for every life stage, regardless of age or level of independence, which makes the shared use of sanitary spaces more agreeable for everyone.

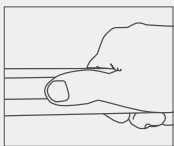
Discretion and freedom of movement

The Be-Line® range of grab bars and shower seats, with its clean lines, lack of imposing wall plates, concealed fixings and overall quality, naturally integrates into its environment and heightens the impression of comfort as well as providing the necessary level of discretion.

Since they are closer to the wall, the grab bars require less space. This improves access within the sanitary facilities (showers, WCs, etc.) providing greater freedom of movement and an enhanced feeling of comfort.

Ergonomics

The Be-Line® range of grab bars has a 35mm diameter which provides an **optimum grip** regardless of the product destination or user. The rounded form of these bars, with an **ergonomic, flat front face** that perfectly matches the shape of the hand, **prevents the hand from rotating** and offers greater safety to the user.



Ergonomics and safety: prevents rotation

allows placement of thumb and matches the shape of the hand perfectly.

Two finishes

The Be-Line® range coordinates with all styles and types of materials.

It is available in two aluminium finishes: powder-coated matte white (LRV 82) and metallised anthracite (LRV 14).

This choice of finish provides, most notably, a **good visual contrast** between the colour of the bars or seats and the walls that they are fixed to.

MAXIMUM HYGIENE

Durable and resistant material

The Be-Line® range of grab bars and shower seats is made from extruded or injection-moulded aluminium, a durable and resistant material.

The smooth, uniform surface is quick and easy to clean, ideal for meeting hygiene requirements.

Fewer seams

Particular attention has been paid to the design of the Be-Line® range to reduce the number of joins and seams. This reduces the build-up of dirt and niches where bacteria can develop, especially on the straight sections which are extruded in one-piece and which have the most frequent contact with hands.

MAXIMUM SAFETY

Tested to over 200kg

In public and commercial places, the user weight is unknown. The products installed must therefore be able to support any user.

10-year warranty

The Be-Line® range of grab bars and shower seats is suitable for intensive use in all types of public or healthcare buildings.

CE marked

DELABIE's Be-Line® range is CE marked and conforms to European Directive 93/42/CEE that relates to medical devices, and complies with European standard EN 12182 "Technical aids for disabled people". This provides an additional guarantee for product users.

38mm safety gap

The elderly or people with reduced mobility can easily lose their balance and fall. Limiting the gap between the Be-line® range of grab bars and the wall to just 38mm prevents the forearm from getting trapped and significantly reduces the risk of fracture.

Robust metal thickness

The thickness of the aluminium used by DELABIE to make the Be-Line® range is significant:

3mm for the tube sections and solid aluminium for the injection-moulded fixing elements.

It is an essential feature that attests to the high quality and strength of these products.

AND ALSO...

100% interchangeable


Be-line® grab bars dimensions are checked during the manufacturing process. There is no need to drill additional holes in the wall if replacing the bar with an identical one.

100% recyclable

Aluminium is 100% recyclable, contributing to sustainable development and protecting the environment.

Complete range

Offering a wide range of products enables DELABIE to respond to the needs and requirements of the accessibility and independence sector. This offering complements DELABIE's other product ranges perfectly.



Metallised anthracite



Matte white

ALUMINIUM
Resistant and durable material

INNOVATIVE DESIGN
Suitable for all users
Feeling of well-being

SEAM-FREE
No bacterial niches

2 FINISHES
Coordinates with all styles
Visual contrast



Metallised
anthracite

Matte
white

100% RECYCLABLE

ERGONOMIC FLAT SURFACE
Optimal grip
Safety: prevents hand rotating

TESTED TO OVER 200KG
10-YEAR WARRANTY
CE MARKED

38MM SAFETY GAP
Reduced risk of fracture
Space saving

SOLID ALUMINIUM
Safety

SLIDING 'T'
Adapts to all installations
left or right side

3MM THICK
High resistance

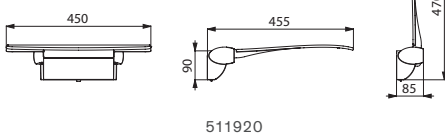


Removable lift-up shower seat

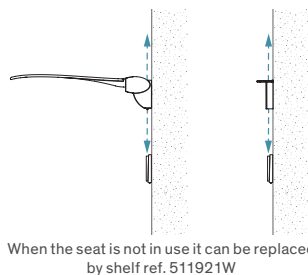
Without leg



- **Large model.**
- **Removable:** easy to remove with **anti-theft locking** system. Reduces the number of shower seats in a facility, allowing installation only when required e.g. hotels or hospitals providing short-term accommodation for people with reduced mobility.
- **Retained in upright position.**
- **Slowed down descent.**
- Suitable for intensive use in public places or the healthcare sector.
- **Solid, reinforced seat** made from high-strength polymer which can be installed, without a supporting leg, on any suitable wall.
- **Non-slip surface.**
- Choice of powder-coated metallised anthracite (LRV 14) or matte white (LRV 82) finish; provides a good visual contrast with the wall.
- **Solid aluminium** mounting bracket.
- Good resistance to disinfectant (Povidone-iodine).
- 5 concealed fixing points.
- Supplied with stainless steel screws $\varnothing 8 \times 70\text{mm}$ for concrete walls.
- Dimensions: $455 \times 450 \times 90\text{mm}$.
- Folded dimensions: $85 \times 470\text{mm}$.
- Tested to over 200kg. Maximum recommended user weight: 135kg.
- 10-year warranty.
- CE marked.



511920



When the seat is not in use it can be replaced by shelf ref. 511921W

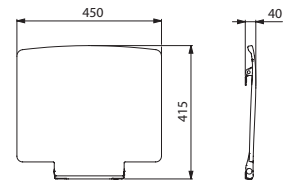
Removable lift-up shower seat		
Metallised anthracite powder-coated aluminium	511920C	£344.59
Matte white powder-coated aluminium	511920W	£344.59

Related products

Backrest for shower seats



- Solid backrest made from high-resistant polymer.
- Non-slip surface.
- 4 concealed fixing points.
- Supplied with $\varnothing 5 \times 60\text{mm}$ screws and two $\varnothing 5 \times 50\text{mm}$ screws.
- Dimensions: $450 \times 415 \times 40\text{mm}$.
- 10-year warranty.



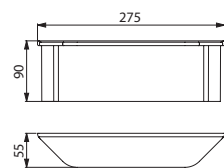
511929

Backrest for shower seats	511929	£164.67
---------------------------	---------------	----------------

Wall-mounted shower shelf to conceal bracket



- Conceals the mounting bracket when the lift-up shower seat is removed.
- Reduces the number of lift-up shower seats in a facility, allowing installation only when required.
- Dimensions: $55 \times 275 \times 90\text{mm}$.
- 10-year warranty.



511921

Wall-mounted shower shelf to conceal bracket		
Matte white	511921W	£27.25
Matte white with mounting bracket	511921FW	£39.01



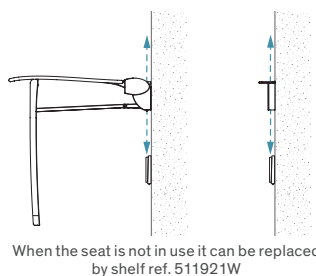
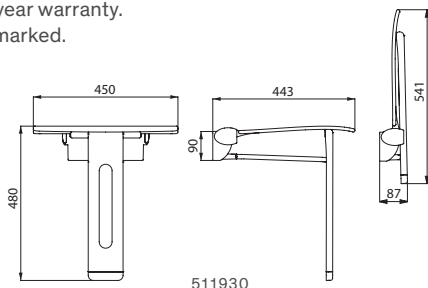
Be-Line® lift-up shower seat **511930C** - Be-Line® T-shaped shower grab bar **511944C** - Be-Line® sliding shower head holder **511911C** - Be-Line® soap dish **511912W**
Recessed SECURITHERM sequential thermostatic shower mixer **H96CBOX+H9633**

Removable lift-up shower seat

With leg



- **Large model.**
- **Removable:** easy to remove with **anti-theft locking** system. Reduces the number of shower seats in a facility, allowing installation only when required e.g. hotels or hospitals providing short-term accommodation for people with reduced mobility.
- **Retained in upright position.**
- **Slowed down descent.**
- Suitable for intensive use in public places or the healthcare sector.
- Solid seat made from high-strength polymer.
- **Non-slip surface.**
- **Reinforced** by a central, hinged **leg** which retracts automatically.
- Choice of metallised anthracite (LRV 14) or matte white (LRV 82) finish; provides a good visual contrast with the wall.
- Good resistance to disinfectant (Povidone-iodine).
- 5 concealed fixing points.
- Supplied with stainless steel screws $\varnothing 8 \times 70$ mm for concrete walls.
- Dimensions: $443 \times 450 \times 480$ mm.
- Folded dimensions: 87×541 mm.
- Tested to over 200kg. Maximum recommended user weight: 135kg.
- 10-year warranty.
- CE marked.



Removable lift-up shower seat with leg

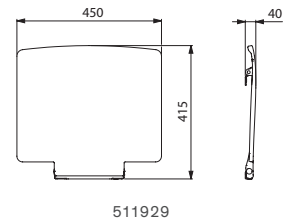
Metallised anthracite	511930C	£289.52
Matte white	511930W	£289.52

Related product

Backrest for shower seats



- Solid backrest made from high-resistant polymer.
- Non-slip surface.
- 4 concealed fixing points.
- Supplied with $\varnothing 5 \times 60$ mm screws and two $\varnothing 5 \times 50$ mm screws.
- Dimensions: $450 \times 415 \times 40$ mm.
- 10-year warranty.

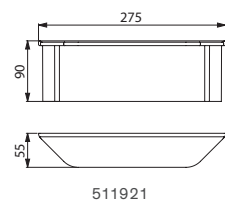


Backrest for shower seats	511929	£164.67
----------------------------------	---------------	----------------

Wall-mounted shower shelf to conceal bracket



- Conceals the mounting bracket when the lift-up shower seat is removed.
- Reduces the number of lift-up shower seats in a facility, allowing installation only when required.
- Dimensions: $55 \times 275 \times 90$ mm.
- 10-year warranty.




Wall-mounted shower shelf to conceal bracket

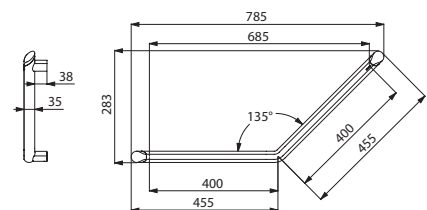
Matte white	511921W	£27.25
Matte white with mounting bracket	511921FW	£39.01



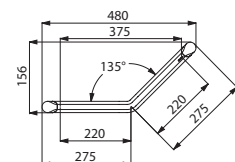
Angled grab bar 135°



- For WCs, showers or baths.
- For use as a handrail (horizontal part) or as a grab bar (135° part).
- Universal for either left or right side.
- Aluminium tube thickness 3mm. Solid aluminium fixing points.
- Rounded profile Ø 35mm with ergonomic flat front face that prevents rotation for an optimal grip.
- Choice of powder-coated metallised anthracite (LRV 14) or matte white (LRV 82) finish; provides a good visual contrast with the wall.
- Uniform surface for easy maintenance and hygiene.
- 38mm gap between the bar and the wall: minimal space prevents the forearm passing between the bar and the wall, reducing the risk of fracture in case of loss of balance.
- 3 fixing points prevent the hand from getting trapped and simplify installation.
- Concealed fixings.
- Supplied with stainless steel screws Ø 8 × 70mm for concrete walls.
- Dimensions: 400 × 400mm or 220 × 220mm.
- Tested to over 200kg. Maximum recommended user weight: 135kg.
- 10-year warranty.
- CE marked.



511982



511983

Angled grab bar 135° - 400 × 400mm		
Metallised anthracite powder-coated aluminium	511982C	£141.19
Matte white powder-coated aluminium	511982W	£141.19
Angled grab bar 135° - 220 × 220mm		
Metallised anthracite powder-coated aluminium	511983C	£127.54
Matte white powder-coated aluminium	511983W	£127.54


ACCESSIBILITY
BE-LINE®



DELABIE

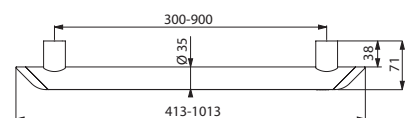
DELABIE

Straight grab bar



- For WCs, showers or baths.
- For use as a handrail and grab bar or support rail.
- Aluminium tube thickness 3mm. Solid aluminium fixing points.
- Rounded profile Ø 35mm with ergonomic flat front face that prevents rotation for an optimal grip.
- Choice of powder-coated metallised anthracite (LRV 14) or matte white (LRV 82) finish; provides a good visual contrast with the wall.
- Uniform surface for easy maintenance and hygiene.
- 38mm gap between the bar and the wall: minimal space prevents the forearm passing between the bar and the wall, reducing the risk of fracture in case of loss of balance.
- Concealed fixings.
- Supplied with stainless steel screws Ø 8 × 70mm for concrete walls.
- Dimensions: 300 - 900mm centre-to-centre.
- Tested to over 200kg. Maximum recommended user weight: 135kg.
- 10-year warranty.
- CE marked.

Straight grab bar - Metallised anthracite		
Metallised anthracite powder-coated aluminium - 300mm	511903C	£75.62
Metallised anthracite powder-coated aluminium - 400mm	511904C	£83.20
Metallised anthracite powder-coated aluminium - 500mm	511905C	£90.78
Metallised anthracite powder-coated aluminium - 600mm	511906C	£98.31
Metallised anthracite powder-coated aluminium - 900mm	511909C	£121.02
Straight grab bar - Matte white		
Matte white powder-coated aluminium - 300mm	511903W	£75.62
Matte white powder-coated aluminium - 400mm	511904W	£83.20
Matte white powder-coated aluminium - 500mm	511905W	£90.78
Matte white powder-coated aluminium - 600mm	511906W	£98.31
Matte white powder-coated aluminium - 900mm	511909W	£121.02



511903/511904/511905/511906/511909

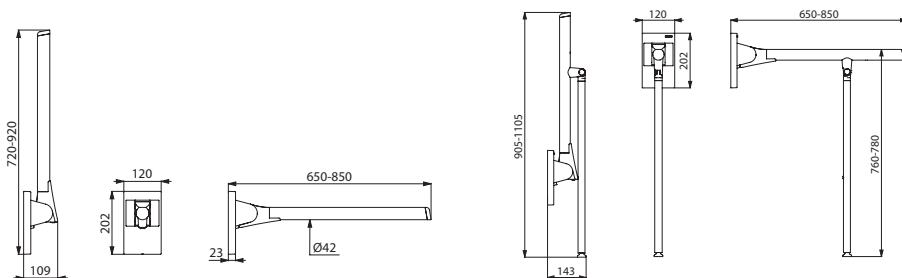


Be-Line® drop-down support rail with leg **511962W** - Be-Line® angled grab bar 135° **511982W**
TEMPOMATIC dual control recessed electronic direct flush WC valve **464PBOX+464006**

Drop-down support rail



- For WCs or showers.
- Allows side access in the raised position.
- In the lowered position use as a grab bar, as a support for standing and for assisting movement.
- **Removable:** easy to remove with **anti-theft locking** system. Reduces the number of bars in a facility, allowing installation only when required e.g. hotels or hospitals providing short-term accommodation for people with reduced mobility.
- **Slowed down descent. Retained in upright position.**
- Aluminium tube.
- Rounded profile Ø 42mm **with ergonomic flat front face that prevents rotation** for an optimal grip.
- Choice of powder-coated metallised anthracite (LRV 14) or matte white (LRV 82) finish; provides a good visual contrast with the wall.
- Uniform surface for easy maintenance and hygiene.
- Concealed fixings secured to wall by a 304 stainless steel plate, 5mm thick.
- Supplied with stainless steel screws Ø 8 × 70mm for concrete walls.
- Models with leg: **to be used as reinforcement when the wall fixing alone is insufficient.** Dimensions: 850 or 650 × 825 × 120mm. Leg height can be adjusted from 760 - 780mm.
- Models without leg: 850 or 650 × 202 × 120mm.
- Tested to over 200kg. Maximum recommended user weight: 135kg.
- 10-year warranty. CE marked.



511960/511964

511962/511963

Drop-down support rail without leg

Metallised anthracite powder-coated aluminium - L. 650mm	511960C	£327.74
Metallised anthracite powder-coated aluminium - L. 850mm	511964C	£352.02
Matte white powder-coated aluminium - L. 650mm	511960W	£327.74
Matte white powder-coated aluminium - L. 850mm	511964W	£352.02

Drop-down support rail with leg

Metallised anthracite powder-coated aluminium - L. 650mm	511962C	£390.79
Metallised anthracite powder-coated aluminium - L. 850mm	511963C	£413.30
Matte white powder-coated aluminium - L. 650mm	511962W	£390.79
Matte white powder-coated aluminium - L. 850mm	511963W	£413.30

Additional products



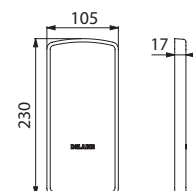
WC backrest and toilet roll holder (see page 93)

Related product

Cover plate



- Conceals fixing screws when the drop-down support rail is removed.
- Reduces the number of drop-down support rails in a facility, allowing installation only when required. Example: hotels or hospitals providing short-term accommodation for people with reduced mobility.
- Model with fixing plate: supplied with stainless steel screws for concrete walls.
- 10-year warranty.



511950

Cover without fixing plate

Metallised anthracite	511950C	£50.12
Matte white	511950W	£50.12

Cover with fixing plate

Metallised anthracite	511950FC	£93.15
Matte white	511950FW	£93.15

Straight bar with sliding shower head holder

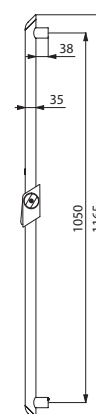


Additional product



Sliding soap dish (see page 92)

- For showers or baths.
- Can be used as a vertical grab bar and a shower head riser rail.
- Metallised anthracite or matte white sliding shower head holder with ergonomic grip.
- Sliding soap dish can be added (order separately).
- Aluminium tube thickness 3mm. Solid aluminium fixing points.
- Rounded profile Ø 35mm with ergonomic flat front face that prevents rotation for an optimal grip.
- Choice of powder-coated metallised anthracite (LRV 14) or matte white (LRV 82) finish; provides a good visual contrast with the wall.
- Uniform surface for easy maintenance and hygiene.
- 38mm gap between the bar and the wall: minimal space prevents the forearm passing between the bar and the wall, reducing the risk of fracture in case of loss of balance.
- Concealed fixings.
- Supplied with stainless steel screws Ø 8 × 70mm for concrete walls.
- Height: 1,050mm.
- Tested to over 200kg. Maximum recommended user weight: 135kg.
- 10-year warranty.
- CE marked.



Straight bar with sliding shower head holder		
Metallised anthracite powder-coated aluminium - H. 1,050mm	511946C	£195.84
Matte white powder-coated aluminium - H. 1,050mm	511946W	£195.84

511946


L-shaped grab bar



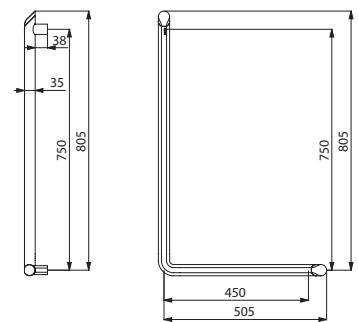
- For showers or baths.
- Helps the user stand and move safely in the shower or bath.
- Use as a shower rail by adding a sliding shower head holder and/or a soap dish.
- Can be installed with the upright to the left or the right.
- Aluminium tube thickness 3mm. Solid aluminium fixing points.
- Rounded profile Ø 35mm with ergonomic flat front face that prevents rotation for an optimal grip.
- Choice of powder-coated metallised anthracite (LRV 14) or matte white (LRV 82) finish; provides a good visual contrast with the wall.
- Uniform surface for easy maintenance and hygiene.
- 38mm gap between the bar and the wall: minimal space prevents the forearm passing between the bar and the wall, reducing the risk of fracture in case of loss of balance.
- Concealed fixings.
- Supplied with stainless steel screws Ø 8 × 70mm for concrete walls.
- Dimensions: 1,130 or 750 × 450mm.
- Tested to over 200kg. Maximum recommended user weight: 135kg.
- 10-year warranty.
- CE marked.

L-shaped grab bar - Metallised anthracite		
Metallised anthracite powder-coated aluminium - H. 750mm	511970C	£206.25
Metallised anthracite powder-coated aluminium - H. 1,130mm	511971C	£236.99
L-shaped grab bar - Matte white		
Matte white powder-coated aluminium - H. 750mm	511970W	£206.25
Matte white powder-coated aluminium - H. 1,130mm	511971W	£236.99

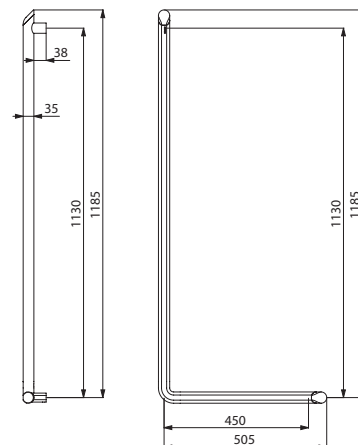
Additional products



Sliding shower head holder, sliding soap dish and shower shelf with glove holder (see page 92)



511970



511971



T-shaped grab bar with sliding vertical riser rail

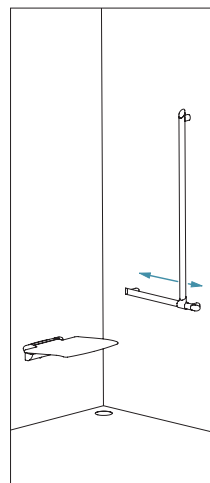


Additional products

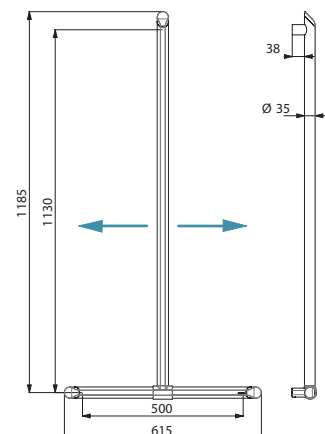


Sliding shower head holder, sliding soap dish and shower shelf with glove holder (see page 92)

- For showers.
- Use as a grab bar and to support the user in an upright position.
- Helps and secures entry and movement in the shower.
- Use as a shower riser rail by adding a sliding shower head holder and/or a soap dish.
- Upright position can be adjusted during installation: can be moved to the left or the right in order to adapt the space (positioning of shower, depth of shower seat...).
- Aluminium tube thickness 3mm. Solid aluminium fixing points.
- Rounded profile Ø 35mm with ergonomic flat front face that prevents rotation for an optimal grip.
- Choice of powder-coated metallised anthracite (LRV 14) or matte white (LRV 82) finish; provides a good visual contrast with the wall.
- Uniform surface for easy maintenance and hygiene.
- 38mm gap between the bar and the wall: minimal space prevents the forearm passing between the bar and the wall, reducing the risk of fracture in case of loss of balance.
- Concealed fixings.
- Supplied with stainless steel screws Ø 8 × 70mm for concrete walls.
- Dimensions: 1,130 × 500mm.
- Tested to over 200kg. Maximum recommended user weight: 135kg.
- 10-year warranty.
- CE marked.



Upright can be moved



511944


T-shaped grab bar with sliding vertical riser rail		
Metallised anthracite powder-coated aluminium	511944C	£232.22
Matte white powder-coated aluminium	511944W	£232.22

Two-wall corner grab bar

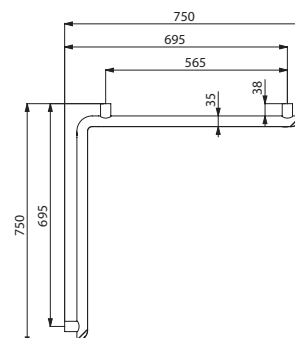


- For WCs, showers or baths.
- Use as a grab bar and to support the user in an upright position.
- Helps and secures entry and movement in the shower also with getting in and out of the bath.
- Helps with the transfer from a wheelchair to the toilet seat, for WCs with recessed cisterns or direct flush.
- Aluminium tube thickness 3mm. Solid aluminium fixing points.
- Rounded profile Ø 35mm with ergonomic flat front face that prevents rotation for an optimal grip.
- Choice of powder-coated metallised anthracite (LRV 14) or matte white (LRV 82) finish; provides a good visual contrast with the wall.
- Uniform surface for easy maintenance and hygiene.
- 38mm gap between the bar and the wall: minimal space prevents the forearm passing between the bar and the wall, reducing the risk of fracture in case of loss of balance.
- Concealed fixings.
- Supplied with stainless steel screws Ø 8 × 70mm for concrete walls.
- Dimensions: 695 × 695mm.
- Tested to over 200kg. Maximum recommended user weight: 135kg.
- 10-year warranty.
- CE marked.

Additional product



Shower shelf with glove holder
(see page 92)



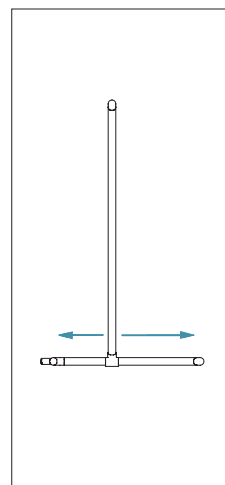
Two-wall corner grab bar		
Metallised anthracite powder-coated aluminium	511941C	£216.51
Matte white powder-coated aluminium	511941W	£216.51

511941

Two-wall grab bar with sliding vertical riser rail




- For showers.
- Use as a grab bar and to support the user in an upright position.
- Helps and secures entry and movement in the shower.
- Use as a shower riser rail by adding a sliding shower head holder and/or a soap dish.
- Upright position can be adjusted during installation: can be moved to the left or the right in order to adapt the space (positioning of shower, depth of shower seat...).
- Can be installed with the upright on the left or the right.
- Aluminium tube thickness 3mm. Solid aluminium fixing points.
- Rounded profile Ø 35mm with ergonomic flat front face that prevents rotation for an optimal grip.
- Choice of powder-coated metallised anthracite (LRV 14) or matte white (LRV 82) finish; provides a good visual contrast with the wall.
- Uniform surface for easy maintenance and hygiene.
- 38mm gap between the bar and the wall: minimal space prevents the forearm passing between the bar and the wall, reducing the risk of fracture in case of loss of balance.
- Concealed fixings.
- Supplied with stainless steel screws Ø 8 × 70mm for concrete walls.
- Dimensions: 1,130 × 695 × 695mm.
- Tested to over 200kg. Maximum recommended user weight: 135kg.
- 10-year warranty.
- CE marked.

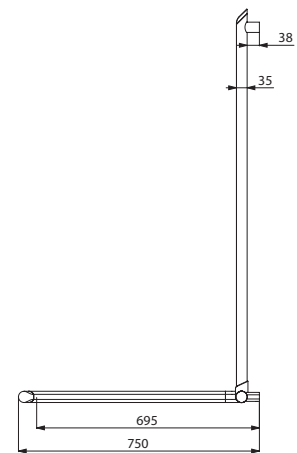


Upright can be moved to the left or the right

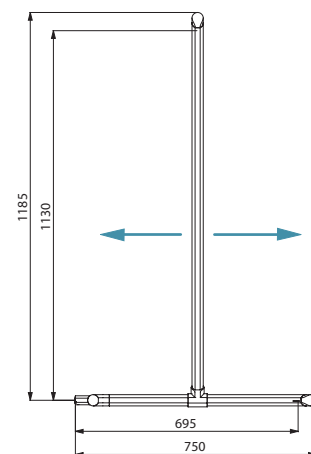
Additional products



Sliding shower head holder, sliding soap dish and shower shelf with glove holder (see page 92)



511949



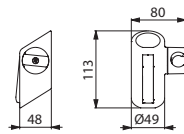
511949

Two-wall grab bar with sliding vertical riser rail		
Metallised anthracite powder-coated aluminium	511949C	£331.80
Matte white powder-coated aluminium	511949W	£331.80

Sliding shower head holder



- Holder for tilting shower heads.
- Easy-to-operate ergonomic grip to adjust the height of the shower head holder.
- Slides by using the handle or by pulling on shower hose.
- For Be-Line® shower rails.
- 10-year warranty.



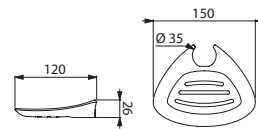
511911

Sliding shower head holder		
Metallised anthracite	511911C	£38.30
Matte white	511911W	£38.30

Sliding soap dish



- Soap dish for shower gel or soap.
- For Be-Line® shower rails.
- 10-year warranty.



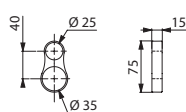
511912

Sliding soap dish		
Metallised anthracite	511912C	£22.31
Matte white	511912W	£22.31

Shower head retaining collar




- For Ø 25 - 35mm rails and flexible shower hoses.
- **Retaining device:** prevents shower head from coming into direct contact with the floor or floor trap (source of bacterial contamination).
- 10-year warranty.



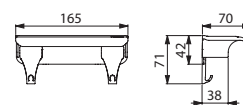
830

Translucent shower head retaining collar	830	£7.39
--	-----	-------

Shower shelf for grab bars




- Place against the wall, on the grab bar.
- **Anti-theft lock.**
- Suitable for shower gels or soap.
- **2 hooks for gloves.**
- 10-year warranty.



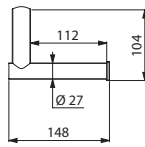
511922

Shower shelf for grab bars		
Metallised anthracite	511922C	£26.81
Matte white	511922W	£26.81

Toilet roll holder for drop-down support rails



- For toilet rolls.
- For Be-Line® drop-down support rails.
- Can be installed without removing the rail.
- 10-year warranty.



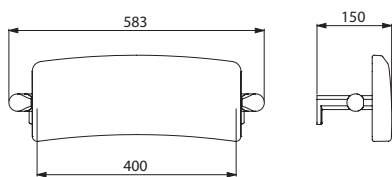
511965

Toilet roll holder for drop-down support rails		
Metallised anthracite	511965C	£35.52
Matte white	511965W	£35.52

Comfort backrest for WCs



- Flexible backrest made from polyurethane.
- Aluminium structure.
- Dimensions: 150 × 583 × 173mm.
- 10-year warranty.
- CE marked.



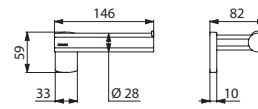
511928

Comfort backrest for WCs		
Metallised anthracite powder-coated alu structure	511928C	£198.95
Matte white powder-coated aluminium structure	511928W	£198.95

Wall-mounted toilet roll holder



- For toilet rolls.
- Choice of powder-coated metallised anthracite (LRV 14) or matte white (LRV 82) finish; provides a good visual contrast with the wall.
- Concealed fixings.
- 10-year warranty.



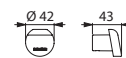
511966

Wall-mounted toilet roll holder		
Metallised anthracite powder-coated aluminium	511966C	£39.67
Matte white powder-coated aluminium	511966W	£39.67

Coat hook




- Concealed fixings.
- Choice of powder-coated metallised anthracite (LRV 14) or matte white (LRV 82) finish; provides a good visual contrast with the wall.
- 10-year warranty.



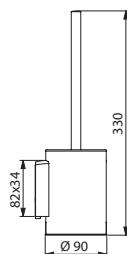
511943

Coat hook		
Metallised anthracite powder-coated aluminium	511943C	£20.44
Matte white powder-coated aluminium	511943W	£20.44

Toilet brush set without lid



- **Robust model.**
- Bacteriostatic 304 stainless steel.
- Wall-mounted model.
- Easy to clean: plastic bowl can be removed from above.
- **Plastic bowl with reservoir:** prevents toilet brush sitting in residual water and reduces the risk of splashing when next used.
- **Anti-theft lock.**
- Choice of powder-coated metallised anthracite (LRV 14) or matte white (LRV 82) finish; provides a good visual contrast with the wall.
- Stainless steel thickness: 1mm body.
- Dimensions: Ø 90 × 330mm.
- 10-year warranty.



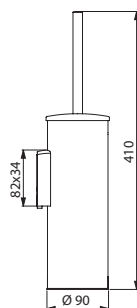
4048

Toilet brush set without lid - Anti-theft lock		
Metallised anthracite powder-coated 304 st. st.	4048C	£70.18
Matte white powder-coated 304 st. steel	4048MW	£70.18

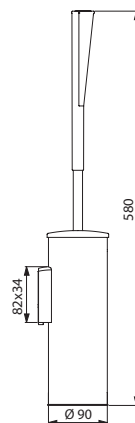
Toilet brush set with lid



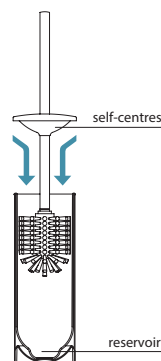
- **Robust model.**
- Bacteriostatic 304 stainless steel.
- Wall-mounted model.
- Model with **long, ergonomic handle:** easy for wheelchair users or people who have difficulty bending to use.
- Easy to clean: plastic bowl can be removed from above.
- **Plastic bowl with reservoir:** prevents toilet brush sitting in residual water and reduces the risk of splashing when next used.
- Toilet brush **automatically centres itself** in the holder.
- **Anti-theft lock.**
- Choice of powder-coated metallised anthracite (LRV 14) or matte white (LRV 82) finish: provides a good visual contrast with the wall.
- Stainless steel thickness: 1mm body.
- Dimensions: Ø 90 × 410 or 580mm.
- 10-year warranty.



4051



510051

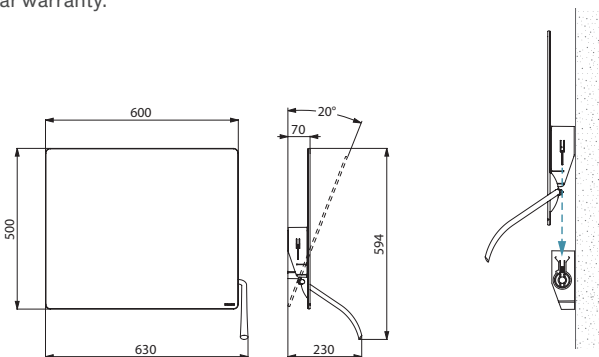


Toilet brush set with lid - Anti-theft lock		
Metallised anthracite powder-coated 304 stainless steel	4051C	£104.63
Matte white powder-coated 304 stainless steel	4051MW	£104.63
Toilet brush set with lid and long handle - Anti-theft lock		
Metallised anthracite powder-coated 304 stainless steel	510051C	£129.67
Matte white powder-coated 304 stainless steel	510051MW	£129.67

Tilting mirror with long, ergonomic lever



- **For combined installation:** can be used from sitting or standing position.
- **Long, ergonomic lever for easy adjustment of mirror angle from a sitting position or from a wheelchair.**
- **Quick and easy to install:** simply clip into place.
- **Anti-theft lock.**
- Bright white HR Nylon lever.
- Mirror made from 6mm laminated safety glass.
- Can be tilted up to 20°.
- Mirror dimensions: 500 × 600mm.
- 10-year warranty.



510201N

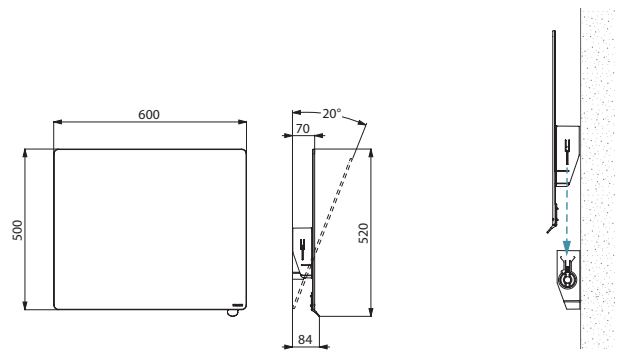
Tilting mirror with long, ergonomic lever	510201N	£277.80
--	----------------	----------------

For more mirrors and studded pegs see pages 45-47.

Tilting mirror with tab handle




- **For combined installation:** can be used from sitting or standing position.
- **Tab handle for easy adjustment of mirror angle for those in a sitting position or for wheelchair users.**
- **Quick and easy to install:** simply clip into place.
- **Anti-theft lock.**
- Mirror made from 6mm laminated safety glass.
- Can be tilted up to 20°.
- Mirror dimensions: 500 × 600mm.
- 10-year warranty.



510202

Tilting mirror with tab handle		
Metallised anthracite tab handle	510202C	£240.33
White Nylon tab handle	510202N	£240.33

For more mirrors and studded pegs see pages 45-47.



Accessibility and Independence Stainless Steel Range

SHOWER
SEATS
101



GRAB BARS
& DROP-DOWN
SUPPORT RAILS
105




SHOWER
GRAB BARS
112



ACCESSORIES
120



STAINLESS STEEL
SANITARY WARE
126





MAXIMUM SAFETY

Tested to over 200kg

In public and commercial places, the user weight is unknown. The products installed must therefore be able to support any user.

10-year warranty

DELABIE's grab bars and shower seats are suitable for intensive use in all types of public or healthcare buildings. Stainless steel is a noble metal alloy (chrome, nickel and steel) which has no surface treatments, so if it gets scratched or cut there is **no risk of rust appearing**. DELABIE's stainless steel products remain in perfect condition throughout their lifespan.

CE marked

DELABIE's grab bars and shower seats are CE marked and conform to European Directive 93/42/CEE that relates to medical devices, and complies with European standard EN 12182 "Technical aids for disabled people". This provides an additional guarantee for product users.

40mm safety gap

The elderly or people with reduced mobility can easily lose their balance and fall. Limiting the gap between the bar and the wall to just 40mm prevents the forearm from getting trapped and significantly reduces the risk of fracture. Since they are closer to the wall, the grab bars require less space. This improves access within the sanitary facilities (showers, WCs, etc.) providing greater freedom of movement. The grab bars are also more discreet.

Optimised grip

The diameter of the grab bars available ensures an optimum grip regardless of the end-use of the products. For healthcare facilities or public buildings we recommend grab bars with a diameter of 32mm.

Tube thickness

The tubes used by DELABIE are generally thicker than most products available. It is an essential feature that attests to the high quality and strength of these products.

DELABIE's bead weld by "ArN-Securit"

The plate and tube are welded together using a bead weld so there is no need for a filler material (a process exclusive to "ArN-Securit"). The plate and the tube form a single, integrated structure particularly resistant to the mechanical stresses placed on grab bars.

Bending tubes with a mandrel

The tubes are bent with precision using a mandrel to prevent the metal from ovalising or stretching, ensuring a uniform thickness of the metal throughout the bend.

Concealed fixings

All fixings are concealed by a stainless steel cover plate

MAXIMUM HYGIENE

Stainless Steel: a material that limits bacterial proliferation

DELABIE's grab bars are made from bacteriostatic 304 stainless steel. With this type of stainless steel, a thin, invisible protective layer forms continuously when in contact with air or water.

Even if the surface is damaged mechanically, the stainless steel is protected against corrosion.

The surface remains bright, hard and smooth, preventing bacteria from easily adhering to the surface.

Bacterial development is therefore slower compared to other materials.

Studies have regularly proven the aseptic qualities of stainless steel. It is ideal for environments that demand high standards of hygiene (for example hospitals, retirement homes, schools and canteens).

DELABIE's UltraPolish and UltraSatin finishes: cleaning is easy and sustainable

“Stainless steel cannot be overlooked when it comes to hygiene.”

Using surfaces that are easy to clean and disinfect reduces the risk of nosocomial infection. DELABIE's **UltraPolish** bright polished finish and **UltraSatin** polished satin finish provide the grab bars with a uniform, non-porous surface. They are easy to clean and require less cleaning product. Bacterial retention after cleaning is extremely low, up to 20 times less than for other materials such as glass or plastic.

Studies show that after several cycles of daily soiling and cleaning, polished stainless steel retains less dirt and fewer residual bacteria than copper which also has bactericidal properties. Copper surfaces degrade over time, making them more difficult to clean. Polished stainless steel provides better hygiene by facilitating sustainable cleaning.

Fewer seams

Particular attention has been paid to the design of the grab bar and shower seats to reduce the number of joins and seams. This reduces the build-up of dirt and niches where bacteria can develop.

AND ALSO...

100% interchangeable

The fixing plates for the bars are indexed and the dimensions are checked during the manufacturing process. There is no need to drill additional holes in the wall if replacing the bar with an identical one.

100% recyclable

Stainless steel is 100% recyclable, contributing to sustainable development and protecting the environment.

DELABIE's stainless steel products contain 50-65% recycled stainless steel.

Complete range

Offering a wide range of products enables DELABIE to respond to the needs and requirements of the accessibility and independence sector. This offering complements DELABIE's other product ranges perfectly.

TESTED TO OVER 200KG
10-YEAR WARRANTY
CE MARKED

40MM SAFETY GAP
Reduced risk of fracture
Space saving

SIGNIFICANT
TUBE THICKNESS
High resistance

TUBE Ø 32MM
Optimised grip

FIXINGS CONCEALED
BY STAINLESS STEEL COVER
PLATE

FIXING PLATES ARE INDEXED
100% interchangeable

DELARIE

BACTERIOSTATIC 304
STAINLESS STEEL
Limits bacterial
proliferation

ULTRAPOLISH
OR ULTRASATIN
POLISHED
FINISHES
Easy to clean



UltraPolish



UltraSatin

100% RECYCLABLE

SEAM-FREE
No bacterial niches

ACCESSIBILITY
STAINLESS STEEL



Removable Comfort shower seat

To hang on grab bars

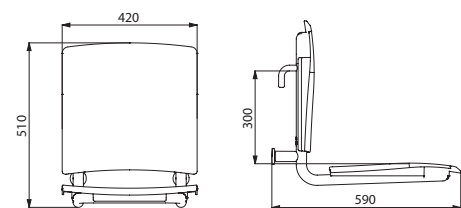


UltraPolish bright polished stainless steel structure

- **HR Comfort shower seat and backrest.**
- **Large model.**
- To hang on grab bars Ø 32mm (see ref.s 5481, 5120 and 50505 pages 117 - 119).
- **Anti-bacterial treatment** on seat and backrest: optimal protection against bacterial development.
- **Removable:** reduces the number of shower seats in a facility, allowing installation only when required e.g. hotels or hospitals providing short-term accommodation for people with reduced mobility.
- Suitable for intensive use in public places or the healthcare sector.
- Detachable solid seat made from high-strength polymer.
- Uniform non-porous surface for easy maintenance and hygiene.
- Good resistance to chemical products (Povidone-iodine) and cleaning.
- Anti-UV treatment.
- Warm to the touch.
- Bacteriostatic 304 stainless steel structure Ø 32mm.
- **Adjustable screw jacks guarantee a good horizontal position.**
- **Large protective caps prevent damage to the wall.**
- Dimensions: 590 × 420 × 510mm.
- Tested to over 200kg. Maximum recommended user weight: 135kg.
- 10-year warranty.
- CE marked.



UltraSatin polished satin stainless steel structure



510300

Removable Comfort shower seat to hang on grab bars		
UltraPolish bright polished stainless steel structure	510300	£589.02
UltraSatin polished satin stainless steel structure	510300S	£589.02

Lift-up shower seat



HR Comfort backrest

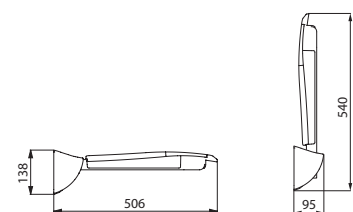
- For shower seats ref.s 510420, 510420S, 510430 and 510430S.
- Detachable solid backrest made from high-strength polymer.
- Dimensions: 56 × 420 × 410mm.



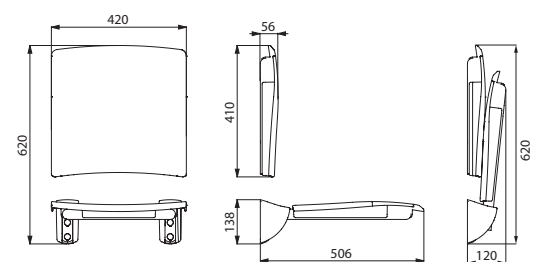
- **HR Comfort shower seat and backrest.**
- **Large model.**
- **Anti-bacterial treatment** on seat and backrest: optimal protection against bacterial development.
- **Retained in upright position. Slowed down descent.**
- Suitable for intensive use in public places or the healthcare sector.
- Detachable solid seat made from high-strength polymer.
- Uniform non-porous surface for easy maintenance and hygiene.
- Good resistance to chemical products (Povidone-iodine) and cleaning.
- Anti-UV treatment.
- Warm to the touch.
- Bacteriostatic 304 stainless steel structure Ø 32mm.
- Concealed fixings, secured to wall by a 304 stainless steel plate, 4mm thick.
- Supplied with stainless steel screws for concrete walls.
- Dimensions: 506 × 420 × 620mm.
- Folded dimensions: 120 × 620mm.
- Tested to over 200kg. Maximum recommended user weight: 135kg.
- 10-year warranty.
- CE marked.

HR Comfort shower seat

- Dimensions: 506 × 420 × 138mm.
- Folded dimensions: 95 × 540mm.



510420



510434

Lift-up Comfort shower seat - UltraPolish bright polished stainless steel structure		
Shower seat only	510420	£394.28
Backrest only	510429	£219.61
Shower seat with backrest	510434	£612.43
Lift-up Comfort shower seat - UltraSatin polished satin stainless steel structure		
Shower seat only	510420S	£394.28
Backrest only	510429S	£219.61
Shower seat with backrest	510434S	£612.43

Lift-up shower seat with leg



- **HR Comfort shower seat and backrest.**
- **Large model.**
- **Anti-bacterial treatment** on seat and backrest: optimal protection against bacterial development.
- **Retained in upright position. Slowed down descent.**
- Suitable for intensive use in public places or the healthcare sector.
- Detachable solid seat made from high-strength polymer.
- Uniform non-porous surface for easy maintenance and hygiene.
- Good resistance to chemical products (Povidone-iodine) and cleaning.
- Anti-UV treatment.
- Warm to the touch.
- Bacteriostatic 304 stainless steel structure Ø 32mm.
- **Reinforced by a folding, articulated leg** made from 304 stainless steel tube Ø 25mm.
- Concealed fixings, secured to wall by a 304 stainless steel plate, 4mm thick.
- Supplied with stainless steel screws for concrete walls.
- Dimensions: 506 × 420 × 1,000mm.
- Folded dimensions: 165 × 620mm.
- **Tested to over 250kg. Maximum recommended user weight: 170kg.**
- 10-year warranty.
- CE marked.

Lift-up Comfort shower seat with leg - UltraPolish bright polished stainless steel structure

Shower seat with leg only	510430	£530.07
Backrest only	510429	£219.61
Shower seat with leg and backrest	510436	£748.21

Lift-up Comfort shower seat with leg - UltraSatin polished satin stainless steel structure

Shower seat with leg only	510430S	£530.07
Backrest only	510429S	£219.61
Shower seat with leg and backrest	510436S	£748.21



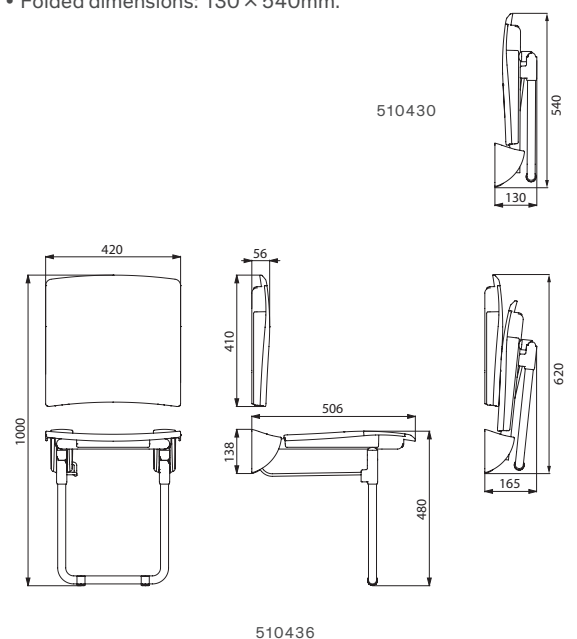
HR Comfort backrest

- For shower seats ref.s 510420, 510420S, 510430 and 510430S.
- Detachable solid backrest made from high-strength polymer.
- Dimensions: 56 × 420 × 410mm.



HR Comfort shower seat with leg


- Dimensions: 506 × 420 × 480mm.
- Folded dimensions: 130 × 540mm.



ACCESSIBILITY
STAINLESS STEEL



Straight grab bar



- For WCs, showers or baths.
- For use as a handrail, grab bar or support rail.
- Bacteriostatic 304 stainless steel tube.
- Stainless steel with UltraPolish bright polished finish or UltraSatin polished satin finish, uniform non-porous surface for easy maintenance and hygiene.
- Plate welded to the tube by invisible safety bead weld (process exclusive to "ArN-Securit").
- 40mm gap between the bar and the wall: minimal space prevents the forearm passing between the bar and the wall, reducing the risk of fracture in case of loss of balance.
- Concealed fixings, secured to wall by a 3-hole plate, Ø 72mm.
Fixing plates and cover plates in 304 stainless steel.
- Supplied with stainless steel screws for concrete walls.
- Dimensions: 300 - 900mm centre-to-centre.
- Ø 32mm models, 300 - 600mm: **tested to over 250kg. Maximum recommended user weight: 170kg.** Ø 32mm models, 900mm: maximum recommended user weight: 135kg.
Ø 25mm models: maximum recommended user weight: 115kg.
- 10-year warranty. CE marked.

Straight grab bar Ø 32mm - UltraPolish

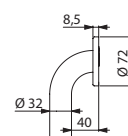
UltraPolish bright polished stainless steel - 300mm	5050P2	£67.19
UltraPolish bright polished stainless steel - 400mm	50504P2	£72.87
UltraPolish bright polished stainless steel - 500mm	50505P2	£78.56
UltraPolish bright polished stainless steel - 600mm	50506P2	£84.26
UltraPolish bright polished stainless steel - 900mm	50509P2	£101.34

Straight grab bar Ø 32mm - UltraSatin

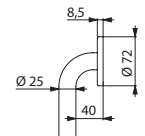
UltraSatin polished satin stainless steel - 300mm	5050S	£67.19
UltraSatin polished satin stainless steel - 400mm	50504S	£72.87
UltraSatin polished satin stainless steel - 500mm	50505S	£78.56
UltraSatin polished satin stainless steel - 600mm	50506S	£84.26
UltraSatin polished satin stainless steel - 900mm	50509S	£101.34

Straight grab bar Ø 25mm - UltraPolish


UltraPolish bright polished stainless steel - 300mm	5055P2	£64.98
UltraPolish bright polished stainless steel - 400mm	5056P2	£69.14
UltraPolish bright polished stainless steel - 500mm	5057P2	£74.73
UltraPolish bright polished stainless steel - 600mm	5058P2	£82.94
UltraPolish bright polished stainless steel - 900mm	5059P2	£90.98



5050/50504
50505/50506/50509



5055P2/5056P2
5057P2/5058P2/5059P2

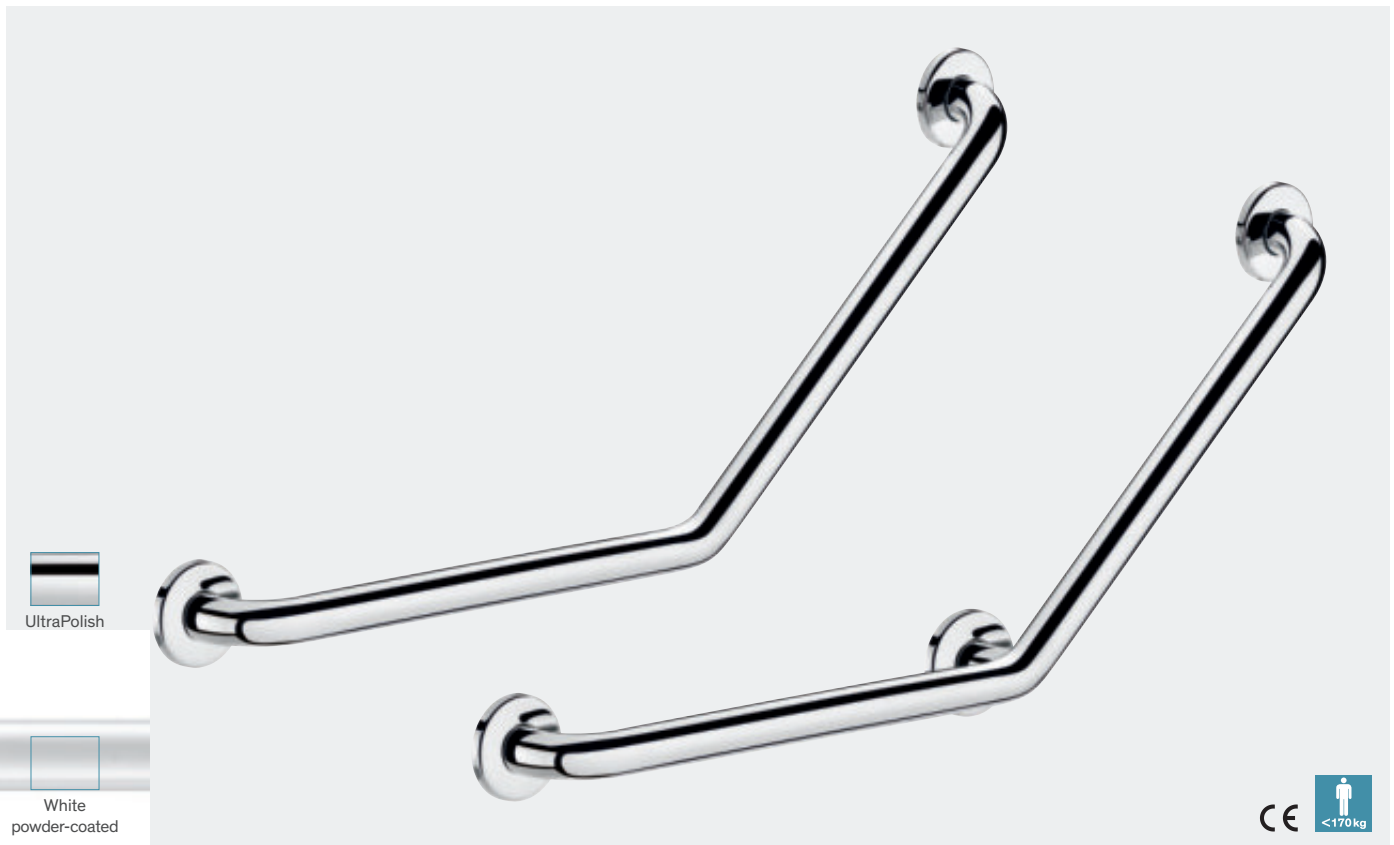


5050/50504/50505/50506/50509
5055P2/5056P2/5057P2/5058P2/5059P2

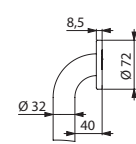


Angled grab bar 135° **5082S** - 700 S PMR WC **110710** - Backrest **510629S** - TEMPOMATIC electronic direct flush WC valve **463150**
Drop-down support rail **510164S** - Toilet brush set with ergonomic handle **510051S**

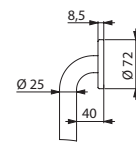
Angled grab bar 135°



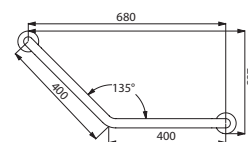
- For WCs, showers or baths.
- For use as a handrail (horizontal part) or as a grab bar (135° part).
- Universal for either left or right side.
- Bacteriostatic 304 stainless steel tube.
- Stainless steel with UltraPolish bright polished finish or UltraSatin polished satin finish, uniform non-porous surface for easy maintenance and hygiene.
- Plate welded to the tube by invisible safety bead weld (process exclusive to "ArN-Securit").
- 40mm gap between the bar and the wall: minimal space prevents the forearm passing between the bar and the wall, reducing the risk of fracture in case of loss of balance.
- Models with 3 fixing points: prevents the hand from getting trapped and simplifies installation.
- Concealed fixings, secured to wall by a 3-hole plate, Ø 72mm. Fixing plates and cover plates in 304 stainless steel.
- Supplied with stainless steel screws for concrete walls.
- Dimensions: 400 × 400mm or 220 × 220mm.
- Models with 3 fixing points, Ø 32mm: tested to over 250kg, max. recommended user weight: 170kg. Models with 2 fixing points, Ø 32mm: max. recommended user weight: 135kg. Ø 25mm models: max. recommended user weight: 115kg.
- 10-year warranty. CE marked.



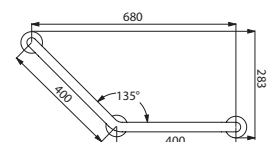
5081/5082/5083



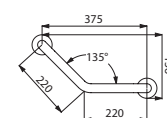
5086/5087



5081/5086



5082/5087




5083

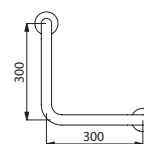
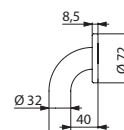
Angled grab bar 135° 2 fixing points - Ø 32mm		
UltraPolish bright polished stainless steel - 400 × 400mm	5081P2	£97.00
UltraPolish bright polished stainless steel - 220 × 220mm	5083P	£92.62
UltraSatin polished satin stainless steel - 400 × 400mm	5081S	£97.00
UltraSatin polished satin stainless steel - 220 × 220mm	5083S	£92.62
Angled grab bar 135° 3 fixing points - Ø 32mm		
UltraPolish bright polished stainless steel - 400 × 400mm	5082P	£111.55
UltraSatin polished satin stainless steel - 400 × 400mm	5082S	£111.55
White powder-coated stainless steel - 400 × 400mm	5082W	£135.39
Angled grab bar 135° 2 fixing points - Ø 25mm		
UltraPolish bright polished stainless steel - 400 × 400mm	5086P2	£78.05
Angled grab bar 135° 3 fixing points - Ø 25mm		
UltraPolish bright polished stainless steel - 400 × 400mm	5087P	£89.59

ACCESSIBILITY
STAINLESS STEEL

Angled grab bar 90°




- For WCs or baths.
- For use as a handrail (horizontal part) or as a grab bar (vertical part).
- Universal for either left or right side.
- Bacteriostatic 304 stainless steel tube.
- Stainless steel with UltraPolish bright polished finish or UltraSatin polished satin finish, uniform non-porous surface for easy maintenance and hygiene.
- Plate welded to the tube by invisible safety bead weld (process exclusive to "ArN-Securit").
- 40mm gap between the bar and the wall: minimal space prevents the forearm passing between the bar and the wall, reducing the risk of fracture in case of loss of balance.
- Concealed fixings, secured to wall by a 3-hole plate, Ø 72mm. Fixing plates and cover plates in 304 stainless steel.
- Supplied with stainless steel screws for concrete walls.
- Dimensions: 300 × 300mm, Ø 32mm.
- Tested to over 200kg. Maximum recommended user weight: 135kg.
- 10-year warranty.
- CE marked.



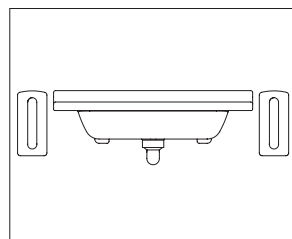
Angled grab bar 90° Ø 32mm		
UltraPolish bright polished stainless steel	5180P2	£122.04
UltraSatin polished satin stainless steel	5180S	£122.04

5180

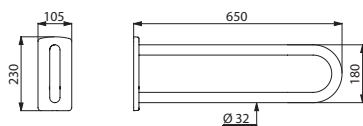
Wall support rail



- For WCs, showers or washbasins.
- For use as a grab bar and a support rail (does not drop down).
- Generally installed parallel to a drop-down support rail in a WC or on either side of a washbasin.
- Recommended if the WC pan or shower seat is a long way from the side wall.
- Bacteriostatic 304 stainless steel tube.
- Stainless steel with UltraPolish bright polished finish or UltraSatin polished satin finish, uniform non-porous surface for easy maintenance and hygiene.
- Concealed fixings, secured to wall by a 304 stainless steel plate, 4mm thick.
- Supplied with stainless steel screws for concrete walls.
- Dimensions: 650 × 230 × 105mm, Ø 32mm.
- Tested to over 200kg. Maximum recommended user weight: 135kg.
- 10-year warranty.
- CE marked.



Installation example either side of a washbasin



510161

Additional products



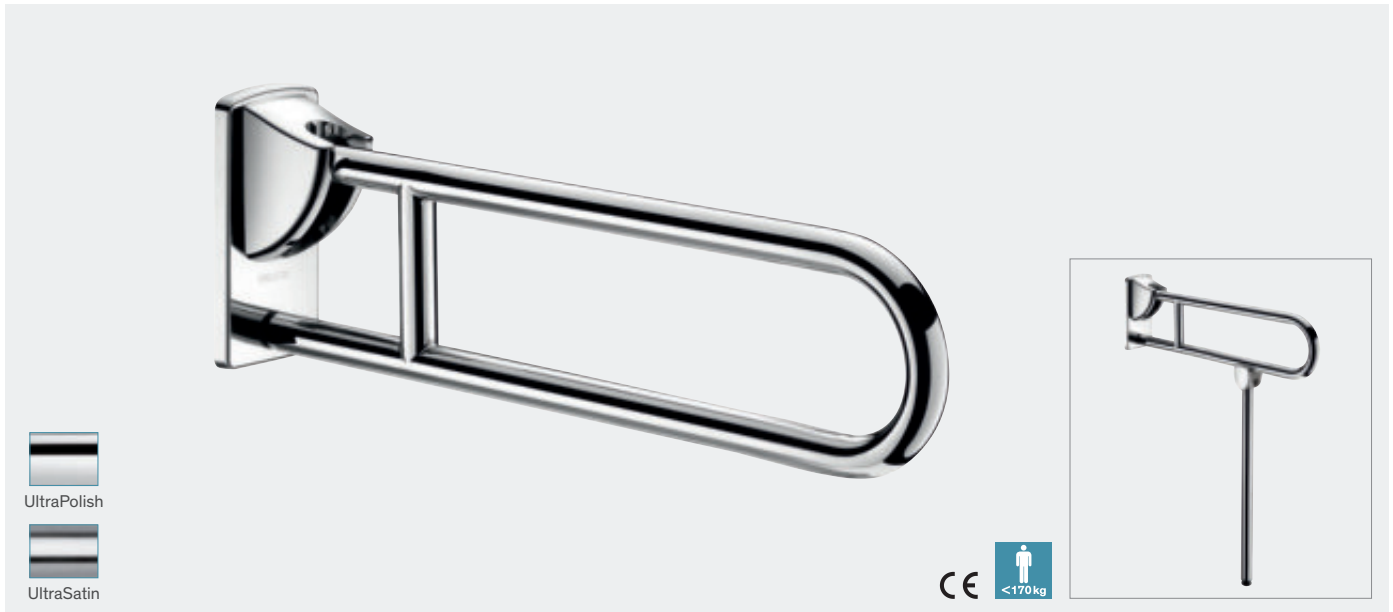
Backrest for WCs and toilet roll holder (see page 122)

Wall support rail Ø 32mm - L. 650mm		
UltraPolish bright polished stainless steel	510161P	£313.58
UltraSatin polished satin stainless steel	510161S	£313.58



Drop-down support rail

With concealed fixings



- For WCs or showers.
- Allows side access in the raised position.
- In the lowered position use as a grab bar, as a support for standing and for assisting movement.
- Slowed down descent. Retained in upright position.
- Bacteriostatic 304 stainless steel tube.
- Stainless steel with UltraPolish bright polished finish or UltraSatin polished satin finish, uniform non-porous surface for easy maintenance and hygiene.
- Concealed fixings, secured to wall by a 304 stainless steel plate, 4mm thick.
- Supplied with stainless steel screws for concrete walls.
- Models with leg: **to be used as reinforcement when the wall fixing alone is insufficient.** Leg folds automatically. Leg height can be adjusted from 760 - 780mm. Dimensions: 850 or 650 × 800 × 105mm, Ø 32mm.
- Models without leg: 850 or 650 × 230 × 105mm, Ø 32mm.
- Models with leg: **tested to over 250kg, maximum recommended user weight 170kg.** Model without leg: tested to over 200kg, maximum recommended user weight 135kg.
- 10-year warranty. CE marked.

Additional products

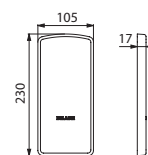


Backrest for WCs and toilet roll holder (see page 122)

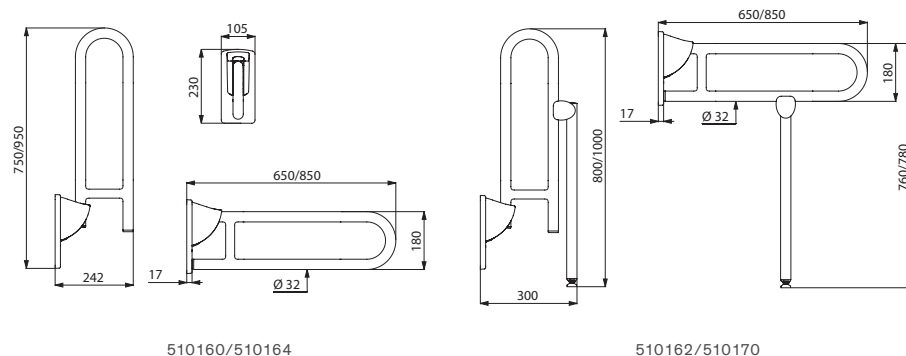
Related product



- Cover plate**
- Conceals the fixing screws when the drop-down support rail is removed.
 - Reduces the number of rails in a facility, allowing installation only when required.
 - Supplied with stainless steel screws for concrete walls.
 - 10-year warranty.



510150

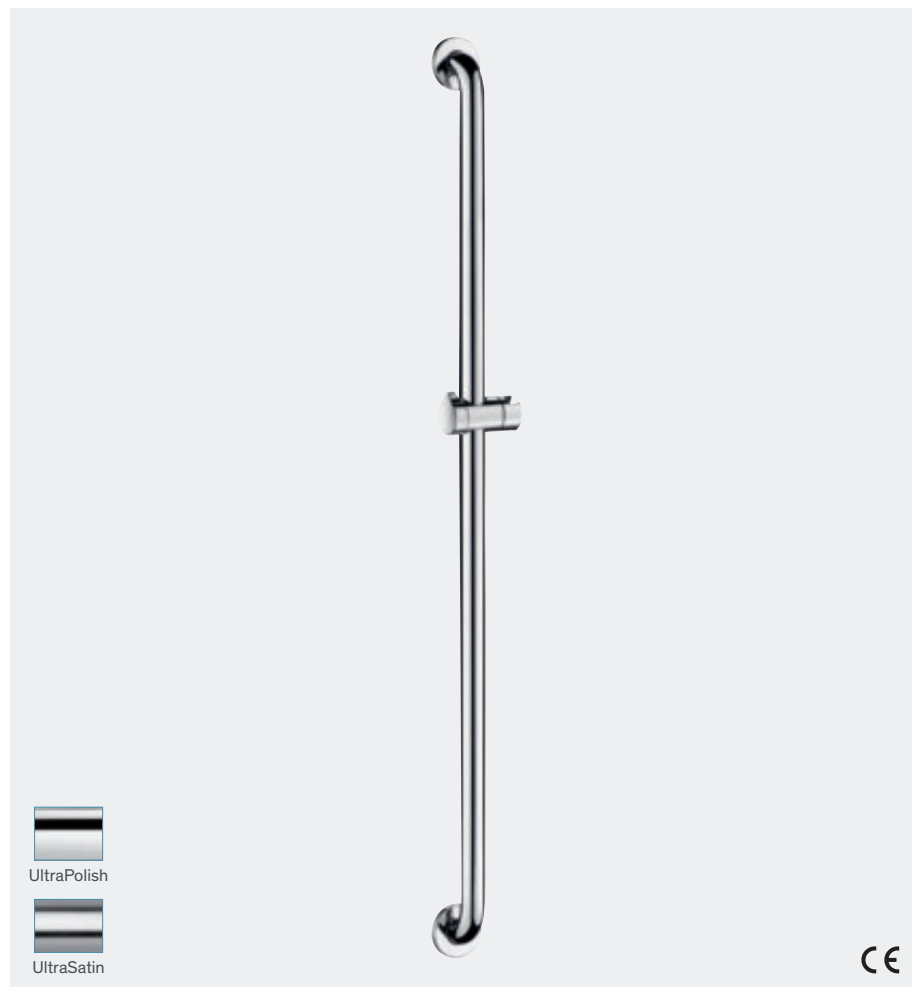


Drop-down support rail with concealed fixings Ø 32mm without leg		
UltraPolish bright polished stainless steel - L. 650mm	510160P	£320.92
UltraPolish bright polished stainless steel - L. 850mm	510164P	£353.01
UltraSatin polished satin stainless steel - L. 650mm	510160S	£320.92
UltraSatin polished satin stainless steel - L. 850mm	510164S	£353.01
Drop-down support rail with concealed fixings Ø 32mm with leg		
UltraPolish bright polished stainless steel - L. 650mm	510162P	£383.18
UltraPolish bright polished stainless steel - L. 850mm	510170P	£413.24
UltraSatin polished satin stainless steel - L. 650mm	510162S	£383.18
UltraSatin polished satin stainless steel - L. 850mm	510170S	£413.24

Chrome-plated cover with fixing plate	510150	£61.17
---------------------------------------	--------	--------

ACCESSIBILITY
STAINLESS STEEL

Straight bar with sliding shower head holder

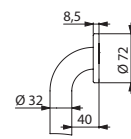


Additional products

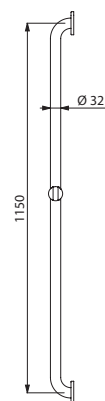


Sliding soap dish and shower head
(see pages 120 & 121)

- For showers or baths.
- Can be used as a vertical grab bar and shower head riser rail.
- Chrome-plated metal sliding shower head holder with ergonomic locking ring.
- Sliding soap dish can be added (order separately).
- Bacteriostatic 304 stainless steel tube.
- Stainless steel with UltraPolish bright polished finish or UltraSatin polished satin finish, uniform non-porous surface for easy maintenance and hygiene.
- Plate welded to the tube by invisible safety bead weld (process exclusive to "ArN-Securit").
- 40mm gap between the bar and the wall:
minimal space prevents the forearm passing between the bar and the wall, reducing the risk of fracture in case of loss of balance.
- Concealed fixings, secured to wall by a 3-hole plate, Ø 72mm.
Fixing plates and cover plates in 304 stainless steel.
- Supplied with stainless steel screws for concrete walls.
- Height: 1,150mm, Ø 32mm.
- Tested to over 200kg. Maximum recommended user weight: 135kg.
- 10-year warranty.
- CE marked.



5460



5460

Straight bar Ø 32mm with sliding shower head holder		
UltraPolish bright polished stainless steel	5460P2	£180.07
UltraSatin polished satin stainless steel	5460S	£180.07

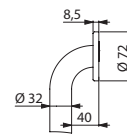
L-shaped grab bar



Additional products

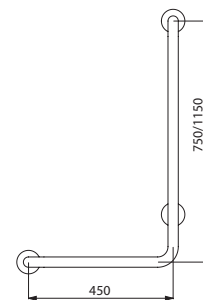


Sliding shower head holder, sliding soap dish and shower shelf with glove holder (see page 121)

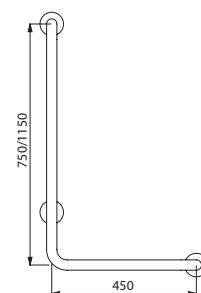


5070/5071

- For showers or baths.
- Helps the user stand and move safely in the shower or bath.
- Use as a shower rail by adding a sliding shower head holder and/or soap dish.
- Bacteriostatic 304 stainless steel tube.
- Stainless steel with UltraPolish bright polished finish or UltraSatin polished satin finish, uniform non-porous surface for easy maintenance and hygiene.
- Plate welded to the tube by invisible safety bead weld (process exclusive to "ArN-Securit").
- 40mm gap between the bar and the wall: minimal space prevents forearm passing between the bar and the wall, reducing the risk of fracture in case of loss of balance.
- Concealed fixings, secured to wall by a 3-hole plate, Ø 72mm. Fixing plates and cover plates in 304 stainless steel.
- Supplied with stainless steel screws for concrete walls.
- Dimensions: 1,150 or 750 × 450mm, Ø 32mm.
- Tested to over 200kg. Maximum recommended user weight: 135kg.
- 10-year warranty.
- CE marked.



Left model
5070G/5071G



Right model
5070D/5071D

L-shaped grab bar Ø 32mm - Height 750mm		
UltraPolish bright polished stainless steel - Left model	5070GP2	£184.60
UltraPolish bright polished stainless steel - Right model	5070DP2	£184.60
UltraSatin polished satin stainless steel - Left model	5070GS	£184.60
UltraSatin polished satin stainless steel - Right model	5070DS	£184.60
L-shaped grab bar Ø 32mm - Height 1,150mm		
UltraPolish bright polished stainless steel - Left model	5071GP2	£208.66
UltraPolish bright polished stainless steel - Right model	5071DP2	£208.66
UltraSatin polished satin stainless steel - Left model	5071GS	£208.66
UltraSatin polished satin stainless steel - Right model	5071DS	£208.66


Right angled grab bar and angled riser rail



Additional products

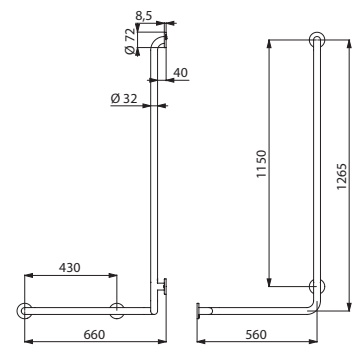


Sliding shower head holders, sliding soap dish and shower shelf with glove holder (see page 121)

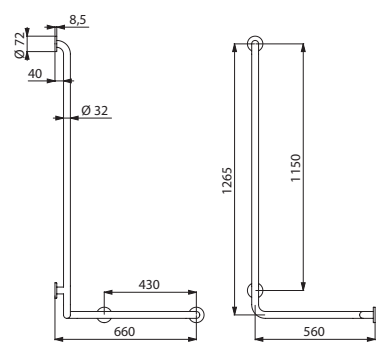


Installation example for showers

- For showers.
- Use as a grab bar and to support the user in an upright position.
- Helps and secures entry and movement in the shower.
- Use as a shower riser rail by adding a sliding shower head holder and/or soap dish.
- Bacteriostatic 304 stainless steel tube.
- Stainless steel with UltraPolish bright polished finish or UltraSatin polished satin finish, uniform non-porous surface for easy maintenance and hygiene.
- Plate welded to the tube by invisible safety bead weld (process exclusive to "ArN-Securit").
- 40mm gap between the bar and the wall:
 - minimal space prevents the forearm passing between the bar and the wall, reducing the risk of fracture in case of loss of balance.
- Concealed fixings, secured to wall by a 3-hole plate, Ø 72mm. Fixing plates and cover plates in 304 stainless steel.
- Supplied with stainless steel screws for concrete walls.
- Dimensions: 1,265 × 560 × 660mm, Ø 32mm.
- Tested to over 200kg. Maximum recommended user weight: 135kg.
- 10-year warranty.
- CE marked.



Left model - 5100G



Right model - 5100D

Right angled grab bar and angled shower riser rail Ø 32mm - UltraPolish		
UltraPolish bright polished stainless steel - Left model	5100GP2	£343.42
UltraPolish bright polished stainless steel - Right model	5100DP2	£343.42
Right angled grab bar and angled shower riser rail Ø 32mm - UltraSatin		
UltraSatin polished satin stainless steel - Left model	5100GS	£343.42
UltraSatin polished satin stainless steel - Right model	5100DS	£343.42

T-shaped grab bar

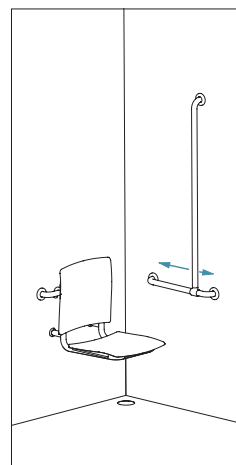


Additional products

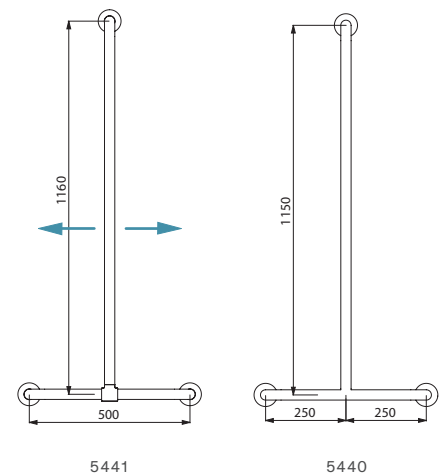
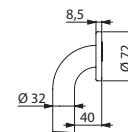


Sliding shower head holders, sliding soap dish and shower shelf with glove holder (see page 121)

- For showers.
- Use as a grab bar and to support the user in an upright position.
- Helps and secures entry and movement in the shower.
- Use as a shower riser rail by adding a sliding shower head holder and/or soap dish.
- Models with sliding riser rail: upright position can be adjusted during installation.
Can be moved to the left or the right in order to adapt the space (positioning of shower, depth of shower seat...).
- Bacteriostatic 304 stainless steel tube.
- Stainless steel with UltraPolish bright polished finish or UltraSatin polished satin finish, uniform non-porous surface for easy maintenance and hygiene.
- Plate welded to the tube by invisible safety bead weld (process exclusive to "ArN-Securit").
- 40mm gap between the bar and the wall: minimal space prevents the forearm passing between the bar and the wall, reducing the risk of fracture in case of loss of balance.
- Concealed fixings, secured to wall by a 3-hole plate, Ø 72mm. Fixing plates and cover plates in 304 stainless steel.
- Supplied with stainless steel screws for concrete walls.
- Dimensions: 1,160 or 1,150 × 500mm, Ø 32mm.
- Tested to over 200kg. Maximum recommended user weight: 135kg.
- 10-year warranty. CE marked.



Position of upright can be adjusted (Ref. 5441)



T-shaped grab bar Ø 32mm with sliding vertical riser rail		
UltraPolish bright polished stainless steel	5441P	£294.63
UltraSatin polished satin stainless steel	5441S	£294.63
T-shaped grab bar Ø 32mm		
UltraPolish bright polished stainless steel	5440P2	£226.14
UltraSatin polished satin stainless steel	5440S	£226.14



Removable Comfort shower seat **510300** - Two-wall corner grab bar with vertical riser rail **5481DP2** - Sliding shower head holder **4110P**
Recessed SECURITHERM sequential thermostatic mixer **H96CBOX+H9633** - Shower head **813** - SILVER flexible hose **836T3**

Two-wall grab bar with vertical riser rail

For shower seats



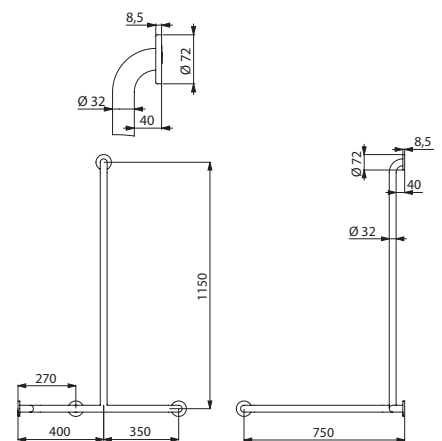
Additional products



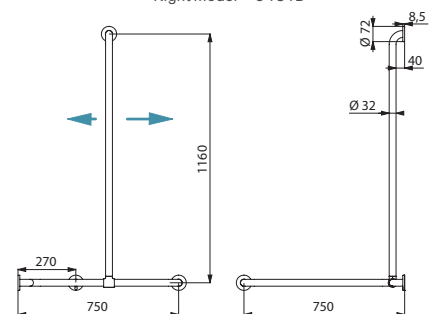
Removable shower seat (see page 101), sliding shower head holders and sliding soap dish (see page 121)

- For showers.
- Can support a removable shower seat (order separately).
- Use as a grab bar and to support the user in an upright position.
- Helps and secures entry and movement in the shower.
- Use as a shower riser rail by adding a sliding shower head holder and/or soap dish.
- Models with sliding riser rail: upright position can be adjusted during installation.
Can be moved to the left or the right in order to adapt the space (positioning of shower, depth of shower seat...).
- Can be installed with the upright on the left or the right.
- Bacteriostatic 304 stainless steel tube.
- Stainless steel with UltraPolish bright polished finish or UltraSatin polished satin finish, uniform non-porous surface for easy maintenance and hygiene.
- Plate welded to the tube by invisible safety bead weld (process exclusive to "ArN-Securit").
- 40mm gap between the bar and the wall: minimal space prevents the forearm passing between the bar and the wall, reducing the risk of fracture in case of loss of balance.
- Concealed fixings, secured to wall by a 3-hole plate, Ø 72mm. Fixing plates and cover plates in 304 stainless steel.
- Supplied with stainless steel screws for concrete walls.
- Dimensions: 1,160 or 1,150 × 750 × 750mm, Ø 32mm.
- Tested to over 200kg. Maximum recommended user weight: 135kg.
- 10-year warranty. CE marked.

Two-wall corner grab bar with vertical riser rail Ø 32mm for shower seats - Sliding riser rail		
UltraPolish bright polished stainless steel	5481P	£382.23
UltraSatin polished satin stainless steel	5481S	£382.23
Two-wall corner grab bar with vertical riser rail Ø 32mm for shower seats - Fixed riser rail		
UltraPolish bright polished stainless steel - Left model	5481GP2	£337.38
UltraPolish bright polished stainless steel - Right model	5481DP2	£337.38
UltraSatin polished satin stainless steel - Left model	5481GS	£337.38
UltraSatin polished satin stainless steel - Right model	5481DS	£337.38



Right model - 5481D



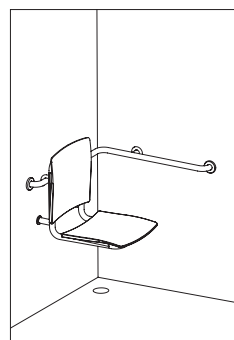
5481

Two-wall corner grab bar

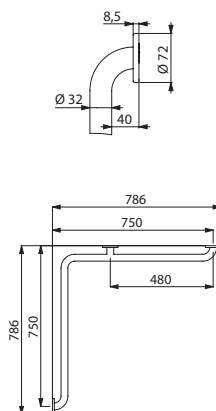
For shower seats



- For WCs, showers or baths.
- Can support a removable shower seat (order separately).
- Use as a grab bar and to support the user in an upright position.
- Helps and secures entry and movement in the shower or bath.
- Helps with the transfer from a wheelchair to the toilet seat for WCs with recessed cisterns or direct flush.
- Bacteriostatic 304 stainless steel tube.
- Stainless steel with UltraPolish bright polished finish or UltraSatin polished satin finish, uniform non-porous surface for easy maintenance and hygiene.
- Plate welded to the tube by invisible safety bead weld (process exclusive to "ArN-Securit").
- 40mm gap between the bar and the wall:
minimal space prevents the forearm passing between the bar and the wall, reducing the risk of fracture in case of loss of balance.
- Concealed fixings, secured to wall by a 3-hole plate, Ø 72mm.
Fixing plates and cover plates in 304 stainless steel.
- Supplied with stainless steel screws for concrete walls.
- Dimensions: 750 × 750mm, Ø 32mm.
- Tested to over 200kg. Maximum recommended user weight: 135kg.
- 10-year warranty.
- CE marked.



Installation example for showers



5120

Additional products



Removable shower seat (see page 101) and shower shelf with glove holder (see page 121)

Two-wall corner grab bar Ø 32mm for shower seats		
UltraPolish bright polished stainless steel	5120P2	£218.09
UltraSatin polished satin stainless steel	5120S	£218.09

Single grab bar

For shower seats

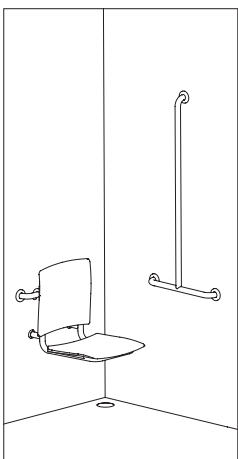


- For showers.
- Can support a removable shower seat (order separately).
- For use as a grab bar and to support the user in an upright position.
- Helps and secures entry and movement in the shower.
- Bacteriostatic 304 stainless steel tube.
- Stainless steel with UltraPolish bright polished finish or UltraSatin polished satin finish, uniform non-porous surface for easy maintenance and hygiene.
- Plate welded to the tube by invisible safety bead weld (process exclusive to "ArN-Securit").
- 40mm gap between the bar and the wall: minimal space prevents the forearm passing between the bar and the wall, reducing the risk of fracture in case of loss of balance.
- Concealed fixings, secured to wall by a 3-hole plate, Ø 72mm. Fixing plates and cover plates in 304 stainless steel.
- Supplied with stainless steel screws for concrete walls.
- Dimensions: 500mm, Ø 32mm.
- Tested to over 200kg. Maximum recommended user weight: 135kg.
- 10-year warranty.
- CE marked.

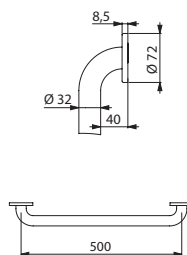
Additional product



Removable shower seat (see page 101)



Installation example for showers



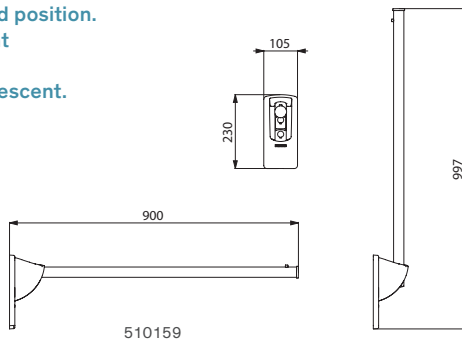
50505

Grab bar Ø 32mm for shower seats		
UltraPolish bright polished stainless steel	50505P2	£78.56
UltraSatin polished satin stainless steel	50505S	£78.56

Lift-up shower curtain rail




- Allows side access in the raised position.
- Preserves the patient's privacy in the lowered position. Allows a carer to assist with bathing a patient while protecting them from splashes.
- Retained in upright position. Slowed down descent.
- Bacteriostatic 304 stainless steel tube.
- Concealed fixings, secured to wall by a 304 stainless steel plate, 4mm thick.
- Supplied with stainless steel screws for concrete walls.
- Dimensions: 900 × 230 × 105mm, Ø 32mm.
- 10-year warranty.



Lift-up shower curtain rail		
UltraPolish bright polished 304 stainless steel	510159P	£253.25
UltraSatin polished satin 304 stainless steel	510159S	£253.25

Related product

Shower curtain



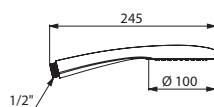
- Material: polyester.
- Bottom of curtain is weighted.
- Supplied with 6 plastic curtain rings.
- Dimensions: L. 880 × H. 790mm.
- 10-year warranty.

Shower curtain with 6 curtain rings	510158	£45.21
-------------------------------------	--------	--------

Shower head



- M $\frac{1}{2}$ " shower head in chrome-plated ABS.
- Monojet: rain effect.
- Manual system for removing limescale.
- 10-year warranty.



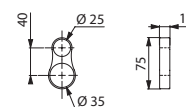
815

Rain effect shower head	815	£27.47
-------------------------	-----	--------

Shower head retaining collar




- For Ø 25 - 35mm rails and flexible shower hose.
- Retaining device: prevents shower head from coming into direct contact with the floor or floor trap (source of bacterial contamination).
- 10-year warranty.



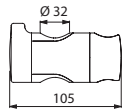
830

Translucent shower head retaining collar	830	£7.39
--	-----	-------

Nylon sliding shower head holder



- High-strength polyamide (Nylon).
- Support for adjustable shower heads.
- Ergonomic locking ring.
- **For Ø 32mm grab bars**
(see ref.s 5100, 5441, 5440 and 5481 pages 114 - 117).
- 10-year warranty.



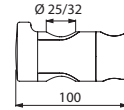
510110NG

Sliding shower head holder Nylon HR bright anthracite grey	510110NG	£17.74
---	----------	--------

Chrome-plated sliding shower head holder



- **Fixes separately onto the bar and can be added after installation.**
- Support for adjustable shower heads.
- Ergonomic locking ring.
- **For Ø 25 and Ø 32mm grab bars.**
- 10-year warranty.



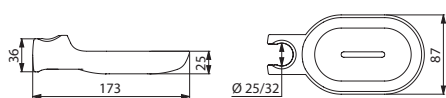
4110P

Chrome-plated metal sliding shower head holder	4110P	£53.88
--	-------	--------

Clip-on sliding soap dish




- Soap dish for shower gel or soap.
- **For Ø 25 and Ø 32mm riser rails.**
- 10-year warranty.



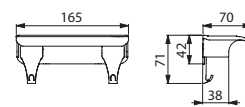
510120

Translucent clip-on soap dish	510120	£24.99
-------------------------------	--------	--------

Shower shelf for grab bars



- Place against the wall, on the grab bar.
- **Anti-theft lock.**
- Suitable for shower gel or soap.
- **2 hooks for gloves.**
- 10-year warranty.



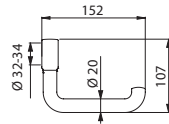
511922P

Chrome-plated shower shelf for grab bars	511922P	£38.46
--	---------	--------

Toilet roll holder for grab bars



- For toilet rolls.
- Can be fitted without removing grab bar.
- Anti-theft lock.
- Anti-rotating locking feature.
- Chrome-plated model: for Ø 32mm bars.
- Anthracite model: for Ø 32 - 34mm bars.
- 10-year warranty.



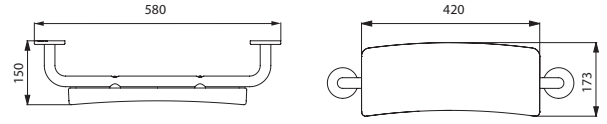
510081

Toilet roll holder for grab bars		
Chrome-plated	510081P	£34.94
HR Nylon bright anthracite grey	510081	£29.02

Comfort backrest for WCs



- Backrest made from soft polyurethane.
- Bacteriostatic 304 stainless steel tube, Ø 25 × 1.2mm.
- Concealed fixings, secured to wall by a 3-hole plate, Ø 72mm. Fixing plates and cover plates in 304 stainless steel.
- Dimensions: 150 × 580 × 173mm.
- 10-year warranty.
- CE marked.



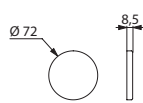
510629

Comfort backrest for WCs		
UltraPolish bright polished 304 st. steel structure	510629	£182.19
UltraSatin polished satin 304 stainless steel structure	510629S	£182.19

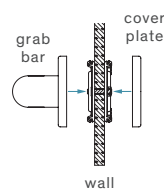
Solid cover plate



- Bacteriostatic 304 stainless steel.
- For thin walls or doors: hides cross wall fixings.
- Ø 72mm.
- 10-year warranty.



CPP32

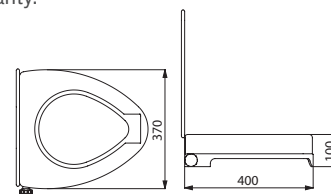


Solid cover plate		
UltraPolish bright polished 304 stainless steel	CPP32P	£15.13
UltraSatin polished satin 304 stainless steel	CPP32S	£15.13

Toilet booster seat with lid



- White plastic with side fixing.
- Width can be adjusted from 320 - 380mm.
- Supports weights up to 225kg.
- CE marked.
- 10-year warranty.



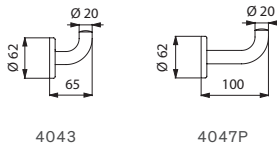
435

Toilet booster seat with lid	435	£114.60
-------------------------------------	------------	----------------

Coat hook




- **Bacteriostatic 304 stainless steel.**
- Tube Ø 20mm, 1mm thick.
- Short model: L. 65mm.
- Long model: L. 100mm.
- **Concealed fixings.**
- 10-year warranty.

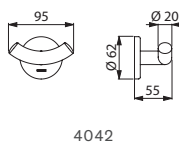


Coat hook - Short model		
Bright polished 304 st. st.	4043P	£18.18
Polished satin 304 st. st.	4043S	£18.18
Coat hook - Long model		
Bright polished 304 st. st.	4047P	£18.91

Double coat hook



- **Bacteriostatic 304 stainless steel.**
- Tube Ø 20mm, 1mm thick.
- **Concealed fixings.**
- 10-year warranty.

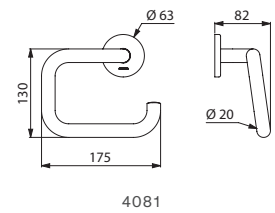


Double coat hook		
Bright polished 304 stainless steel	4042P	£31.01
Polished satin 304 stainless steel	4042S	£31.01

U-shaped toilet roll holder




- **Bacteriostatic 304 stainless steel.**
- Tube Ø 20mm, 1mm thick.
- **Concealed fixings.**
- 10-year warranty.

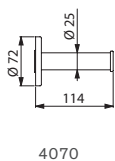


U-shaped toilet roll holder		
Bright polished 304 st. st.	4081P	£36.85
Polished satin 304 st. st.	4081S	£36.85

Spare toilet roll holder




- **Bacteriostatic 304 stainless steel.**
- Tube Ø 25mm, 1.2mm thick.
- **Concealed fixings.**
- 10-year warranty.

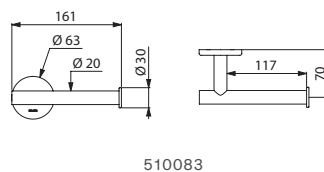


Spare toilet roll holder		
Bright polished 304 st. st.	4070P	£48.08
Polished satin 304 st. st.	4070S	£48.08

Toilet roll holder or for spares



- **Bacteriostatic 304 stainless steel.**
- Can be installed horizontally for **main use**, or vertically as a **spare toilet roll holder**.
- Tube Ø 20mm, 1mm thick.
- **Concealed fixings.**
- 10-year warranty.

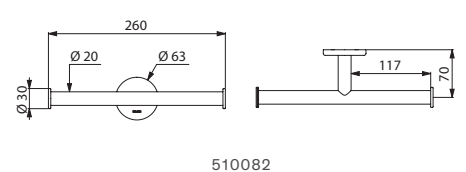


Toilet roll holder or for spares		
Bright polished 304 st. st.	510083P	£28.95
Polished satin 304 st. st.	510083S	£28.95

Twin toilet roll holder




- **Bacteriostatic 304 stainless steel.**
- For two toilet rolls.
- Tube Ø 20mm, 1mm thick.
- **Concealed fixings.**
- 10-year warranty.

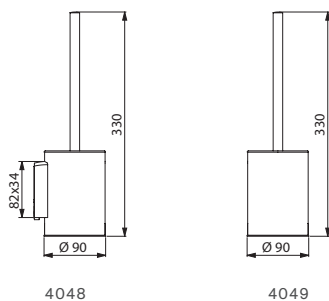


Twin toilet roll holder		
Bright polished 304 st. st.	510082P	£37.31
Polished satin 304 st. st.	510082S	£37.31

Toilet brush set without lid



- **Robust model.**
- **Bacteriostatic 304 stainless steel.**
- Wall-mounted or floor-standing.
- Easy to clean: plastic bowl can be removed from above.
- **Plastic bowl with reservoir:** prevents toilet brush sitting in residual water and reduces the risk of splashing when next used.
- **Anti-theft lock** (wall-mounted model).
- Stainless steel thickness: 1mm body.
- Dimensions: Ø 90 × 330mm.
- 10-year warranty.

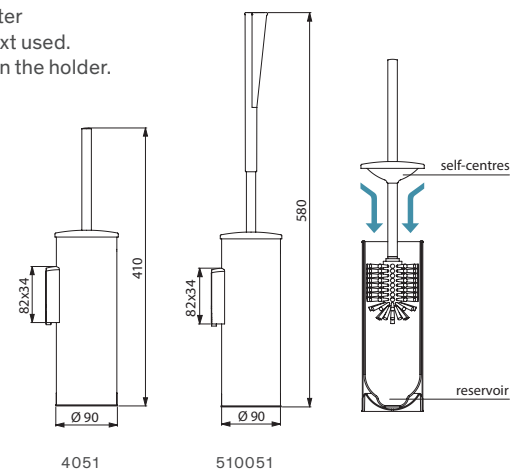


Wall-mounted toilet brush set without lid		
Anti-theft lock		
Bright polished 304 st. steel	4048P	£70.18
Polished satin 304 st. steel	4048S	£70.18
Floor-standing toilet brush set without lid		
Bright polished 304 st. steel	4049P	£62.26
Polished satin 304 st. steel	4049S	£62.26

Toilet brush set with lid



- **Robust model.**
- **Bacteriostatic 304 stainless steel.**
- Wall-mounted or floor-standing.
- Model with **long ergonomic handle:** easy for wheelchair users or those with difficulty bending to use.
- Easy to clean: plastic bowl can be removed from above.
- **Plastic bowl with reservoir:** prevents toilet brush sitting in residual water and reduces the risk of splashing when next used.
- Toilet brush **automatically centres itself** in the holder.
- **Anti-theft lock** (wall-mounted model).
- Stainless steel thickness: 1mm body.
- Dimensions: Ø 90 × 410mm or 580mm.
- 10-year warranty.

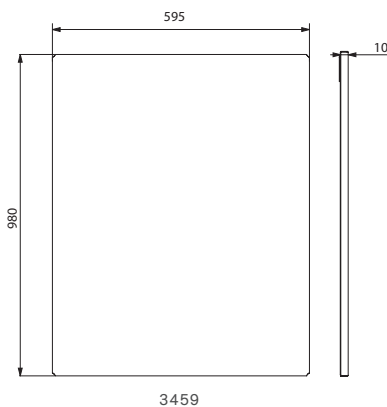


Wall-mounted toilet brush set with lid - Anti-theft lock		
Bright polished 304 stainless steel	4051P	£104.63
Polished satin 304 stainless steel	4051S	£104.63
Wall-mounted toilet brush set with lid and long handle - Anti-theft lock		
Bright polished 304 stainless steel	510051P	£129.67
Polished satin 304 stainless steel	510051S	£129.67
Floor-standing toilet brush set with lid		
Bright polished 304 stainless steel	4050P	£96.69
Polished satin 304 stainless steel	4050S	£96.69
Floor-standing toilet brush set with lid and long handle		
Bright polished 304 stainless steel	510050P	£118.89
Polished satin 304 stainless steel	510050S	£118.89

1-metre stainless steel mirror



- **For combined installation:** height enables use from sitting or standing position.
- **"Mirror" polished** bacteriostatic 304 stainless steel.
- **Reinforced by a concealed solid PVC plate** 10mm thick.
- 5 fixing points. Concealed fixings.
- **Unbreakable.**
- Install on a flat surface.
- Dimensions : 10 × 595 × 980 mm.
- 10-year warranty.



Stainless steel unbreakable mirror	3459	£407.27
---	-------------	----------------

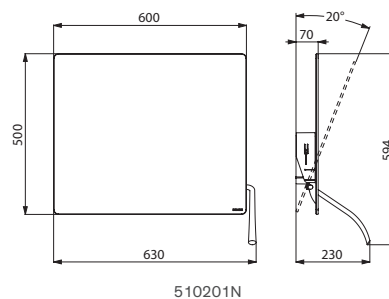
For more mirrors and studded pegs see pages 45-47.

Tilting mirror

Long, ergonomic lever



- **For combined installation:** can be used from sitting or standing position.
- **Long, ergonomic lever for easy adjustment of mirror angle from a sitting position or from a wheelchair.**
- **Quick and easy to install:** simply clip into place.
- **Anti-theft lock.**
- Bright white HR Nylon lever.
- Mirror made from 6mm laminated safety glass.
- Can be tilted up to 20°.
- Mirror dimensions: 500 × 600mm.
- 10-year warranty.



Tilting mirror with long, ergonomic lever	510201N	£277.80
--	----------------	----------------

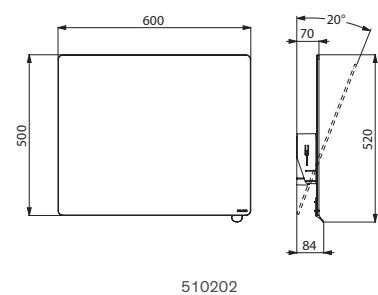
For more mirrors and studded pegs see pages 45-47.

Tilting mirror

Tab handle



- **For combined installation:** can be used from sitting or standing position.
- **Tab handle for easy adjustment of mirror angle for those in a sitting position or for wheelchair users.**
- **Quick and easy to install:** simply clip into place.
- **Anti-theft lock.**
- Mirror made from 6mm laminated safety glass.
- Can be tilted up to 20°.
- Mirror dimensions: 500 × 600mm.
- 10-year warranty.



Tilting mirror with tab handle		
Chrome-plated bright tab	510202P	£240.33
Chrome-plated satin tab	510202S	£240.33

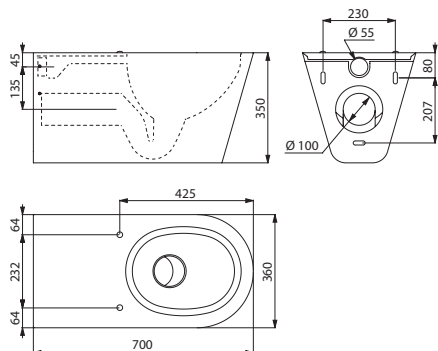
For more mirrors and studded pegs see pages 45-47.

700 PMR WC

Wall-hung or floor-standing



- 700mm **elongated pan** for improved comfort for people with reduced mobility.
- Compatible with all standard frame systems available on the market.
- Elegant and simple design.
- **Bacteriostatic 304 stainless steel.**
- Stainless steel thickness: 1.5mm.
- One-piece pressed WC bowl, seam-free for easy maintenance and better hygiene.
- WC bowl surface is polished with rounded edges for easy cleaning.
- Concealed perimetral flushing rim.
- Horizontal water inlet: Ø 55mm.
- Horizontal waste outlet: Ø 100mm.
- Water saving: works with 4L or more of water.
- Shrouded WC pan.
- Pre-drilled holes for fixing the toilet seat. Supplied with stainless steel blanking caps when installed without toilet seat lid.
- Quick and easy to install from the front thanks to a stainless steel mounting frame.
- Supplied with fixing plate and 6 theft prevention TORX security screws.
- Weight: 14.5kg for the 700 S model; 15kg for the 700 P model.
- 10-year warranty.
- CE marked. Complies with European standard EN 997 for 4L flush.



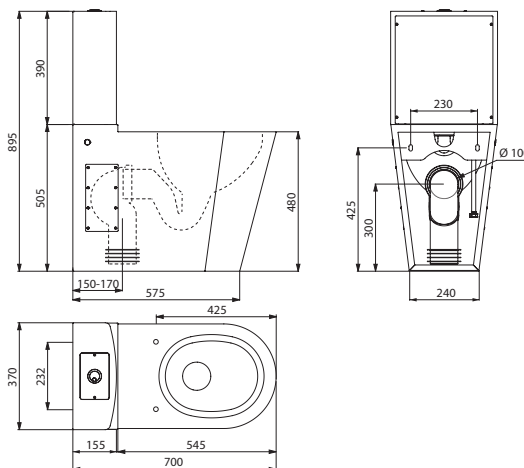
110710

Disabled WC - 700mm long - Polished satin 304 stainless steel		
Wall-hung disabled WC (700 S)	110710	£1,189.62
Floor-standing disabled WC (700 P)	110700	£1,240.78

MONOBLOCO 700 PMR WC



- Floor-standing WC pan with dual flush cistern 3L/6L.
- 700mm **elongated pan** for improved comfort for people with reduced mobility.
- **Bacteriostatic 304 stainless steel.**
- Stainless steel thickness: 1.5mm.
- One-piece pressed WC bowl, seam-free for easy maintenance and better hygiene.
- WC bowl surface is polished with rounded edges for easy cleaning.
- Concealed perimetral flushing rim. Water supply can be recessed from below or exposed from the side (right/left).
- Recessed horizontal or vertical waste outlet. Supplied with PVC pipe.
- Pre-drilled holes for fixing the toilet seat. Supplied with stainless steel blanking caps when installed without toilet seat lid.
- Quick to install: 2 access panels with theft prevention TORX security screws.
- Weight: 22kg.
- 10-year warranty.
- CE marked. Complies with European standard EN 997 for 4L flush.



110790

Monobloco 700 PMR WC - Polished satin 304 st. steel	110790	£1,483.82
--	---------------	------------------

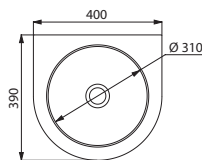
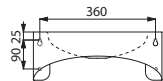
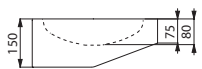
PMR XS hand washbasin

Wall-mounted



CE

- Wall-mounted hand washbasin **suitable for people with reduced mobility.**
- Basin internal diameter: 310mm.
- **Bacteriostatic 304 stainless steel.**
- Stainless steel thickness: 1.2mm.
- Rounded edges prevent injury.
- Supplied with 1¼" waste.
- Without overflow.
- Supplied with fixing elements.
- Weight: 3.9kg.
- 10-year warranty.
- CE marked. Complies with European standard EN 14688.



120400

PMR XS hand washbasin Polished satin 304 stainless steel		
Without tap hole	120400	£294.22
With right Ø 35mm tap hole	123400	£294.22

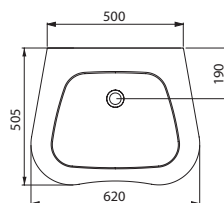
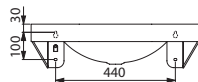
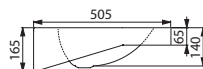
FRAJU PMR washbasin

Wall-mounted



CE

- Wall-mounted washbasin, 620 × 505mm.
- **Suitable for people with reduced mobility.**
- **Bacteriostatic 304 stainless steel.**
- Stainless steel thickness: 1.2mm for the bowl and 1.5mm for the surround.
- Rounded edges prevent injury.
- Supplied with 1¼" waste.
- Without overflow.
- Supplied with fixing elements.
- Weight: 5 kg.
- 10-year warranty.
- CE marked. Complies with European standard EN 14688.



120440

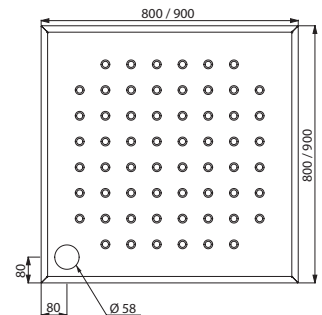
Wall-mounted FRAJU PMR washbasin Polished satin 304 stainless steel		
Without tap hole	120440	£447.71
With central Ø 35mm tap hole	121440	£447.71

PMR shower tray



CE

- Recessed shower tray.
- **Suitable for people with reduced mobility:** slimline shower tray.
- **Bacteriostatic 304 stainless steel.**
- Stainless steel thickness: 1.5mm.
- Depth: 30mm.
- Drainage slope.
- Supplied with 1½" waste.
- Non-slip surface.
- Weight of 800 × 800mm model: 8.5kg.
Weight of 900 × 900mm model: 9.5kg.
- 10-year warranty.
- CE marked. Complies with European standard EN 14527.



150500/150600


Rec. shower tray for people with reduced mobility		
Polished satin 304 st. steel 800 × 800mm	150500	£473.30
Polished satin 304 st. steel 900 × 900mm	150600	£537.26



Accessibility and Independence

NylonClean Range


SHOWER SEATS
133




GRAB BARS
137




DROP-DOWN SUPPORT RAILS
141



SHOWER GRAB BARS
142



ACCESSORIES
150





MAXIMUM HYGIENE AND ERGONOMY

NylonClean anti-bacterial treatment

DELABIE's NylonClean grab bars and shower seats benefit from an anti-bacterial treatment.

This **protection against bacterial development and the appearance of mould**, alongside a regular cleaning protocol, provides hygiene and optimal defence against contamination spread by hand.

The active ingredient is integrated into the material during the manufacturing process. Therefore, the anti-bacterial property will not degrade and cannot be removed over time by UV radiation or even successive cleaning with chemicals.

DELABIE's NylonClean grab bars and shower seats are ideal for healthcare facilities, retirement homes and environments dedicated to the care of immunocompromised patients who are more vulnerable and particularly susceptible to contagion.

Anti-bacterial efficacy has been proven by an independent laboratory.

Bright HR Nylon

The Nylon used in the manufacture of DELABIE's grab bars is very high quality. The surface is perfectly uniform and non-porous for easy cleaning, ensuring the highest standards of hygiene. Compared to other synthetic materials it is highly resistant to abrasions, cracks and heat.

Nylon's technical properties are ideal for use in environments where hygiene is of the utmost importance e.g. hospitals, retirement homes, schools, etc.

Resistant to chemicals

DELABIE's NylonClean products will withstand the main cleaning products used in hospitals and commercial environments.

Seam-free straight sections

Particular attention has been paid to the design of DELABIE's NylonClean grab bars to reduce the number of joins and seams. This reduces the build-up of dirt, niches where bacteria can develop and the appearance of a black line, especially on the straight sections which are extruded in one-piece, and which have the most frequent contact with hands.

Smooth and warm to the touch

Optimised grip

The 32mm diameter of the grab bars ensures an optimum grip regardless of the end-use of the products. For healthcare facilities or public buildings we recommend grab bars with a diameter of 32mm.

MAXIMUM SAFETY

Tested to over 200kg

In public and commercial places, the user weight is unknown. The products installed must therefore be able to support any user.

10-year warranty

DELABIE's grab bars and shower seats are suitable for intensive use in all types of public or healthcare buildings.

Colour is added to the Nylon during manufacture ensuring a consistent colour throughout the bar. An anti-UV treatment prevents products from yellowing or ageing prematurely when exposed to strong light. DELABIE's NylonClean products remain in perfect condition throughout their lifespan.

CE marked

DELABIE's grab bars and shower seats are CE marked and conform to European Directive 93/42/CEE that relates to medical devices, and complies with European standard EN 12182 "Technical aids for disabled people". This provides an additional guarantee for product users.

Reinforced metal core

The 3.5mm Nylon casing is reinforced with a 2mm steel core that has been treated against corrosion. The core, along with the other elements, is made from highly resistant technical materials.

38mm safety gap

The elderly or people with reduced mobility can easily lose their balance and fall. Limiting the gap between the bar and the wall to just 38mm prevents the forearm from getting trapped and significantly reduces the risk of fracture.

Space saving

Since they are closer to the wall, the grab bars require less space. This improves access within the sanitary facilities (showers, WCs, etc.) providing greater freedom of movement.

The grab bars are also more discreet.

Concealed fixings

All fixings (wall plate with 6 possible fixing points) are concealed by a Nylon cover plate.

AND ALSO...

100% interchangeable

The fixing plates for the bars are indexed and the dimensions are checked during the manufacturing process. There is no need to drill additional holes in the wall if replacing the bar with an identical one.

100% recyclable

The bars are made from 100% recyclable materials, contributing to sustainable development and protecting the environment.

Complete range

Offering a wide range of products enables DELABIE to respond to the needs and requirements of the accessibility and independence sector. This offering complements DELABIE's other product ranges perfectly.

TESTED TO OVER 200KG
10-YEAR WARRANTY
CE MARKED

38MM SAFETY GAP
Reduced risk of fracture
Space saving

3.5MM NYLON
CASING

2MM REINFORCED
METAL CORE
High resistance

FIXINGS CONCEALED
BY 1MM NYLON COVER
PLATES

FIXING PLATES
ARE INDEXED
100% interchangeable

ANTI-BACTERIAL
TREATMENT

Nylon
Clean

BRIGHT HR
NYLON
Easy to clean

RESISTANT
TO CHEMICALS

SEAM-FREE
No bacterial niches

TUBE Ø 32MM
Optimised grip

SMOOTH
AND WARM
TO TOUCH

100% RECYCLABLE

ACCESSIBILITY
NYLON CLEAN



Removable Comfort shower seat **510300N** - Two-wall corner grab bar with NylonClean sliding vertical riser rail **5481N**
Thermostatic mixer **H9741TP** - Sliding shower head holder **510110** - Clip-on soap dish **510120N** - Shower head **813**

Comfort removable shower seat

To hang on grab bars

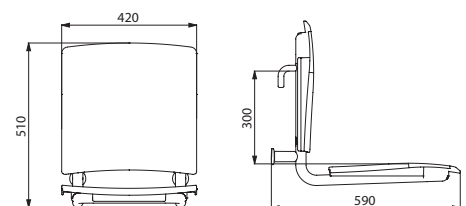


Additional products



Grab bars for shower seats
(see pages 147 - 149)

- **HR Comfort shower seat and backrest.**
- **Large model.**
- To hang on grab bars Ø 32mm
(see refs 5481N, 5490N, 5121N and 50504N pages 147 - 149).
- **Anti-bacterial treatment** on seat and backrest: optimal protection against bacterial development.
- **Removable:** reduces the number of shower seats in a facility, allowing installation only when required.
Example: hotels or hospitals providing short-term accommodation for people with reduced mobility.
- Suitable for intensive use in public places or the healthcare sector.
- Detachable solid seat made from high-strength polymer.
- Uniform non-porous surface for easy maintenance and hygiene.
- Good resistance to chemical products (Povidone-iodine) and cleaning.
- Anti-UV treatment.
- Warm to the touch.
- Bacteriostatic 304 stainless steel structure Ø 32mm.
- **Adjustable screw jacks guarantee a good horizontal position.**
- **Large protective caps prevent damage to the wall.**
- Dimensions: 590 × 420 × 510mm.
- Tested to over 200kg. Maximum recommended user weight: 135kg.
- 10-year warranty.
- CE marked.



Removable Comfort shower seat to hang on grab bars White powder-coated stainless steel structure	510300N	£589.02
---	---------	---------

510300N

Lift-up shower seat



HR Comfort backrest

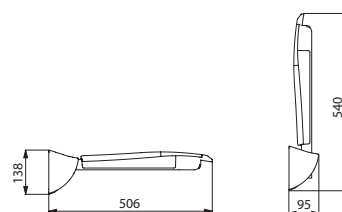
- For shower seats ref.s 510420N and 510430N.
- Detachable solid backrest made from high-strength polymer.
- Dimensions: 56 × 420 × 410mm.



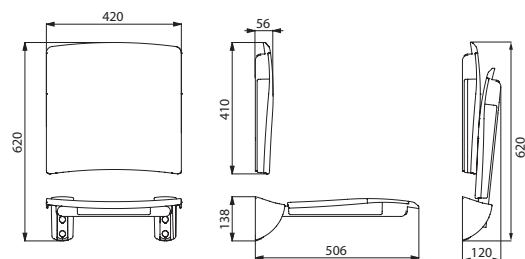
- **HR Comfort shower seat and backrest.**
- **Large model.**
- **Anti-bacterial treatment** on seat and backrest: optimal protection against bacterial development.
- **Retained in upright position.**
- **Slowed down descent.**
- Suitable for intensive use in public places or the healthcare sector.
- Detachable solid seat made from high-strength polymer.
- Uniform non-porous surface for easy maintenance and hygiene.
- Good resistance to chemical products (Povidone-iodine) and cleaning.
- Anti-UV treatment.
- Warm to the touch.
- Bacteriostatic 304 stainless steel structure Ø 32mm.
- Concealed fixings, secured to wall by a 304 stainless steel plate, 4mm thick.
- Supplied with stainless steel screws for concrete walls.
- Dimensions: 506 × 420 × 620mm.
- Folded dimensions: 120 × 620mm.
- Tested to over 200kg. Maximum recommended user weight: 135kg.
- 10-year warranty.
- CE marked.

HR Comfort shower seat

- Dimensions: 506 × 420 × 138mm.
- Folded dimensions: 95 × 540mm.



510420N



510434N

Lift-up Comfort shower seat - White powder-coated stainless steel structure		
Shower seat only	510420N	£394.28
Backrest only	510429N	£219.61
Shower seat with backrest	510434N	£612.43

Lift-up shower seat with leg



- HR Comfort shower seat and backrest.
- Large model.
- Anti-bacterial treatment on seat and backrest: optimal protection against bacterial development.
- Retained in upright position.
- Slowed down descent.
- Suitable for intensive use in public places or the healthcare sector.
- Detachable solid seat made from high-strength polymer.
- Uniform non-porous surface for easy maintenance and hygiene.
- Good resistance to chemical products (Povidone-iodine) and cleaning.
- Anti-UV treatment.
- Warm to the touch.
- Bacteriostatic 304 stainless steel structure Ø 32mm.
- Reinforced by a folding, articulated leg made from 304 stainless steel tube Ø 25mm.
- Concealed fixings, secured to wall by a 304 stainless steel plate, 4mm thick.
- Supplied with stainless steel screws for concrete walls.
- Dimensions: 506 × 420 × 1,000mm.
- Folded dimensions: 165 × 620mm.
- Tested to over 250kg. Maximum recommended user weight: 170kg.
- 10-year warranty.
- CE marked.

Lift-up Comfort shower seat with leg - White powder-coated stainless steel structure		
Shower seat with leg only	510430N	£530.07
Backrest only	510429N	£219.61
Shower seat with leg and backrest	510436N	£748.21



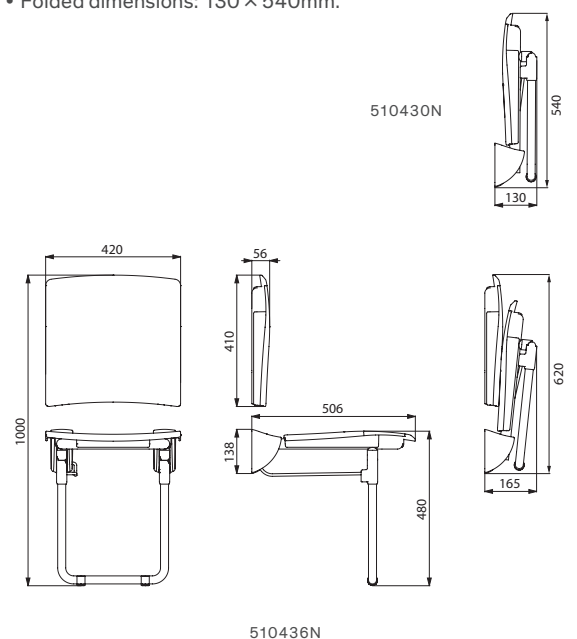
HR Comfort backrest

- For shower seats ref.s 510420N and 510430N.
- Detachable solid backrest made from high-strength polymer.
- Dimensions: 56 × 420 × 410mm.



HR Comfort shower seat with leg

- Dimensions: 506 × 420 × 480mm.
- Folded dimensions: 130 × 540mm.



ACCESSIBILITY
NYLON CLEAN

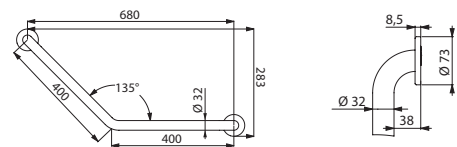


NylonClean angled grab bar 135° **5081N** - NylonClean drop-down support rail **5164N** - U-shaped toilet roll holder **4081N** - Toilet brush set with ergonomic handle **4051N**
TEMPOFIX 3 frame system with TEMPOFLUX 3 time flow direct flush WC valve **564065DE+763000**

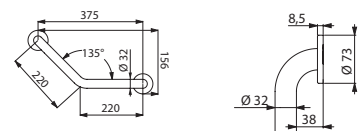
Angled grab bar 135°



- For WCs, showers or baths.
- For use as a handrail (horizontal part) or as a grab bar (135° part).
- NylonClean anti-bacterial treatment: optimal protection against bacterial development.
- Universal for either left or right side.
- Suitable for intensive use in public places or the healthcare sector.
- High-strength polyamide (Nylon): with 2mm reinforced steel core treated against corrosion.
- Uniform non-porous surface for easy maintenance and hygiene.
- Good resistance to chemical products and cleaning.
- Anti-UV treatment.
- Warm to the touch.
- 38mm gap between the bar and the wall: minimal space prevents the forearm passing between the bar and the wall, reducing the risk of fracture in case of loss of balance.
- 3 fixing points prevent the hand from getting trapped and simplify installation.
- Concealed fixings, secured to wall by a 6-hole plate, Ø 73mm.
- Supplied with stainless steel screws for concrete walls.
- Dimensions: 400 × 400mm or 220 × 220mm, Ø 32mm.
- Tested to over 200kg. Maximum recommended user weight: 135kg.
- 10-year warranty.
- CE marked.



5081N



5083N

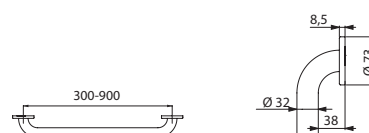
Angled grab bar 135°, Ø 32mm		
Bright white HR Nylon - 400 × 400 mm	5081N	£133.91
Bright white HR Nylon - 220 × 220 mm	5083N	£117.92

Straight grab bar




- For WCs, showers or baths.
- For use as a handrail, bar grab or support rail.
- **NylonClean anti-bacterial treatment:** optimal protection against bacterial development.
- Suitable for intensive use in public places or the healthcare sector.
- High-strength polyamide (Nylon):
with 2mm reinforced steel core treated against corrosion.
- Uniform non-porous surface for easy maintenance and hygiene.
- Good resistance to chemical products and cleaning.
- Anti-UV treatment.
- Warm to the touch.
- 38mm gap between the bar and the wall:
minimal space prevents the forearm passing between the bar and the wall, reducing the risk of fracture in case of loss of balance.
- Concealed fixings, secured to wall by a 6-hole plate, Ø 73mm.
- Supplied with stainless steel screws for concrete walls.
- Dimensions: 300 - 900mm centre-to-centre, Ø 32mm.
- Tested to over 200kg. Maximum recommended user weight: 135kg.
- 10-year warranty.
- CE marked.

Straight grab bar Ø 32mm		
Bright white HR Nylon - 300mm	5050N	£70.22
Bright white HR Nylon - 400mm	50504N	£74.78
Bright white HR Nylon - 500mm	50505N	£82.25
Bright white HR Nylon - 600mm	50506N	£88.91
Bright white HR Nylon - 900mm	50509N	£112.17

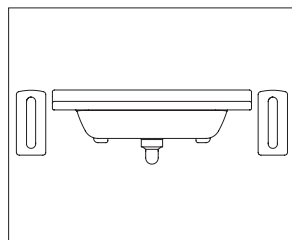


5050N/50504N/50505N/50506N/50509N

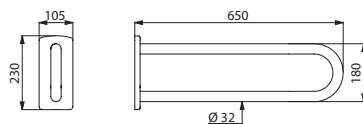
Wall support rail



- For WCs, showers or washbasins.
- For use as a grab bar and a fixed support rail.
- Generally installed parallel to a drop-down support rail in a WC or on either side of a washbasin.
- Recommended if the WC pan or shower seat is a long way from the side wall.
- NylonClean anti-bacterial treatment: optimal protection against bacterial development.
- Suitable for intensive use in public places or the healthcare sector.
- High-strength polyamide (Nylon): with 2mm reinforced steel core treated against corrosion.
- Uniform non-porous surface for easy maintenance and hygiene.
- Good resistance to chemical products and cleaning.
- Anti-UV treatment.
- Warm to the touch.
- Concealed fixings, secured to wall by a 304 stainless steel plate, 4mm thick.
- Supplied with stainless steel screws for concrete walls.
- Dimensions: 650 × 230 × 105mm, Ø 32mm.
- Tested to over 200kg. Maximum recommended user weight: 135kg.
- 10-year warranty.
- CE marked.



Installation example either side of a washbasin



5161N

Additional products



Backrest for WCs and toilet roll holder
(see pages 151 & 153)

Wall support rail Ø 32mm - Bright white HR Nylon - L. 650mm	5161N	£270.21
---	-------	---------

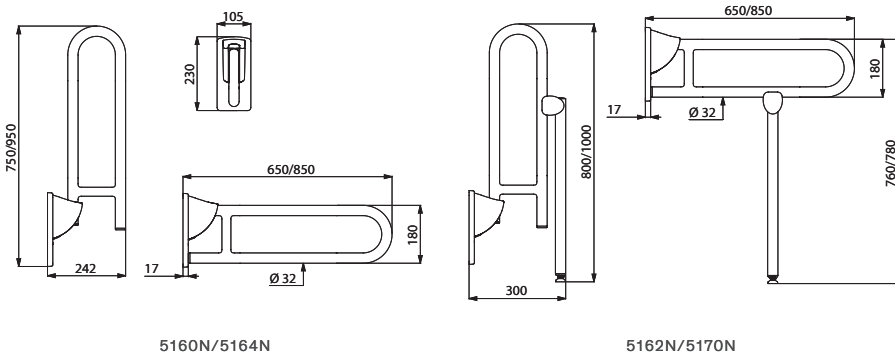


NylonClean drop-down support rail **5164N** - NylonClean angled grab bar 135° **5081N** - U-shaped toilet roll holder **4081N** - Toilet brush set with ergonomic handle **4051N**
TEMPOFIX 3 frame system with TEMPOMATIC dual control electronic direct flush WC valve **564005DE+464000**

Drop-down support rail



- For WCs or showers.
- Allows side access in the raised position.
- In the lowered position use as a grab bar, as a support for standing and for assisting movement.
- NylonClean anti-bacterial treatment: optimal protection against bacterial development.
- Retained in upright position.
- Slowed down descent.
- Suitable for intensive use in public places or the healthcare sector.
- High-strength polyamide (Nylon) and polymer: with 2mm reinforced steel core treated against corrosion.
- Uniform non-porous surface for easy maintenance and hygiene.
- Good resistance to chemical products and cleaning.
- Anti-UV treatment.
- Warm to the touch.
- Concealed fixings, secured to wall by a 304 stainless steel plate, 4mm thick.
- Supplied with stainless steel screws for concrete walls.
- Models with leg: **to be used as reinforcement when the wall fixing alone is insufficient.** Leg folds automatically. Leg height can be adjusted from 760 - 780mm. Dimensions: 850 or 650 × 800 × 105mm, Ø 32mm.
- Models without leg: 850 or 650 × 230 × 105mm, Ø 32mm.
- Tested to over 200kg. Maximum recommended user weight: 135kg.
- 10-year warranty.
- CE marked.



Drop-down support rail with concealed fixings Ø 32mm without leg		
Bright white HR Nylon - L. 650mm	5160N	£322.76
Bright white HR Nylon - L. 850mm	5164N	£343.92
Drop-down support rail with concealed fixings Ø 32mm with leg		
Bright white HR Nylon - L. 650mm	5162N	£439.16
Bright white HR Nylon - L. 850mm	5170N	£461.07

Additional products

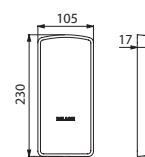


Backrest for WCs and toilet roll holder (see pages 151 & 153)

Related product



- Cover plate**
- Conceals the fixing screws when the drop-down support rail is removed.
 - Reduces the number of rails in a facility, allowing installation only when required.
 - Supplied with stainless steel screws for concrete walls.
 - 10-year warranty.



510150N

Nylon cover with fixing plate	510150N	£43.08
-------------------------------	---------	--------

Straight bar with sliding shower head holder

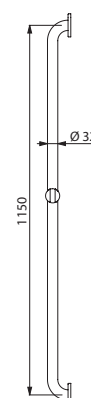
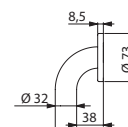


Additional products



Sliding soap dish and shower head
(see pages 150 & 151)

- For showers or baths.
- Can be used as a vertical grab bar and a shower head riser rail.
- HR Nylon sliding shower head holder with ergonomic locking ring.
- Sliding soap dish can be added (order separately).
- NylonClean anti-bacterial treatment: optimal protection against bacterial development.
- Suitable for intensive use in public places or the healthcare sector.
- High-strength polyamide (Nylon): with 2mm reinforced steel core treated against corrosion.
- Uniform non-porous surface for easy maintenance and hygiene.
- Good resistance to chemical products and cleaning.
- Anti-UV treatment.
- Warm to the touch.
- 38mm gap between the bar and the wall: minimal space prevents the forearm passing between the bar and the wall, reducing the risk of fracture in case of loss of balance.
- Concealed fixings, secured to wall by a 6-hole plate, Ø 73mm.
- Supplied with stainless steel screws for concrete walls.
- Height: 1,150mm, Ø 32mm.
- Tested to over 200kg. Maximum recommended user weight: 135kg.
- 10-year warranty.
- CE marked.



Straight bar Ø 32mm with sliding shower head holder Bright white HR Nylon H. 1,150mm	5460N	£176.33
---	-------	---------

5460N

Right angled grab bar and angled riser rail




- For showers.
- Use as a grab bar and to support the user in an upright position.
- Helps and secures entry and movement in the shower.
- Use as a shower rail by adding a sliding shower head holder and/or soap dish.
- NylonClean anti-bacterial treatment: optimal protection against bacterial development.
- Can be installed with the upright to the left or right side.
- Suitable for intensive use in public places or the healthcare sector.
- High-strength polyamide (Nylon):
 - with 2mm reinforced steel core treated against corrosion.
- Uniform non-porous surface for easy maintenance and hygiene.
- Good resistance to chemical products and cleaning.
- Anti-UV treatment.
- Warm to the touch.
- 38mm gap between the bar and the wall:
 - minimal space prevents the forearm passing between the bar and the wall, reducing the risk of fracture in case of loss of balance.
- Concealed fixings, secured to wall by a 6-hole plate, Ø 73mm.
- Supplied with stainless steel screws for concrete walls.
- Dimensions: 1,245 × 570 × 660mm, Ø 32mm.
- Tested to over 200kg. Maximum recommended user weight: 135kg.
- 10-year warranty.
- CE marked.

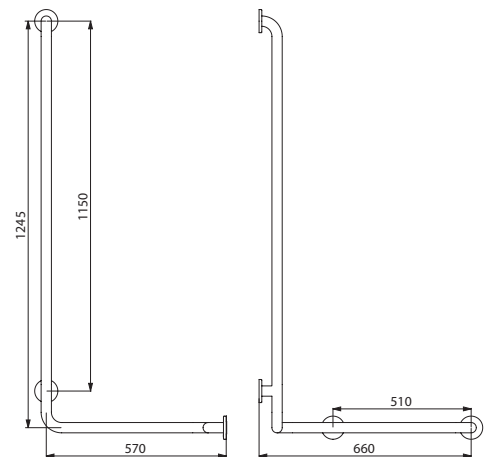
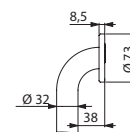
Additional products



Sliding shower head holder, sliding soap dish, shower head and shower shelf with glove holder (see pages 150 & 151)



Installation example for showers



Right angled grab bar and angled riser rail Ø 32mm - Bright white HR Nylon	5100N	£317.78
--	-------	---------

5100N




Lift-up Comfort shower seat **510434N** - SECURITHERM BIOSAFE thermostatic shower mixer **H9769** - NylonClean L-shaped grab bar **5071N**
Sliding shower head holder **510110** - Soap dish **510120N** - Coat hooks **4043N**

L-shaped grab bar

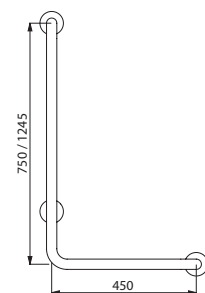
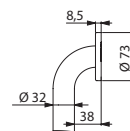


Additional products



Sliding shower head holder, sliding soap dish, shower head and shower shelf with glove holder (see pages 150 & 151)

- For showers or baths.
- Helps the user stand and move safely in the shower or bath.
- Use as a shower rail by adding a sliding shower head holder and/or soap dish.
- **NylonClean anti-bacterial treatment:** optimal protection against bacterial development.
- Can be installed with the upright to the left or right side.
- Suitable for intensive use in public places or the healthcare sector.
- High-strength polyamide (Nylon):
with 2mm reinforced steel core treated against corrosion.
- Uniform non-porous surface for easy maintenance and hygiene.
- Good resistance to chemical products and cleaning.
- Anti-UV treatment.
- Warm to the touch.
- 38mm gap between the bar and the wall:
minimal space prevents the forearm passing between the bar and the wall, reducing the risk of fracture in case of loss of balance.
- Concealed fixings, secured to wall by a 6-hole plate, Ø 73mm.
- Supplied with stainless steel screws for concrete walls.
- Dimensions: 1,245 or 750 × 450mm, Ø 32mm.
- Tested to over 200kg. Maximum recommended user weight: 135kg.
- 10-year warranty.
- CE marked.



5070N/5071N

L-shaped grab bar Ø 32mm		
Bright white HR Nylon - H. 750mm	5070N	£191.01
Bright white HR Nylon - H. 1,245mm	5071N	£233.04

T-shaped grab bar

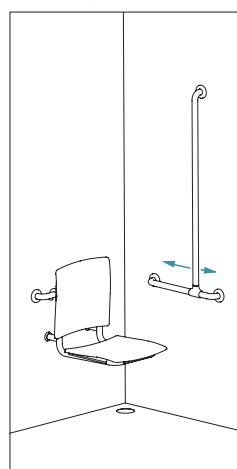


Additional products

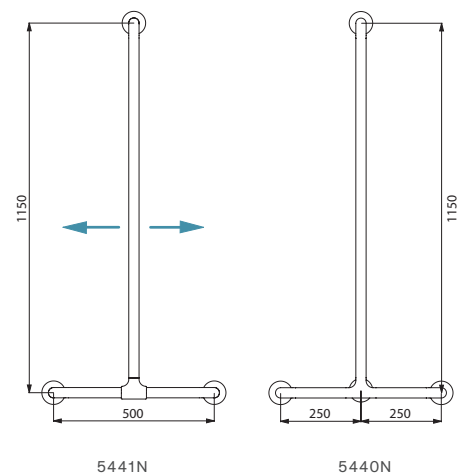
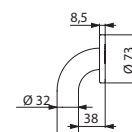


Sliding shower head holder, sliding soap dish, shower head and shower shelf with glove holder (see pages 150 & 151)

- For showers.
- Use as a grab bar and to support the user in an upright position.
- Helps and secures entry and movement in the shower.
- Use as a shower riser rail by adding a sliding shower head holder and/or soap dish.
- **NylonClean anti-bacterial treatment:** optimal protection against bacterial development.
- Models with sliding riser rail: **upright position can be adjusted during installation.** Can be moved to the left or the right in order to adapt the space (positioning of shower, depth of shower seat...).
- Suitable for intensive use in public places or the healthcare sector.
- High-strength polyamide (Nylon): with 2mm reinforced steel core treated against corrosion.
- Uniform non-porous surface for easy maintenance and hygiene.
- Good resistance to chemical products and cleaning.
- Anti-UV treatment.
- Warm to the touch.
- 38mm gap between the bar and the wall: minimal space prevents the forearm passing between the bar and the wall, reducing the risk of fracture in case of loss of balance.
- Concealed fixings, secured to wall by a 6-hole plate, Ø 73mm.
- Supplied with stainless steel screws for concrete walls.
- Dimensions: 1,150 × 500mm, Ø 32mm.
- Tested to over 200kg. Maximum recommended user weight: 135kg.
- 10-year warranty.
- CE marked.



Position of upright can be adjusted (Ref. 5441N)




T-shaped grab bar Ø 32mm - Bright white HR Nylon		
With sliding riser rail	5441N	£277.22
With fixed riser rail	5440N	£255.68

Two-wall grab bar with vertical riser rail

For shower seats

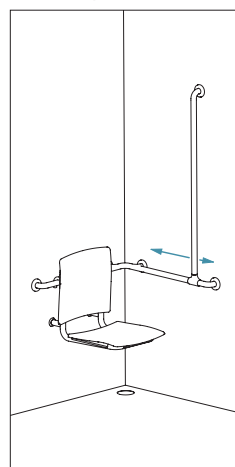


Additional products

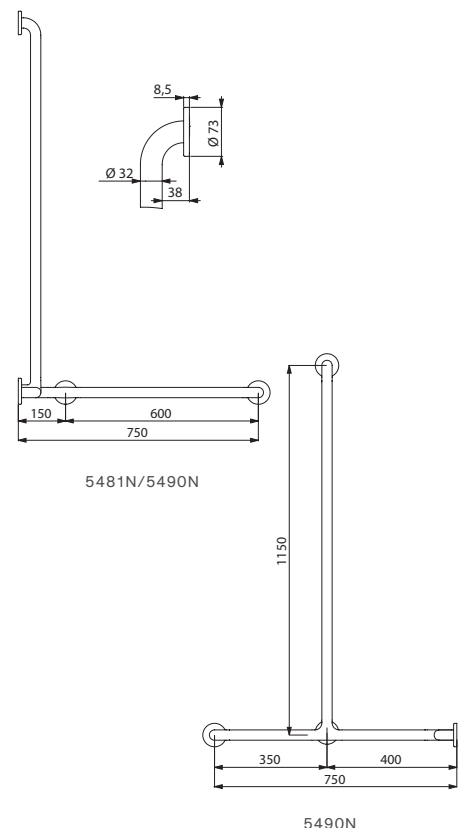


Removable shower seat (see page 133), sliding shower head holder, sliding soap dish and shower shelf with glove holder (see page 151)

- For showers.
- Can support a removable shower seat (order separately).
- Use as a grab bar and to support the user in an upright position.
- Helps and secures entry and movement in the shower.
- Use as a shower riser rail by adding a sliding shower head holder and/or soap dish.
- NylonClean anti-bacterial treatment: optimal protection against bacterial development.
- Model with sliding riser rail: **upright position can be adjusted during installation.** Can be moved to the left or the right in order to adapt the space (positioning of shower, depth of shower seat...).
- Can be installed with the upright on the left or the right.
- Suitable for intensive use in public places or the healthcare sector.
- High-strength polyamide (Nylon): with 2mm reinforced steel core treated against corrosion.
- Uniform non-porous surface for easy maintenance and hygiene.
- Good resistance to chemical products and cleaning.
- Anti-UV treatment. Warm to the touch.
- 38mm gap between the bar and the wall: minimal space prevents the forearm passing between the bar and the wall, reducing the risk of fracture in case of loss of balance.
- Concealed fixings, secured to wall by a 6-hole plate, Ø 73mm.
- Supplied with stainless steel screws for concrete walls.
- Dimensions: 1,150 × 750 × 750mm, Ø 32mm.
- Tested to over 200kg. Maximum recommended user weight: 135kg.
- 10-year warranty.
- CE marked.



Upright can be adjusted left or right (Ref. 5481N)



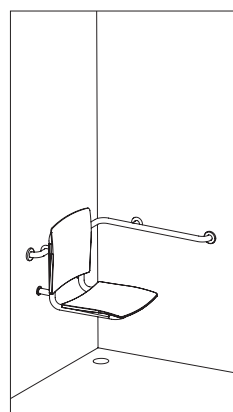
Two-wall grab bar Ø 32mm - Bright white HR Nylon - For shower seats		
With sliding riser rail	5481N	£412.73
With fixed riser rail	5490N	£372.41

Two-wall corner grab bar

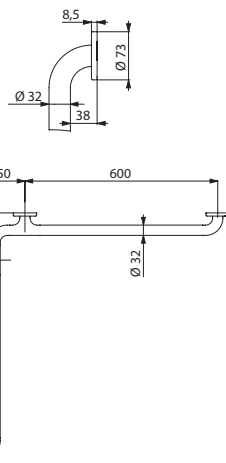
For shower seats



- For WCs, showers or baths.
- Can support a removable shower seat (order separately).
- Use as a grab bar and to support the user in an upright position.
- Helps and secures entry and movement in the shower or bath.
- Helps with the transfer from a wheelchair to the toilet seat for WCs with recessed cisterns or direct flush.
- **NylonClean anti-bacterial treatment:** optimal protection against bacterial development.
- Suitable for intensive use in public places or the healthcare sector.
- High-strength polyamide (Nylon):
 - with 2mm reinforced steel core treated against corrosion.
- Uniform non-porous surface for easy maintenance and hygiene.
- Good resistance to chemical products and cleaning.
- Anti-UV treatment.
- Warm to the touch.
- 38mm gap between the bar and the wall:
 - minimal space prevents the forearm passing between the bar and the wall, reducing the risk of fracture in case of loss of balance.
- Concealed fixings, secured to wall by a 6-hole plate, Ø 73mm.
- Supplied with stainless steel screws for concrete walls.
- Dimensions: 750 × 750mm, Ø 32mm.
- Tested to over 200kg. Maximum recommended user weight: 135kg.
- 10-year warranty.
- CE marked.



Installation example for showers



5121N

Additional products



Removable shower seat (see page 133) and shower shelf with glove holder (see page 151)

Two-wall corner grab bar Ø 32mm - Bright white HR Nylon - For shower seats	5121N	£235.60
--	-------	---------

Single grab bar

For shower seats

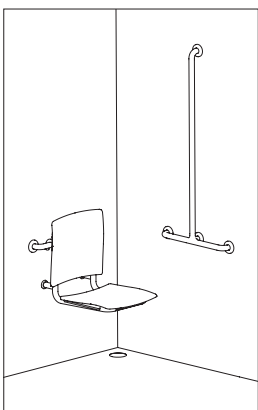


- For showers.
- Can support a removable shower seat (order separately).
- Use as a grab bar and to support the user in an upright position.
- Helps and secures entry and movement in the shower.
- **NylonClean anti-bacterial treatment:** optimal protection against bacterial development.
- Suitable for intensive use in public places or the healthcare sector.
- High-strength polyamide (Nylon):
with 2mm reinforced steel core treated against corrosion.
- Uniform non-porous surface for easy maintenance and hygiene.
- Good resistance to chemical products and cleaning.
- Anti-UV treatment.
- Warm to the touch.
- 38mm gap between the bar and the wall:
minimal space prevents the forearm passing between the bar and the wall,
reducing the risk of fracture in case of loss of balance.
- Concealed fixings, secured to wall by a 6-hole plate, Ø 73mm.
- Supplied with stainless steel screws for concrete walls.
- Dimensions: 400mm, Ø 32mm.
- Tested to over 200kg. Maximum recommended user weight: 135kg.
- 10-year warranty.
- CE marked.

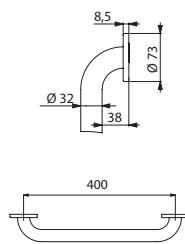
Additional product



Removable shower seat (see page 133)



Installation example
for showers



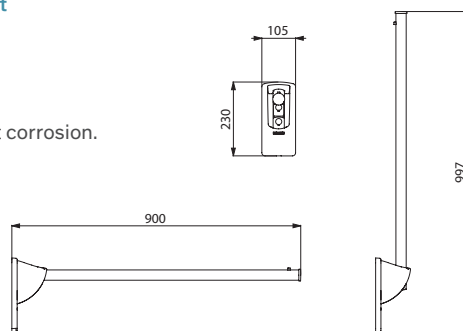
50504N

Grab bar Ø 32mm - Bright white HR Nylon - For shower seats	50504N	£74.78
--	--------	--------

Lift-up shower curtain rail



- Allows side access in the raised position.
- Preserves the patient's privacy in the lowered position. Allows a carer to assist with bathing a patient while protecting them from splashes.
- Retained in upright position.
- Slowed down descent.
- High-strength polyamide (Nylon): with 2mm reinforced steel core treated against corrosion.
- Concealed fixings, secured to wall by a 304 stainless steel plate, 4mm thick.
- Supplied with stainless steel screws for concrete walls.
- Dimensions: 900 × 230 × 105mm, Ø 32mm.
- 10-year warranty.



510159N

Related product

Shower curtain



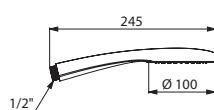
- Material: polyester.
- Bottom of curtain is weighted.
- Supplied with 6 plastic curtain rings.
- Dimensions: L. 880 × H. 790mm.
- 10-year warranty.

Lift-up shower curtain rail - Bright white HR Nylon	510159N	£253.25	Shower curtain with 6 curtain rings	510158	£45.21
---	---------	---------	-------------------------------------	--------	--------

Shower head



- M $\frac{1}{2}$ " shower head in chrome-plated ABS.
- Monojet: rain effect.
- Manual system for removing limescale.
- 10-year warranty.

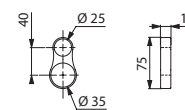


815

Shower head retaining collar



- For Ø 25 - 35mm rails and flexible shower hose.
- Retaining device: prevents shower head from coming into direct contact with the floor or floor trap (source of bacterial contamination).
- 10-year warranty.



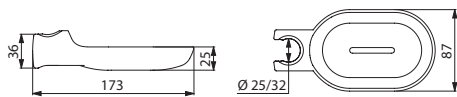
830

Rain effect shower head	815	£27.47	Translucent shower head retaining collar	830	£7.39
-------------------------	-----	--------	--	-----	-------

Clip-on sliding soap dish



- High-strength polyamide (Nylon).
- Soap dish for shower gel or soap.
- **For Ø 25 and Ø 32mm grab bars.**
- 10-year warranty.



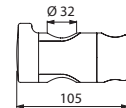
510120N

Clip-on soap dish - Bright white HR Nylon 510120N £24.99

Sliding shower head holder




- High-strength polyamide (Nylon).
- Support for adjustable shower heads.
- Ergonomic locking ring.
- **For Ø 32mm grab bars.**
- 10-year warranty.



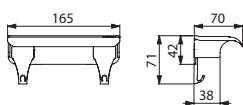
510110

Sliding shower head holder - Bright white HR Nylon 510110 £33.81

Shower shelf for grab bars




- Place against the wall, on the grab bar.
- **Anti-theft lock.**
- Suitable for shower gel or soap.
- **2 hooks for gloves.**
- 10-year warranty.



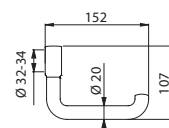
511922W

Shower shelf for grab bars - White 511922W £26.81

Toilet roll holder for grab bars



- For toilet rolls.
- High-strength polyamide (Nylon).
- Can be fitted without removing the grab bar.
- Anti-theft lock.
- Anti-rotating locking feature.
- **For Ø 32 - 34mm grab bars.**
- 10-year warranty.



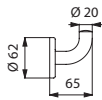
510081N

Toilet roll holder for grab bars
Bright white HR Nylon 510081N £29.02

Coat hook



- High-strength polyamide (Nylon).
- Tube Ø 20mm.
- **Concealed fixings.**
- 10-year warranty.



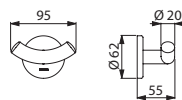
4043N

Coat hook Bright white HR Nylon	4043N	£10.28
------------------------------------	-------	--------

Double coat hook



- White powder-coated 304 stainless steel.
- Tube Ø 20mm, 1mm thick.
- **Concealed fixings.**
- 10-year warranty.



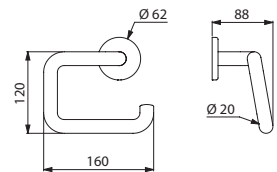
4042W

Double coat hook White powder-coated 304 stainless steel	4042W	£28.68
--	-------	--------

U-shaped toilet roll holder




- High-strength polyamide (Nylon).
- Tube Ø 20mm.
- **Concealed fixings.**
- 10-year warranty.



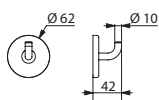
4081N

U-shaped toilet roll holder Bright white HR Nylon	4081N	£21.90
--	-------	--------

Single coat hook




- High-strength polyamide (Nylon).
- Tube Ø 10mm.
- **Concealed fixings.**
- 10-year warranty.



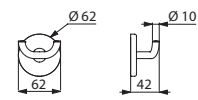
510043N

Single coat hook Bright white HR Nylon	510043N	£7.37
---	---------	-------

Double coat hook




- High-strength polyamide (Nylon).
- Tube Ø 10mm.
- **Concealed fixings.**
- 10-year warranty.



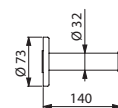
510042N

Double coat hook Bright white HR Nylon	510042N	£8.07
---	---------	-------

Spare toilet roll holder



- High-strength polyamide (Nylon).
- Tube Ø 32mm.
- **Concealed fixings.**
- 10-year warranty.



4070N

Spare toilet roll holder Bright white HR Nylon	4070N	£38.93
---	-------	--------

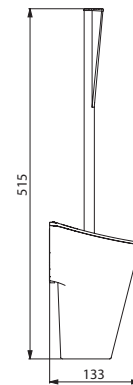
Toilet brush set

With anti-theft lock and **long handle**



Toilet brush set bright white HR Nylon with long handle - Anti-theft lock	4051N	£81.10
---	-------	--------

- High-strength polyamide (Nylon).
- **Long, ergonomic handle:** easy for wheelchair users or people who have difficulty bending to use.
- Easy to clean: plastic bowl can be removed from above.
- **Plastic bowl with reservoir:** prevents toilet brush sitting in residual water and reduces the risk of splashing when next used.
- Wall-mounted with **anti-theft lock**.
- Height: 515mm.
- 10-year warranty.

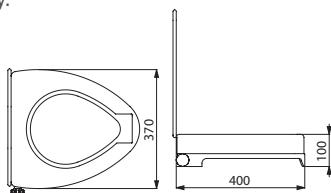


4051N

Toilet booster seat with lid



- White plastic with side fixing.
- Width can be adjusted from 320 to 380mm.
- Supports weights up to 225kg.
- CE marked.
- 10-year warranty.



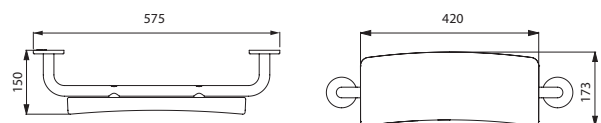
435

Toilet booster seat with lid	435	£114.60
------------------------------	-----	---------

Comfort backrest for WCs



- Backrest made from soft polyurethane.
- High-strength polyamide (Nylon) tube, Ø 32mm.
- Concealed fixings, secured to wall by a 6-hole plate, Ø 73mm.
- Dimensions: 150 × 575 × 173mm.
- CE marked.
- 10-year warranty.



510629N

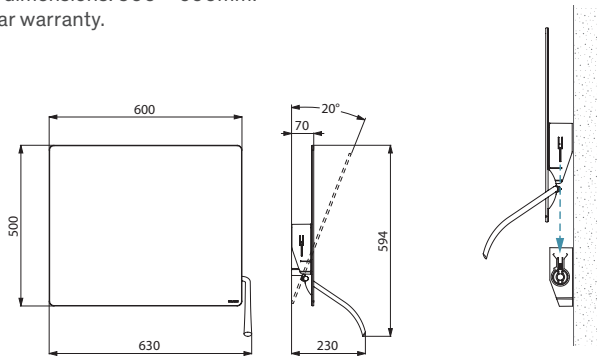
Comfort backrest for WCs - Bright white HR Nylon	510629N	£200.97
--	---------	---------



Tilting mirror with long, ergonomic lever



- **For combined installation:** can be used from sitting or standing position.
- **Long, ergonomic lever for easy adjustment of mirror angle** from a sitting position or from a wheelchair.
- **Quick and easy to install:** simply clip into place.
- **Anti-theft lock.**
- Bright white HR Nylon lever.
- Mirror made from 6mm laminated safety glass.
- Can be tilted up to 20°.
- Mirror dimensions: 500 × 600mm.
- 10-year warranty.



510201N

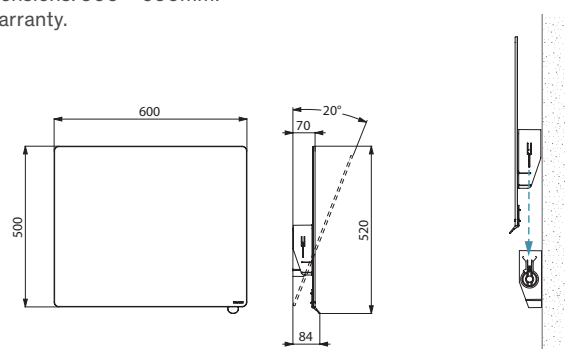
Tilting mirror with long, ergonomic white HR Nylon lever	510201N	£277.80
--	---------	---------

For more mirrors and studded pegs see pages 45 - 47.

Tilting mirror with tab handle



- **For combined installation:** can be used from sitting or standing position.
- **Tab handle for easy adjustment of mirror angle** for those in a sitting position or for wheelchair users.
- **Quick and easy to install:** simply clip into place.
- **Anti-theft lock.**
- Bright white HR Nylon handle.
- Mirror made from 6mm laminated safety glass.
- Can be tilted up to 20°.
- Mirror dimensions: 500 × 600mm.
- 10-year warranty.



510202N

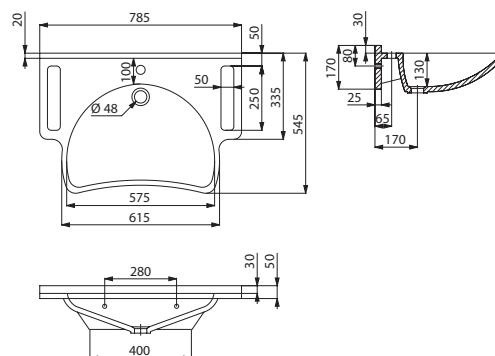
Tilting mirror with white HR Nylon tab handle	510202N	£240.33
---	---------	---------

For more mirrors and studded pegs see pages 45 - 47.

MINERALCAST PMR washbasin



- Wall-mounted washbasin, 785 × 545 × 170mm.
- **With integral side grips** which can be used as a support or a towel holder.
- MINERALCAST: composite material consisting of natural minerals and polyester resin.
- **Shallow washbasin suitable for wheelchair users and use from a sitting position.**
- Uniform non-porous surface is easy to clean.
- One-piece cast washbasin, seam-free, for easy maintenance and better hygiene.
- Warm to the touch.
- Without overflow.
- Supplied with fixing elements.
- Weight: 21.5kg.
- 10-year warranty.
- CE marked. Complies with European standard EN 14688.



Wall-mounted MINERALCAST PMR washbasin with central tap hole Ø 35mm	132306	£674.32
---	--------	---------

132306




Accessibility and Independence

Basic and ECO Ranges

SHOWER SEATS
& STOOL
161



WHITE
BASIC
GRAB BARS
162



SATIN FINISH
BASIC
GRAB BARS
165



ECO
GRAB BARS
166



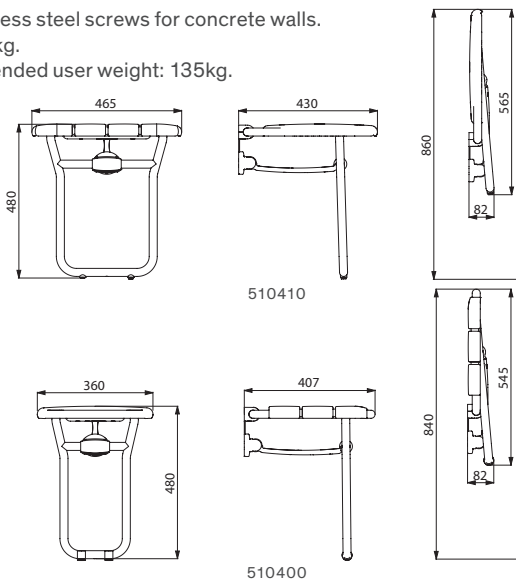


ALU lift-up shower seat **510400** - SECURITHERM time flow thermostatic shower panel **792320** - Angled grab bar 135° **35082W**

ALU lift-up shower seat with leg



- Large plastic slats are comfortable and easy to maintain.
- Folding leg guided by an articulated arm.
- Structure made from white aluminium tube Ø 25 × 2mm.
- Concealed fixings.
- Large model: 430 × 465 × 480mm. Folded dimensions: 82 × 565mm. Leg height can be adjusted up to 8mm.
- Ergonomic non-slip side grips.
- Standard model: 407 × 360 × 480mm. Folded dimensions: 82 × 545mm.
- Seat height: 480mm.
- Supplied with stainless steel screws for concrete walls.
- Tested to over 200kg.
- Maximum recommended user weight: 135kg.
- 10-year warranty.
- CE marked.

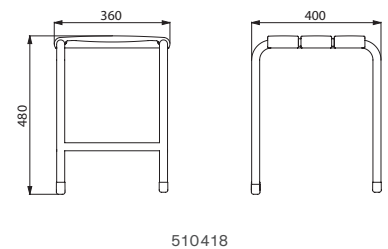


ALU lift-up shower seat with leg		
Large model	510410	£251.50
Standard model	510400	£152.56

ALU shower stool



- Large plastic slats are comfortable and easy to maintain.
- Structure made from white aluminium tube Ø 25 × 2mm.
- Dimensions: 400 × 360 × 480mm.
- Seat height: 480mm.
- Tested to over 200kg.
- Maximum recommended user weight: 135kg.
- Legs with plastic protective feet.
- 10-year warranty.



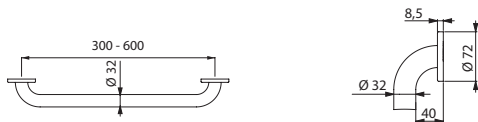
ALU shower stool	510418	£141.98
------------------	--------	---------

White powder-coated Basic straight grab bar

Tube Ø 32mm



- White powder-coated.
- Concealed fixings, secured to wall by a 3-hole plate.
- 10-year warranty.
- CE marked.



35050W/350504W/350505W/350506W

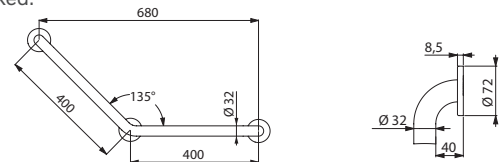
Basic straight grab bar Ø 32mm		
White powder-coated - 300mm	35050W	£39.90
White powder-coated - 400mm	350504W	£47.75
White powder-coated - 500mm	350505W	£51.06
White powder-coated - 600mm	350506W	£58.58

White powder-coated Basic angled grab bar 135°

Tube Ø 32mm



- White powder-coated.
- **3 fixing points prevent the hand from getting trapped and simplify installation.**
- Concealed fixings, secured to wall by a 3-hole plate.
- Dimensions: 400 × 400mm.
- 10-year warranty.
- CE marked.



35082W

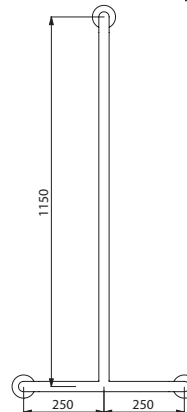
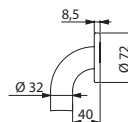
Basic angled grab bar 135° Ø 32mm White powder-coated		35082W	£81.39
--	--	---------------	---------------

White powder-coated Basic T-shaped grab bar

Tube Ø 32mm



- White powder-coated.
- Concealed fixings, secured to wall by a 3-hole plate.
- Dimensions: 1,150 × 500mm.
- 10-year warranty.
- CE marked.



35440W

Basic T-shaped grab bar Ø 32mm White powder-coated		35440W	£165.63
---	--	---------------	----------------



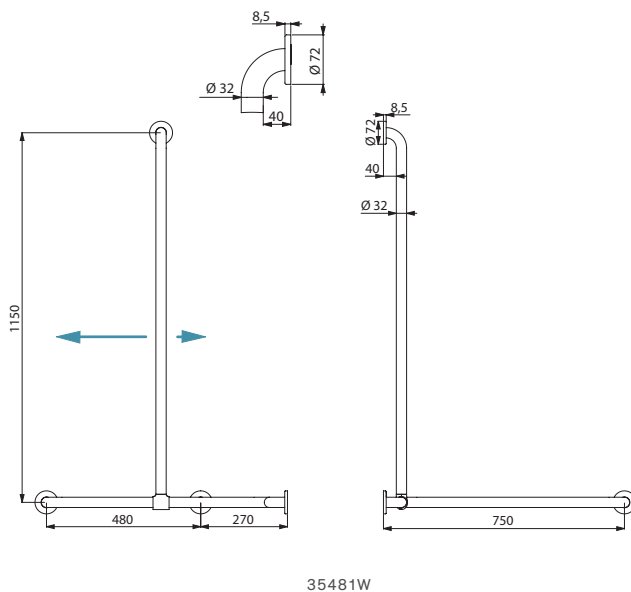
Sliding shower head holder and sliding soap dish
(see opposite)

White powder-coated Basic two-wall grab bar with sliding vertical riser rail

Tube \varnothing 32mm



- White powder-coated.
- **Upright position can be adjusted during installation:** can be moved to the left or the right.
- Can be installed with the upright on the left or the right.
- Concealed fixings, secured to wall by a 3-hole plate.
- Dimensions: 1,150 × 750 × 750mm.
- 10-year warranty.
- CE marked.



35481W

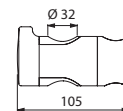
Basic two-wall grab bar with sliding vertical riser rail \varnothing 32mm White powder-coated	35481W	£242.86
--	--------	---------

Related products

Sliding shower head holder



- High-strength polyamide (Nylon).
- Support for adjustable shower heads.
- Ergonomic locking ring.
- **For \varnothing 32mm rails.**
- 10-year warranty.



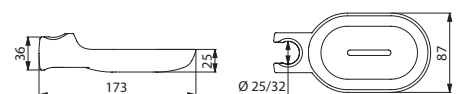
510110

Sliding holder Bright white HR Nylon	510110	£33.81
---	--------	--------

Clip-on sliding soap dish



- High-strength polyamide (Nylon).
- Soap dish for shower gel or soap.
- **For \varnothing 25 and \varnothing 32mm rails.**
- 10-year warranty.




510120N

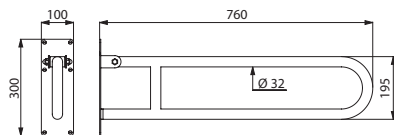
Clip-on soap dish Bright white HR Nylon	510120N	£24.99
--	---------	--------

White powder-coated Basic drop-down support rail

Tube Ø 32mm



- White powder-coated.
- Visible fixings, secured to wall by a 6-hole plate.
- Dimensions: 760 × 300 × 100mm.
- **Wall plate thickness: 3.5mm.**
- 10-year warranty.
- CE marked.




511516W

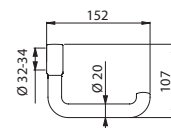
Basic drop-down support rail Ø 32mm - White powder-coated	511516W	£158.15
---	---------	---------

Related product

Toilet roll holder for grab bars



- For toilet rolls.
- High-strength polyamide (Nylon).
- Can be fitted without removing the grab bar.
- Anti-theft lock.
- Anti-rotating locking feature.
- **For Ø 32 - Ø 34mm bars.**
- 10-year warranty.



510081N

Toilet roll holder for grab bars Bright white HR Nylon	510081N	£29.02
---	---------	--------

White powder-coated Basic drop-down support rail

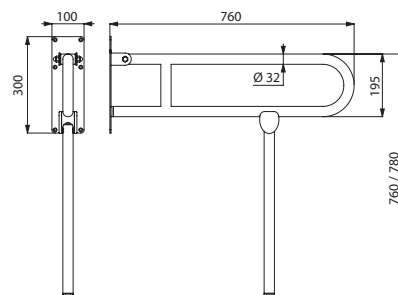
Tube Ø 32mm, with leg



- White powder-coated.
- Visible fixings, secured to wall by a 6-hole plate.
- With automatic folding leg.
- To be used as a reinforcement when the wall fixing alone is insufficient.
- Dimensions: 760 × 815 × 100mm.
- Adjustable leg height from 760 to 780mm.
- **Wall plate thickness: 3.5mm.**
- 10-year warranty.
- CE marked.



Toilet roll holder (see above)



511517W

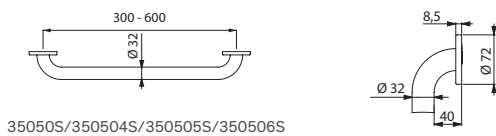
Basic drop-down support rail Ø 32mm with leg White powder-coated	511517W	£258.74
---	---------	---------

Satin finish Basic straight grab bar

Tube Ø 32mm



- Polished satin 304 stainless steel.
- Concealed fixings, secured to wall by a 3-hole plate.
- 10-year warranty.
- CE marked.



35050S/350504S/350505S/350506S

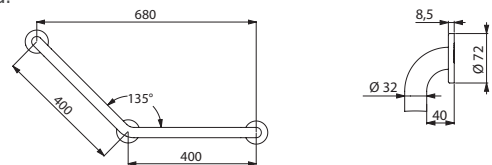
Basic straight grab bar Ø 32mm		
Polished satin 304 stainless steel - 300mm	35050S	£46.97
Polished satin 304 stainless steel - 400mm	350504S	£52.24
Polished satin 304 stainless steel - 500mm	350505S	£56.93
Polished satin 304 stainless steel - 600mm	350506S	£63.10

Satin finish Basic angled grab bar 135°

Tube Ø 32mm



- Polished satin 304 stainless steel.
- 3 fixing points prevent the hand from getting trapped and simplify installation.
- Concealed fixings, secured to wall by a 3-hole plate.
- Dimensions: 400 × 400mm.
- 10-year warranty.
- CE marked.




35082S

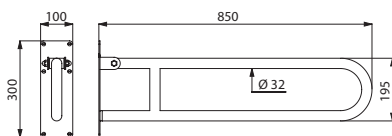
Basic angled grab bar 135° Ø 32mm Polished satin 304 stainless steel	35082S	£84.20
---	---------------	---------------

Satin finish Basic drop-down support rail

Tube Ø 32mm



- Polished satin 304 stainless steel.
- Visible fixings, secured to wall by a 6-hole plate.
- Dimensions : 850 × 300 × 100mm.
- Wall plate thickness: 3.5mm.
- 10-year warranty.
- CE marked.




35164S

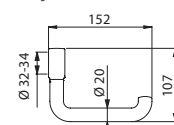
Basic drop-down support rail Ø 32mm - Polished satin 304 stainless steel	35164S	£206.43
--	---------------	----------------

Related product

Toilet roll holder for grab bars



- For toilet rolls.
- High-strength polyamide (Nylon).
- Can be fitted without removing the grab bar.
- Anti-theft lock.
- Anti-rotating locking feature.
- For Ø 32 - Ø 34mm bars.
- 10-year warranty.



510081

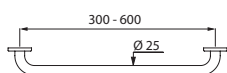
Toilet roll holder for grab bars - HR Nylon bright grey anthracite	510081	£29.02
--	---------------	---------------

Bright ECO straight grab bar

Tube Ø 25mm



- Bright polished 304 stainless steel.
- Visible fixings, secured to wall by a 3-hole plate.
- 10-year warranty.



530/531/532/536

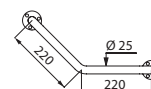
ECO straight grab bar Ø 25mm		
Bright polished 304 stainless steel - 300mm	530	£27.29
Bright polished 304 stainless steel - 400mm	531	£31.27
Bright polished 304 stainless steel - 500mm	532	£33.29
Bright polished 304 stainless steel - 600mm	536	£38.24

Bright ECO angled grab bar 135°

Tube Ø 25mm



- Bright polished 304 stainless steel.
- Visible fixings, secured to wall by a 3-hole plate.
- Dimensions: 220 × 220mm.
- 10-year warranty.



550

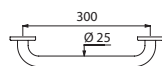
ECO angled grab bar 135° Ø 25mm Bright polished 304 stainless steel	550	£41.91
--	------------	---------------

White powder-coated ECO straight grab bar

Tube Ø 25mm



- White powder-coated stainless steel.
- Visible fixings, secured to wall by a 3-hole plate.
- Dimensions: 300mm.
- 10-year warranty.



1530

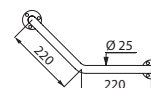
ECO straight grab bar Ø 25mm White powder-coated stainless steel - 300mm	1530	£27.22
---	-------------	---------------

White powder-coated ECO angled grab bar 135°

Tube Ø 25mm



- White powder-coated stainless steel.
- Visible fixings, secured to wall by a 3-hole plate.
- Dimensions: 220 × 220mm.
- 10-year warranty.



1550

ECO angled grab bar 135° Ø 25mm White powder-coated stainless steel	1550	£40.72
--	-------------	---------------



ACCESSIBILITY

Access is a right for people with reduced mobility. Architectural and technical provision must be made to allow everyone, disabled people, the elderly and those with reduced mobility, to **maintain maximum independence** in their day-to-day life.

In particular, they must have **easy access to all public places** such as civic buildings, cultural centres, hospitals, shops, buildings with communal living, individual housing...

THE DELABIE SOLUTION

The DELABIE Group through its Accessibility and Independence – Hygienic Accessories range delivers **a complete range of grab bars and shower seats**, as well as accessories (mirrors, soap dispensers, coat hooks, hand dryers, etc.). Hence **facilities can be adapted** to meet the specific needs of all users, regardless of their age or level of independence.

This guide provides recommendations and advice for the correct installation of our products.

However, the information is provided for guidance only. **The information and installation advice must be adapted to the appropriate regulations where they exist (e.g. installation height, length, number of products and accessible facilities, layout, etc.). These may vary considerably from country to country.**

In order to meet these requirements, **sanitary installations** such as shower cubicles, changing rooms, wash basins and toilets should be adapted to ensure that they are suitable for disabled people.

For DOC M recommendations see pages 61 - 71.

WCs

Every building providing public toilet facilities should incorporate a toilet that is accessible **by wheelchair users** and **an accessible washbasin** on every floor that has public access.

Disabled toilets should be installed near to non-disabled toilets so that they are grouped together.

If there are separate toilets for each sex, a disabled toilet should be available for each sex. Washbasins, or at least one washbasin per group of washbasins, should be accessible by disabled people, as well as the various fittings, especially **mirrors, soap dispensers and hand dryers**.

Buildings with accommodation

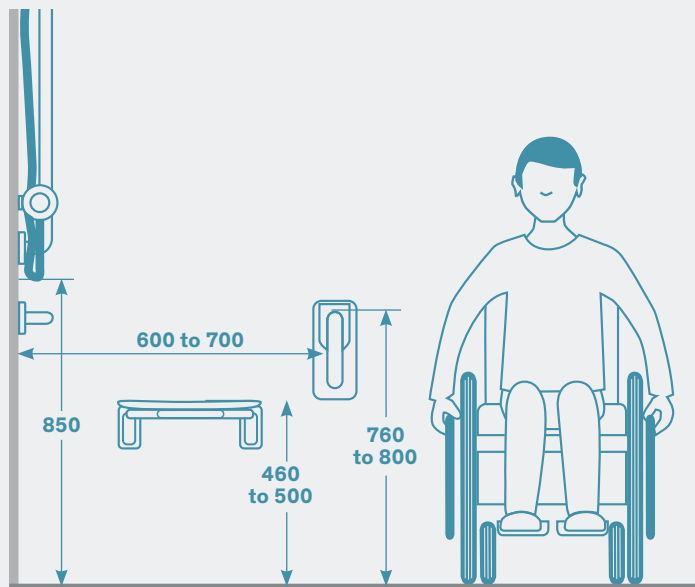
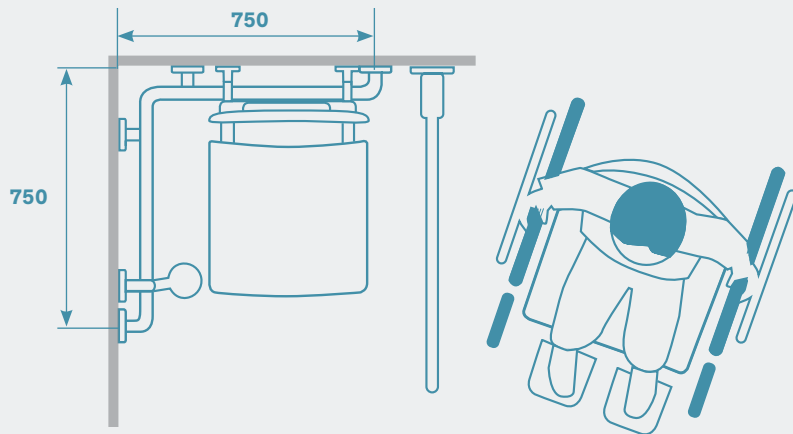
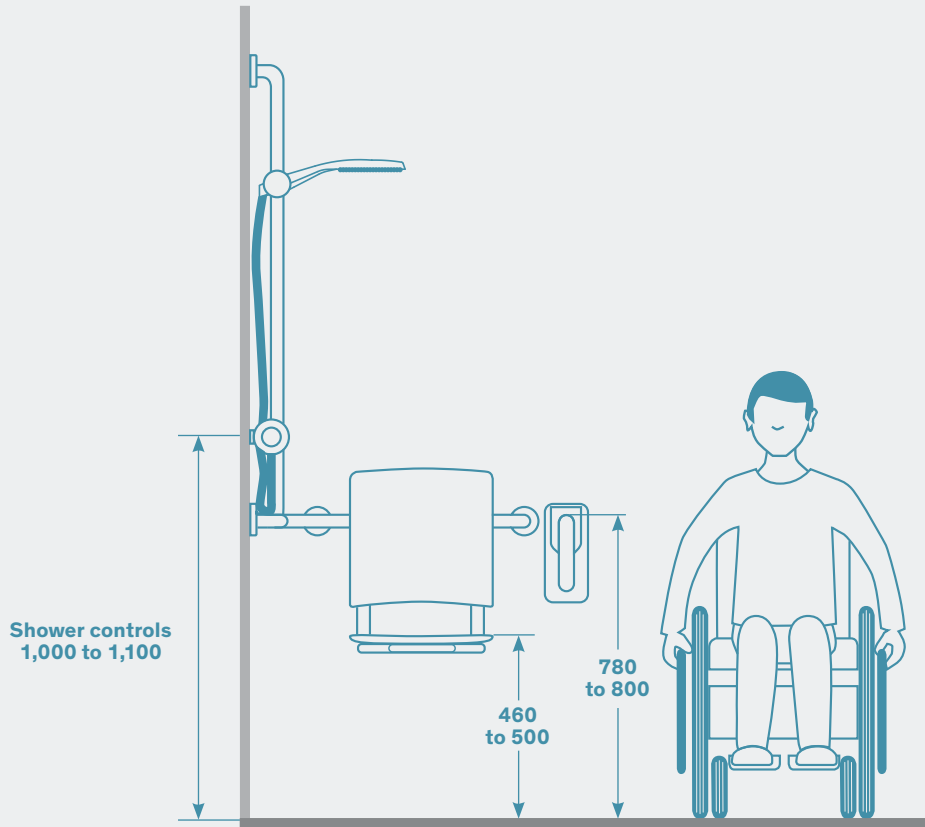
All buildings that provide accommodation for the public must also provide rooms that are suitable for disabled use and that can be occupied by a person in a wheelchair.

Ratio of adapted rooms in relation to the total number of bedrooms in the building	
Up to 20 rooms	1 room
Up to 50 rooms	2 rooms
More than 50 rooms	1 additional room for every 50 rooms

Buildings accommodating older people or people with a motor disability

All bedrooms or accommodation, bathrooms, showers and toilets must be suitable for disabled people.





SHOWERS

In buildings that provide showers or changing rooms (swimming pools, hotels, hospitals, retirement homes, etc.) showers should incorporate in principle:

- Equipment enabling people to sit down and access to a support when seated or standing: **a removable or lift-up shower seat, support bars with a vertical riser rail and drop-down support rails.**
- **A free space - known as a utility space (0.80m x 1.30m)** - next to the equipment, providing easy access for wheelchair users.
- Equipment accessible from the seated position: **adapted taps, coat hooks, mirrors, sliding shower head holders, etc.**
- A floor trap.

We recommend installing a thermostatic mixer with automatic anti-scalding failsafe - or a tap with a maximum temperature limiter - with a cool-touch body and ergonomic long lever (see our catalogue - [Water Controls for Hospitals](#)).

CHANGING ROOMS

Changing rooms should similarly provide a seat with suitable support bars as well as a utility space 1,500mm in front of the lockers.

The various accessories should be equally accessible e.g. coat hooks, mirrors and hair dryers.

For **DOC M** recommendations see pages 61 - 71.

Examples of suitable products



Removable shower seat to hang on grab bars
Ref. 510300N



Removable lift-up Be-Line® shower seat with leg
Ref. 511930C



NylonClean drop-down support rail
Ref. 51160N



Be-Line® two-wall grab bar with sliding vertical riser rail
Ref. 511949C



UltraPolish stainless steel straight grab bars 300 - 900mm
Ref.s 5050, 50504, 50505...



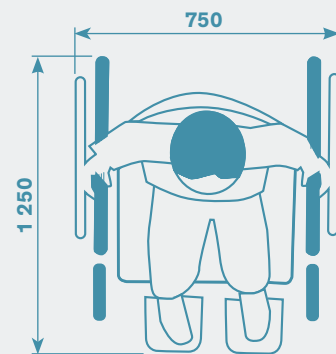
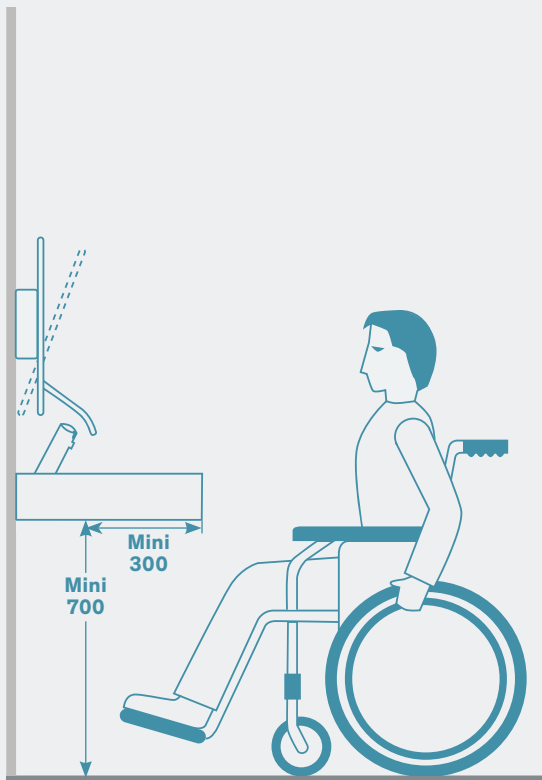
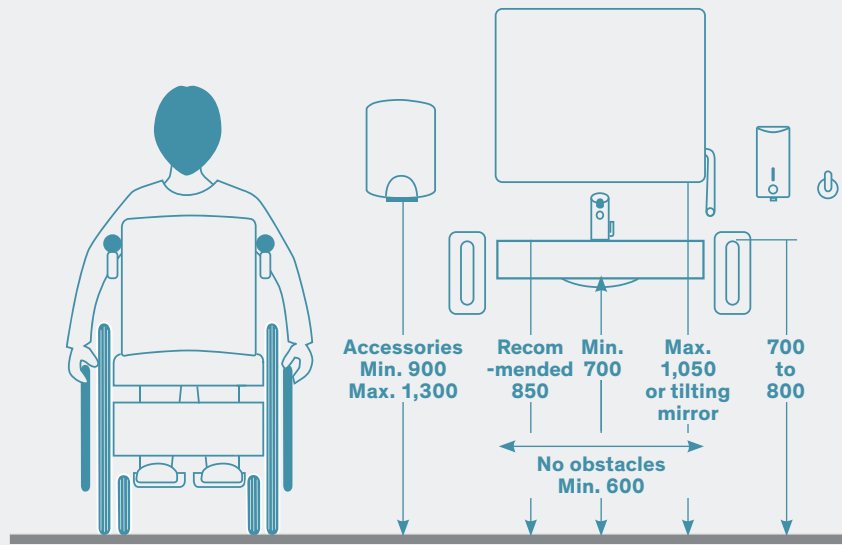
Sliding shower head holder and sliding soap dish
Ref.s 4110P and 510120



Recessed thermostatic shower mixer
Ref. H9633L



Slimline shower tray
Ref. 150500



Standard dimensions
 for a wheelchair

WASHBASINS

Disabled WCs should incorporate **specific washbasins**.

The top of the washbasin should be installed at the recommended height of 850mm and there should be a free area at least 300mm deep, 600mm wide, at a height of 700mm, underneath the washbasin to allow easy access for wheelchair users.

Other equipment such as **hand dryers, soap dispensers and taps** should be accessible for users in a seated position and placed at a height between 900 and 1,300mm.

A mirror should also be installed. If the mirror does not tilt, the lower edge should be fixed at a maximum height of 1,050mm. **Grab bars** or a **washbasin support frame** may be added to provide additional safety and comfort.

We recommend installing an electronic or soft-touch time flow tap; or a tap with an ergonomic lever, with a maximum temperature limiter (see our catalogues [Commercial Water Controls](#), [Water Controls for Hospitals and Stainless Steel Sanitary Ware](#)).

For DOC M recommendations see pages 61 - 71.

Examples of suitable products




Wall support rail
Ref. 510161P



Tilting mirror with long, ergonomic lever
Ref. 510201N



Electronic soap dispenser
Ref. 512066P



Stainless steel coat hook
Ref. 4043P




HIGHFLOW air pulse hand dryer
Ref. 510622



MINERALCAST PMR washbasin
Ref. 132306



Long lever mixer
Ref. 27216LEP



Electronic mixer
Ref. 49000615

WCs

In toilets, a utility space for turning and manoeuvring should be envisaged during construction.

The toilet seat should be installed between 450 and 500mm from the floor and **at least one support bar, to allow wheelchair users to transfer** to the toilet seat, should be installed at a height between 700 and 800mm. The support bars and their fixings should be able to withstand the full weight of an adult.

A drop-down support rail will facilitate side access.

We recommend that the length of the support bar should equal that of the WC pan plus approximately 150mm. If the toilet does not have an exposed cistern, a backrest should be included to avoid any risk of the user falling backwards.

A rectangular space to manoeuvre, at least 800 × 1,300mm should be provided next to the WC pan and a **turning space of 1,500mm** should also be provided to allow a wheelchair to turn through 180 degrees.

We recommend mounting a **400mm grab bar** on the back of the door to help with closing/opening.

An electronic flush is ideal for disabled toilets.

A washbasin equipped with an electronic or time-flow tap/mixer valve with soft-touch operation, or ergonomic control lever, and with a temperature limiter must be installed (see our catalogues [Commercial Water Controls](#), [Water Controls for Hospitals and Stainless Steel Sanitary Ware](#)).

For DOC M recommendations see pages 61 - 71.

Examples of suitable products




UltraPolish stainless steel drop-down support rail
Ref. 510164P



UltraPolish stainless steel grab bar 135°, 400 × 400mm
Ref. 5082P




Be-Line® straight grab bars 300 - 900mm
Ref. 511903, 511904...



WC with 700mm pan
Ref. 110710



Frame system with TEMPOMATIC dual control electronic WC valve
Ref. 564065DE + 464006



TEMPOMATIC WC cross wall electronic flush valve
Ref. 463150



Ergonomic toilet brush set
Ref. 510051P



PMR XS washbasin
Ref. 120400

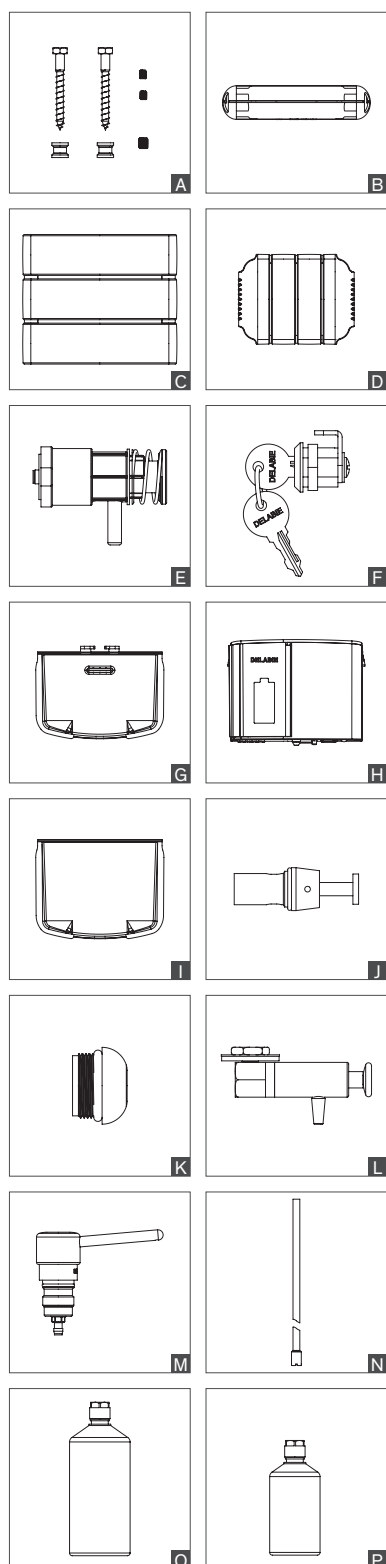


Spare parts Reference index

SPARE
PARTS
178

REFERENCE INDEX
180

ACCESSIBILITY



	Repair kit		Type
Be-Line®			
Fixing kit	5119FIX	£15.00	A
Fixing kit for DOC M grab bars	5119MFIX	£31.89	-

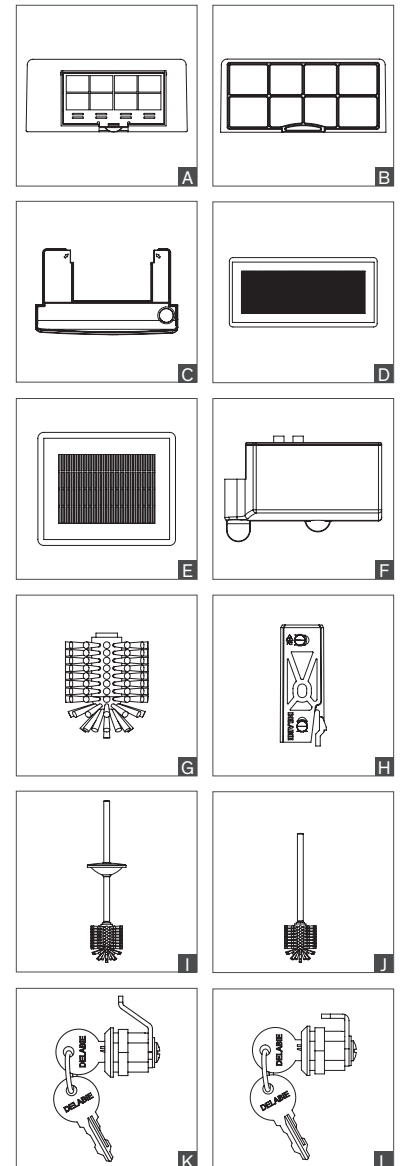
	Repair kit		Type
Basic			
Cover for shower seat hinges 510400	510400C	£19.84	B
3 × slats for shower seat 510400	510400L	£116.20	C
3 × slats for stool 510418	510418L	£117.79	C
4 × slats for large shower seat 510410	510410L	£177.35	D

SOAP DISPENSERS

	Repair kit		Complete mechanism		Type
510580-510581-510582-510583-510584-510586					
Pump	51058M	£48.13	-	-	E
Lock	SER2911V	£18.93	-	-	F
Lid for tank	51058CO	£9.36	-	-	G
512066					
Electronic unit + O-ring	51206BC	£115.98	-	-	H
Lid for tank	51206CR	£7.16	-	-	I
Lock	SER2911V	£18.93	-	-	F
6566 - 6567					
Complete valve only	6568	£27.33	-	-	J
Level control window only	6569	£6.86	-	-	K
6580 - 6583					
Pump	6580SRV	£54.80	-	-	L
729xxx					
729008, 729108, 729508	729302	£18.93	729308	£68.30	M
729012, 729112, 729512	729302	£18.93	729312	£73.53	M
729150, 729200	729302	£18.93	729303	£68.30	M
PVC tube + non-return valve carrier & non-return valve	729TUB	£11.24	-	-	N
1L tank, for ref.s 729008, 729112	729501	£20.55	-	-	O
0.5L tank, for ref.s 729508, 729512	729500	£17.83	-	-	P

HAND DRYERS

	Repair kit		Type
SPEEDJET 510621			
Filter (after 2013)	510621F	£28.66	A
Filter (before 2013)	510621FA	£30.03	B
Drip tray	510621R	£38.37	C
SPEEDJET 2 510623 without drip tray			
HEPA filter for hand dryer without drip tray	510623F	£109.65	D
SPEEDJET 2 510624 with drip tray			
HEPA filter for hand dryer with drip tray	510624F	£59.21	E
Drip tray for SPEEDJET 2 in black	510624RB	£82.89	F
Drip tray for SPEEDJET 2 in anthracite	510624RC	£82.89	F
Drip tray for SPEEDJET 2 in white	510624RW	£82.89	F



TOILET BRUSH SET

	Repair kit		Type
Brush without handle	4051L	£6.33	G
Wall bracket & fixings for toilet brush set 4048, 4051 & 510051	4051FIX	£10.97	H
Bright polished stainless steel			
Toilet brush set with lid in bright polished stainless steel for ref.s 4050P, 4051P, 510050P & 510051P	4051MLP	£47.93	I
Toilet brush set without lid in bright polished stainless steel for ref.s 4048P & 4049P	4048MLP	£21.06	J
Polished satin stainless steel			
Toilet brush set with lid in polished satin stainless steel for ref.s 4050S, 4051S, 510050S & 510051S	4051MLS	£44.58	I
Toilet brush set without lid in polished satin stainless steel for ref.s 4048S & 4049S	4048MLS	£19.64	J
White powder-coated stainless steel			
Toilet brush set with lid in white powder-coated stainless steel for ref.s 4050EW, 4051EW, 510050W & 510051W	4051MLW	£45.49	I
Toilet brush set without lid in white powder-coated stainless steel for ref.s 4048EW & 4049EW	4048MLW	£20.22	J
Metallised anthracite stainless steel			
Toilet brush set with lid in metallised anthracite stainless steel for ref.s 4051C & 510051C	4051MLC	£45.49	I
Toilet brush set without lid in metallised anthracite stainless steel for ref. 4048C	4048MLC	£21.32	J
Matte white powder-coated stainless steel			
Toilet brush set with lid in matte white powder-coated stainless steel for ref.s 4051MW & 510051MW	4051MLMW	£45.49	I
Toilet brush set without lid in matte white powder-coated stainless steel for ref. 4048MW	4048MLMW	£21.32	J

TOILET PAPER DISPENSERS

	Repair kit		Type
Lock for toilet paper dispenser for 2 rolls ref.s 1660, 1660S & 1661	SER1660V	£7.39	K
Lock for ref.s 2900, 2901, 2902, 2910, 2911 & 2912	SER2911V	£18.93	L

PAPER TOWEL DISPENSERS

	Repair kit		Type
Lock for ref.s 2561D, 6601, 6602, 6607D, 6611, 6612 & 6617	SER2559V	£18.93	L

REF.	DESCRIPTION	£**	P.	REF.	DESCRIPTION	£**	P.
101P	Hat & coat hook polished stainless steel	16.48	48	350506S	Basic grab bar Ø32 L600 stainless steel satin finish	63.10	165
110700	700 P floor standing WC horizontal inlet 304 st steel satin	1,240.78	126	350506W	Basic grab bar Ø32 L600 white powder-coated	58.58	162
110710	700 S wall mtd WC horizontal inlet 304 stainless steel satin	1,189.62	126	35050S	Basic grab bar Ø32 L300 stainless steel satin finish	46.97	165
110790	MONOBLOCO 700 PMR WC 304 stainless steel satin with cistern	1,483.82	126	35050W	Basic grab bar Ø32 L300 white powder-coated	39.90	162
120270	TRAPEZ basin no tap hole 304 satin st. steel w/o overflow	409.32	-	35082S	Basic grab bar 135° Ø32 400x400 3 fix points st steel satin	84.20	165
120400	PMR XS basin vert waste no tap hole 304 satin stainless steel	294.22	127	35082W	Basic grab bar 135° Ø32 400x400 3 fix points white pwd-ctd	81.39	162
120440	FRAJU PMR basin no tap hole no overflow 304 st steel satin	447.71	127	35164S	Basic drop-down rail Ø32 L850 stainless steel satin finish	206.43	165
121270	TRAPEZ basin Ø35 ctr tap hole 304 satin st. steel w/o overflow	409.32	-	35440W	Basic T-shaped shower handrail Ø32 1150x500 white pwd-ctd	165.63	162
121440	FRAJU PMR basin tap hole Ø35 no overflow 304 st steel satin	447.71	127	35481W	Shower bar + upright Basic Ø32 white powder coated	242.86	163
123400	PMR XS basin vert waste Ø35 right tap hole 304 satin st steel	294.22	127	355	Straight curtain rail polished st steel Ø16 - 1m cut-to-size	34.55	55
1301W	Robe hook x 1 hook stainless steel and metal white pwd-ctd	19.35	48	356	Straight curtain rail polished st steel Ø16 - 2m cut-to-size	57.57	55
1302W	Robe hook x 2 hooks stainless steel and metal white pwd-ctd	35.32	48	3565	Toilet roll holder white powder-coated 304 stainless steel	35.58	37
1303W	Robe hook x 3 hooks stainless steel and metal white pwd-ctd	54.63	48	3569	Wall mounted soap basket angled model polished st steel	39.99	33
132306	MINERALCAST PMR wall mounted basin L.785 Ø35 centre hole	674.32	157	358	ECO telescopic curtain rail Ø20 - 0.76-1.26m polished alu	18.07	55
1358	ECO telescopic curtain rail Ø20 - 0.8-2.10m polished alu	21.74	55	359	Extending curtain rail Ø20 polished stainless steel	67.06	55
1367	Angled curtain rail Ø20 - 0.9x0.9m polished stainless steel	88.99	55	360	*Angled curtain rail Ø16 0.7x0.7m pol stst (whl stk then 361)	60.26	-
138	Replaced by 510047P	-	-	361	Angled curtain rail Ø16 - 0.8x0.8m polished stainless steel	58.45	55
1381	Shower curtain 0.9x2m white PVC	15.63	57	362	Adj angled curtain rail 0.7-0.9m polished stainless steel	97.89	55
1382	Shower curtain 1.2x2m white PVC	17.05	57	374001	Hyperco liquid soap dispenser 0.9L white ABS	72.56	59
1386	Shower curtain 1.8x2m white PVC	21.10	57	379	Non slip shower mat white rubber	28.07	57
1449	Round pedal bin 3L white powder-coated	41.87	20	381	Shower curtain 0.9x1.8m white PVC	13.67	57
150500	PMR 800x800 shower tray depth 30mm 304 stainless steel satin	473.30	127	382	Shower curtain 1.2x1.8m white PVC	14.82	57
150600	PMR 900x900 shower tray depth 30mm 304 stainless steel satin	537.26	127	387	Shower curtain 1.8x1.8m white PVC	18.40	57
1530	ECO grab bar Ø25 L300 white powder-coated stainless steel	27.22	166	390	6 x Shower curtain rings chrome plated brass	25.43	57
1550	ECO grab rail 135° Ø25 220x220 white pwd-ctd stainless steel	40.72	166	390BIS	6 x Shower curtain rings plastic	9.13	57
1660	Toilet paper dispenser 2 rolls polished 304 stainless steel	156.27	37	4042P	Robe hooks x 2 hooks polished stainless steel	31.01	49
1660S	Toilet paper disp. 2 rolls 304 stainless steel satin finish	156.27	37	4042S	Robe hooks x 2 hooks polished satin stainless steel	31.01	49
1661	Toilet paper disp. 2 rolls white pwd-ctd 304 stainless steel	156.27	37	4042W	Robe hooks x 2 hooks white powder-coated stainless steel	28.68	49
2359	Straight curtain rail polished st steel Ø20 - 1m cut-to-size	55.25	55	4043BK	Coat hook Ø62x65 matte black stainless steel	20.92	7
2390	Sleeve connector for 2 tubes Ø20	10.61	54	4043EW	Coat hook Ø62 x 65 white powder-coated stainless steel	16.39	49
2392	2 x Fixing plates for tube Ø20	32.27	54	4043N	Coat hook Ø62x65 Nylon	10.28	49
2393	Angled connector for tube Ø20	25.43	54	4043P	Coat hook Ø62x65 polished stainless steel	18.18	49
2396	Polished stainless steel tube Ø20 L600	15.31	54	4043S	Coat hook Ø62x65 stainless steel satin finish	18.18	49
2397	Polished stainless steel tube Ø20 L700	17.29	54	4047EW	Coat hook Ø62x100 white powder-coated stainless steel	18.42	49
2398	Polished stainless steel tube Ø20 L800	19.39	54	4047P	Coat hook Ø62x100 polished stainless steel	18.91	49
2399	Polished stainless steel tube Ø20 L900	21.36	54	4048C	WC brush set wall mtd without lid metallised anth. st steel	70.18	35
2400	Polished stainless steel tube Ø20 L1000	23.42	54	4048EW	WC brush set wall mounted without lid white pwd-ctd st steel	70.18	41
2561D	Dispenser and bin for hygienic bags polished stainless steel	299.50	43	4048MLC	WC brush assembly without lid metallised anthr. st steel	21.32	179
2900	Toilet paper dispenser 200m white lacquered steel	76.06	39	4048MLMW	WC brush assembly without lid matte white pwd-ctd st steel	21.32	179
2901	Toilet paper dispenser 200m polished 304 stainless steel	115.56	39	4048MLP	WC brush assembly without lid polished st steel	21.06	179
2902	Toilet paper dispenser 200m 304 stainless steel satin finish	115.56	39	4048MLS	WC brush assembly without lid stainless steel satin	19.64	179
2909	Hyperco toilet paper dispenser 400m white ABS	52.53	59	4048MLW	WC brush set assembly without lid white epoxy st steel	20.22	179
2910	Toilet paper dispenser 400m white lacquered steel	96.29	39	4048MW	WC brush set wall mtd without lid matte white pwd-ctd st steel	70.18	35
2911	Toilet paper dispenser 400m polished 304 stainless steel	169.59	39	4048P	WC brush set wall mounted without lid polished st steel	70.18	41
2912	Toilet paper dispenser 400m 304 stainless steel satin finish	169.59	39	4048S	WC brush set wall mounted without lid stainless steel satin	70.18	41
301	Robe hook x 1 hook polished stainless steel and chrome	19.90	48	4049EW	WC brush set floor std without lid white pwd-ctd st steel	62.26	41
302	Robe hook x 2 hooks polished stainless steel and chrome	36.49	48	4049P	WC brush set floor standing without lid polished st steel	62.26	41
303D	Robe hook x 3 hooks polished stainless steel and chrome	56.06	48	4049S	WC brush set floor standing without lid st steel satin	62.26	41
3361	Hyperco WC brush set wall or floor mounted	14.89	58	4050EW	WC brush set floor standing with lid white pwd-ctd st steel	96.69	41
3362	Toilet brush Nylon (for brush set 3361)	7.85	58	4050P	WC brush set floor standing with lid polished st steel	96.69	41
3364	Eco ceiling support L800 for rail Ø16 st steel + brass	26.56	56	4050S	WC brush set floor standing with lid st steel satin finish	96.69	41
3365	Eco ceiling support L800 for rail Ø20 st steel + brass	27.05	56	4051BK	WC brush set wall mtd with lid matte black stainless steel	120.31	7
3372	Ceiling support L1000 for rail Ø16 polished stainless steel	49.12	56	4051C	WC brush set wall mounted with lid metallised anth. st steel	104.63	35
3450	Rectangular bathroom mirror 420x600 6mm thick	60.20	46	4051EW	WC brush set wall mounted with lid white pwd-ctd st steel	104.63	41
3451	Rectangular bathroom mirror 360x480 6mm thick	46.89	46	4051FIX	Wall bracket for toilet brush set type 4051	10.97	179
3452	Unbreakable bathroom mirror 10x385x485 mirror pol st steel	179.18	47	4051L	WC brush without handle	6.33	179
3453	Unbreakable bathroom mirror 1x400x600 polished st steel	177.26	47	4051MLC	WC brush assembly with lid metallised antracite st. steel	45.49	179
3454	Rectangular bathroom mirror 500x750 6mm thick	79.07	46	4051MLMW	WC brush assembly with lid matte white powder-coated st. steel	45.49	179
3458	Unbreakable bathroom mirror 10x485x585 mirror pol st steel	233.48	47	4051MLP	WC brush assembly with lid polished stainless steel	47.93	179
3459	Unbreakable bathroom mirror 10x595x980 mirror pol st steel	407.27	47	4051MLS	WC brush assembly with lid stainless steel satin	44.58	179
350504S	Basic grab bar Ø32 L400 stainless steel satin finish	52.24	165	4051MLW	WC brush assembly with lid white epoxy st steel	45.49	179
350504W	Basic grab bar Ø32 L400 white powder-coated	47.75	162	4051MW	WC brush set wall mtd with lid matte white pwd-ctd st steel	104.63	35
350505S	Basic grab bar Ø32 L500 stainless steel satin finish	56.93	165	4051N	WC brush wall mounted with ergonomic handle white Nylon	81.10	42
350505W	Basic grab bar Ø32 L500 white powder-coated	51.06	162	4051P	WC brush set wall mounted with lid polished stainless steel	104.63	41

References prefixed by * are available while stocks last. References are listed in ascending alphanumerical order. ** Price excludes VAT.

REF.	DESCRIPTION	£**	P.	REF.	DESCRIPTION	£**	P.
4051S	WC brush set wall mounted with lid stainless steel satin	104.63	41	510042N	Double hook white Nylon	8.07	49
4070N	Spare toilet roll holder white Nylon	38.93	37	510043N	Single hook white Nylon	7.37	49
4070P	Spare toilet roll holder polished stainless steel	48.08	37	510047P	Bright polished stainless steel hook	12.98	48
4070S	Spare toilet roll holder polished satin stainless steel	48.08	37	510047S	Satin finish stainless steel hook	12.98	48
4081EW	U-shaped toilet roll holder white pwd-ctd stainless steel	34.63	36	510047W	White powder coated stainless steel hook	12.98	48
4081N	U-shaped toilet roll holder white Nylon	21.90	36	510050P	WC brush set floor standing lid + ergo handle pol st steel	118.89	42
4081P	U-shaped toilet roll holder polished stainless steel	36.85	36	510050S	WC brush set floor standing lid + ergo handle st steel satin	118.89	42
4081S	U-shaped toilet roll holder stainless steel satin finish	36.85	36	510050W	WC brush set floor std lid +ergo handle wht pwd-ctd st steel	118.89	42
4110P	Shower head holder chrome plated metal for bar Ø25 & Ø32	53.88	121	510051C	WC brush set wall mtd lid + ergo handle anthracite st steel	129.67	35
423	*Lift-up shower seat with slats (while stock then 510420)	221.71	-	510051MW	WC brush set wall mtd lid + ergo handle matte white st steel	129.67	35
435	Toilet booster seat with lid white plastic	114.60	122	510051P	WC brush set wall mounted lid +ergo handle polished st steel	129.67	42
4359	Straight curtain rail polished st steel Ø20 - 2m cut-to-size	78.42	55	510051S	WC brush set wall mtd lid + ergonomic handle st steel satin	129.67	42
437	Replaced by 510420	-	-	510051W	WC brush set wall mtd lid + ergo handle white pwd-ctd st st	129.67	42
4373	Ceiling support L1000 for rail Ø20 polished stainless steel	67.61	56	510081	Toilet roll holder for bars Ø32-34 grey Nylon	29.02	122
438	Replaced by 510430	-	-	510081N	Toilet roll holder for bars Ø32-34 white Nylon	29.02	151
447	Non slip duck board semi-rigid white plastic	31.85	57	510081P	Toilet roll holder for bars Ø32-34, chrome-plated	34.94	122
449	Round pedal bin 3L polished stainless steel	45.41	20	510082P	Double toilet roll holder bright polished stainless steel	37.31	36
450P	Round pedal bin 5L polished stainless steel	59.94	20	510082S	Double toilet roll holder polished satin stainless steel	37.31	36
460	Wall mounted rectangular bin 13L polished stainless steel	142.47	20	510082W	Double toilet roll holder powder-coated stainless steel	37.31	36
462	Wall mounted rectangular bin with cover 13L pol st steel	185.62	20	510083BK	Single toilet roll holder matte black stainless steel	33.29	7
465	Slimline wall mounted rectangular bin 4,5L polished st steel	152.53	20	510083P	Single toilet roll holder bright polished stainless steel	28.95	36
465S	Slimline wall mounted rectangular bin 4.5L satin st. steel	152.53	20	510083S	Single toilet roll holder polished satin stainless steel	28.95	36
50504N	Grab bar Ø32 L400 white Nylon	74.78	138	510083W	Single toilet roll holder powder-coated stainless steel	28.95	36
50504P2	Grab bar Ø32 L400 polished stainless steel	72.87	105	5100DP2	Right-angled bar (right) Ø32 polished stainless steel	343.42	114
50504S	Grab bar Ø32 L400 Stainless steel satin finish	72.87	105	5100DS	Right-angled bar (right) Ø32 stainless steel satin	343.42	114
50505N	Grab bar Ø32 L500 white Nylon	82.25	138	5100GP2	Right-angled bar (left) Ø32 polished stainless steel	343.42	114
50505P2	Grab bar Ø32 L500 polished stainless steel	78.56	105	5100GS	Right-angled bar (left) Ø32 stainless steel satin finish	343.42	114
50505S	Grab bar Ø32 L500 stainless steel satin finish	78.56	105	5100N	Right-angled bar Ø32 white Nylon	317.78	143
50506N	Grab bar Ø32 L600 white Nylon	88.91	138	510104S	Anti-lig coat hook Ø90 304 st steel satin (ex-0011040000)	133.45	48
50506P2	Grab bar Ø32 L600 polished stainless steel	84.26	105	510110	Shower head holder white Nylon for bar Ø32	33.81	151
50506S	Grab bar Ø32 L600 stainless steel satin finish	84.26	105	510110NG	Shower head holder grey Nylon for bar Ø32	17.74	121
50509N	Grab bar Ø32 L900 white Nylon	112.17	138	510120	Clip-on sliding shower soap dish clear for bar Ø25&32	24.99	121
50509P2	Grab bar Ø32 L900 polished stainless steel	101.34	105	510120N	Clip-on sliding shower soap dish white Nylon for bar Ø25&32	24.99	151
50509S	Grab bar Ø32 L900 Stainless steel satin finish	101.34	105	510150	Chrome-plated cover plate (bars 510160-510164-510162-510170)	61.17	111
5050N	Grab bar Ø32 L300 white Nylon	70.22	138	510150N	Cover plate white Nylon (for bars 5160N-5164N-5162N-5170N)	43.08	141
5050P2	Grab bar Ø32 L300 polished stainless steel	67.19	105	510151S	Female wall sticker 304 st steel satin (ex-0011410000)	26.89	50
5050S	Grab bar Ø32 L300 stainless steel satin finish	67.19	105	510152S	Male wall sticker 304 stainless steel satin (ex-0011400000)	26.89	50
5055P2	Grab bar Ø25 L300 polished stainless steel	64.98	105	510153S	Disabled wall sticker 304 st steel satin (ex-0011370000)	26.89	50
5056P2	Grab bar Ø25 L400 polished stainless steel	69.14	105	510154S	WC wall sticker 304 stainless steel satin (ex-0011420000)	26.89	50
5057P2	Grab bar Ø25 L500 polished stainless steel	74.73	105	510155S	Mixed disabled sticker 304 st steel satin (ex-0011380000)	28.42	50
5058P2	Grab bar Ø25 L600 polished stainless steel	82.94	105	510156S	Wall sign, baby changing room, 304 satin stainless steel	26.89	50
5059P2	Grab bar Ø25 L900 polished stainless steel	90.98	105	510158	White polyester weighted shower curtain 790 x 880mm + rings	45.21	57
5060DP2	Discontinued	-	-	510159N	Lift-up splash guard curtain rail L. 900mm white Nylon	253.25	56
5070DP2	L-shaped handrail (right) Ø32 H750 polished stainless steel	184.60	113	510159P	Lift-up splash guard curtain rail L. 900mm polished st steel	253.25	56
5070DS	L-shaped handrail (right) Ø32 H750 stainless steel satin	184.60	113	510159S	Lift-up splash guard curtain rail L. 900mm satin st steel	253.25	56
5070GP2	L-shaped handrail (left) Ø32 H750 polished stainless steel	184.60	113	510160P	Drop-down support rail Ø32 L650 polished stainless steel	320.92	111
5070GS	L-shaped handrail (left) Ø32 H750 stainless steel satin	184.60	113	510160S	Drop-down support rail Ø32 L650 stainless steel satin finish	320.92	111
5070N	L-shaped handrail Ø32 H750 white Nylon	191.01	145	510161P	Wall support rail Ø32 L650 polished stainless steel	313.58	109
5071DP2	L-shaped handrail (right) Ø32 H1150 polished stainless steel	208.66	113	510161S	Wall support rail Ø32 L650 stainless steel satin finish	313.58	109
5071DS	L-shaped handrail (right) Ø32 H1150 stainless steel satin	208.66	113	510162P	Drop-down rail with leg Ø32 L650 polished stainless steel	383.18	111
5071GP2	L-shaped handrail (left) Ø32 H1150 polished stainless steel	208.66	113	510162S	Drop-down rail with leg Ø32 L650 stainless steel satin	383.18	111
5071GS	L-shaped handrail (left) Ø32 H1150 stainless steel satin	208.66	113	510164P	Drop-down support rail Ø32 L850 polished stainless steel	353.01	111
5071N	L-shaped handrail Ø32 H1245 white Nylon	233.04	145	510164S	Drop-down support rail Ø32 L850 stainless steel satin finish	353.01	111
5081N	Grab rail 135° Ø32 400x400 3 fixing points white Nylon	133.91	137	510170P	Drop-down rail with leg Ø32 L850 polished stainless steel	413.24	111
5081P2	Grab rail 135° Ø32 400x400 2 fix. points polished st steel	97.00	107	510170S	Drop-down rail with leg Ø32 L850 stainless steel satin	413.24	111
5081S	Grab rail 135° Ø32 400x400 2 fixing points st steel satin	97.00	107	510201N	Adjustable mirror 600 x 500mm with white Nylon handle	277.80	45
5082P	Grab rail 135° Ø32 400x400 3 fix. points polished st steel	111.55	107	510202C	Adjustable mirror 600 x 500mm with anthracite handle	240.33	45
5082S	Grab rail 135° Ø32 400x400 3 fixing points st steel satin	111.55	107	510202N	Adjustable mirror 600 x 500mm with white handle	240.33	45
5082W	Grab rail 135° Ø32 400x400 3 fix points wht pwd-ctd st steel	135.39	107	510202P	Adjustable mirror 600 x 500mm with polished handle	240.33	45
5083N	Grab rail 135° Ø32 220x220 3 fix. points wht Nylon	117.92	137	510202S	Adjustable mirror 600 x 500mm with polished satin handle	240.33	45
5083P	Grab rail 135° Ø32 220x220 2 fix. points polished st steel	92.62	107	510300	Removable Comfort shower seat polished stainless steel	589.02	101
5083S	Grab rail 135° Ø32 220x220 2 fixing points st steel satin	92.62	107	510300N	Removable Comfort shower seat white pwd-ctd stainless steel	589.02	133
5086P2	Grab rail 135° Ø25 400x400 2 fix. points polished st steel	78.05	107	510300S	Removable Comfort shower seat stainless steel satin finish	589.02	101
5087P	Grab rail 135° Ø25 400x400 3 fix. points polished st steel	89.59	107	510400	ALU lift-up shower seat with leg	152.56	161

References prefixed by * are available while stocks last. References are listed in ascending alphanumerical order. ** Price excludes VAT.

REF.	DESCRIPTION	£**	P.	REF.	DESCRIPTION	£**	P.
510400C	Cover for seat articulation 510400	19.84	178	510712S	Paper towel dispenser rec 304 st steel satin (ex-001320000)	282.62	22
510400L	3 x slats for seat 510400	116.20	178	510713S	Bin with push flap 18L rec 304 st steel satin (ex-0013320000)	353.28	22
510410	ALU lift-up shower seat with leg - large model	251.50	161	510714S	Paper towel disp + 10L bin rec combi unit (ex-0013680000)	455.34	23
510410L	4 x slats for large seat 510410	177.35	178	510715S	Paper towel disp + 30L bin rec combi unit (ex-2015101324)	710.67	23
510418	ALU shower stool	141.98	161	510716S	Dryer, paper towel disp + bin rec combi unit (ex-0013690000)	1,256.10	23
510418L	3 x slats for stool 510418	117.79	178	510788P	Single towel rail Ø20 L600 polished stainless steel	41.00	51
510420	Lift-up Comfort shower seat polished stainless steel	394.28	102	510788S	Single towel rail Ø20 L600 stainless steel satin finish	41.00	51
510420N	Lift-up Comfort shower seat white pwd-ctd stainless steel	394.28	134	510788W	Single towel rail Ø20 L.600 white powder-coated st steel	38.93	51
510420S	Lift-up Comfort shower seat stainless steel satin finish	394.28	102	510790P	Double towel rail Ø20 L600 polished stainless steel	65.99	51
510429	Comfort backrest for shower seat polished stainless steel	219.61	102	510790S	Double towel rail Ø20 L600 stainless steel satin finish	65.99	51
510429N	Comfort backrest for shower seat white pwd-ctd st steel	219.61	134	510790W	Double towel rail Ø20 L.600 white powder-coated st steel	62.68	51
510429S	Comfort backrest for shower seat st steel satin finish	219.61	102	510910BK	Toilet roll holder for 400m roll, 304 matte black st steel	149.81	7
510430	Lift-up Comfort shower seat + leg polished stainless steel	530.07	103	510910S	Toilet roll holder for 400m roll, 304 satin stainless steel	130.26	39
510430N	Lift-up Comfort shower seat with leg white powder-coated	530.07	135	510911BK	Toilet roll holder for 200m roll, 304 matte black st steel	119.83	7
510430S	Lift-up Comfort shower seat with leg st steel satin finish	530.07	103	510911S	Toilet roll holder for 200m roll, 304 satin stainless steel	104.19	39
510434	Lift-up Comfort shower seat + backrest polished st steel	612.43	102	511516W	Basic drop-down rail Ø32 L760 white powder-coated	158.15	164
510434N	Lift-up Comfort shower seat + backrest white powder-coated	612.43	134	511517W	Drop down rail with leg Basic Ø32 L.760 white powder coated	258.74	164
510434S	Lift-up Comfort shower seat + backrest st steel satin finish	612.43	102	511804MC	Be-Line® DOC M WC Pack metallised anthracite	791.38	65
510436	Lift-up Comfort shower seat + backrest + leg stainless steel	748.21	103	511804MW	Be-Line® DOC M WC Pack matte white	791.38	65
510436N	Lift-up Comfort shower seat with backrest + leg white pwd-ctd	748.21	135	511809MC	Be-Line® DOC M WC Pack metallised anthracite with backrest	989.51	65
510436S	Lift-up Comfort shower seat + backrest + leg st steel satin	748.21	103	511809MW	Be-Line® DOC M WC Pack matte white with backrest	989.51	65
510461P	Wall mtd rect bin 25L polished 304 st steel (ex-0010350100)	141.32	19	511811MC	Be-Line® DOC M Ambulant Disabled Pack metallised anthracite	330.23	65
510461S	Wall mtd rect bin 25L 304 st steel satin (ex-0010350000)	141.32	19	511811MW	Be-Line® DOC M Ambulant Disabled Pack matte white	330.23	65
510463P	Wall mtd rect bin 38L polished 304 st steel (ex-0010890100)	202.43	19	511903C	Be-Line grab bar Ø35 L.300 anthracite aluminium	75.62	83
510463S	Wall mtd rect bin 38L 304 st steel satin (ex-0010890000)	202.43	19	511903W	Be-Line grab bar Ø35 L.300 white aluminium	75.62	83
510567	Toilet roll holder 304 stainless steel satin finish	33.22	37	511904C	Be-Line grab bar Ø35 L.400 anthracite aluminium	83.20	83
510580	Liquid soap dispenser 1L polished 304 stainless steel	117.83	31	511904MC	Be-Line DOC M grab bar Ø35 L.450 anthracite aluminium	105.40	67
510581	Liquid soap dispenser 1L white powder-coated 304 st. steel	104.23	31	511904MW	Be-Line DOC M grab bar Ø35 L.450 white aluminium	105.40	67
510582	Liquid soap dispenser 1L 304 stainless steel satin finish	110.34	31	511904W	Be-Line grab bar Ø35 L.400 white aluminium	83.20	83
510583	Liquid soap dispenser 0.5L polished 304 stainless steel	110.78	31	511905C	Be-Line grab bar Ø35 L.500 anthracite aluminium	90.78	83
510584	Liquid soap dispenser 0.5L white powder-coated 304 st. steel	97.97	31	511905W	Be-Line grab bar Ø35 L.500 white aluminium	90.78	83
510586	Liquid soap dispenser 0.5L 304 stainless steel satin finish	103.74	31	511906C	Be-Line grab bar Ø35 L.600 anthracite aluminium	98.31	83
51058CO	Lid for 51058 liquid soap dispensers	9.36	178	511906MC	Be-Line DOC M grab bar Ø35 L.600 anthracite aluminium	111.31	67
51058M	Pump for soap dispenser 510580	48.13	178	511906MW	Be-Line DOC M grab bar Ø35 L.600 white aluminium	111.31	67
510601BK	Folded paper towel dispenser matte black 304 stainless steel	159.86	9	511906W	Be-Line grab bar Ø35 L.600 white aluminium	98.31	83
510601P	Folded paper towel dispenser polished stainless steel	138.98	17	511909C	Be-Line grab bar Ø35 L.900 anthracite aluminium	121.02	83
510601S	Folded paper towel dispenser stainless steel satin finish	138.98	17	511909W	Be-Line grab bar Ø35 L.900 white aluminium	121.02	83
510601W	Folded paper towel dispenser white powder-coated	125.04	17	511911C	Be-Line sliding shower head holder anthracite	38.30	92
510603S	Replaced by 510601S	-	-	511911W	Be-Line sliding shower head holder white	38.30	92
510621	SPEEDJET automatic hand dryer with pulsed air grey metal	1,449.81	12	511912C	Be-Line anthracite sliding soap dish for Be-Line bars	22.31	92
510621F	Filter for 510621 delivered after 2013	28.66	179	511912W	Be-Line white sliding soap dish for Be-Line bars	22.31	92
510621FA	Filter for 510621 delivered before 2013	30.03	179	511920C	Be-Line removable lift-up shower seat anthracite alu no leg	344.59	77
510621R	Reservoir for 510621	38.37	179	511920W	Be-Line removable lift-up shower seat white aluminium no leg	344.59	77
510622	HIGHFLOW automatic air pulse hand dryer bright st st	459.86	15	511921FW	Be-line shelf with fixing plate for refs 511920 /511930	39.01	77/79
510622BK	HIGHFLOW automatic air pulse hand dryer matte black st st	528.86	9	511921W	Be-line shelf without fixing plate for refs 511920 /511930	27.25	77/79
510622S	HIGHFLOW automatic air pulse hand dryer satin finish st. st.	459.86	15	511922C	Shelf for grab bar metallised anthracite	26.81	92
510622W	HIGHFLOW automatic air pulse hand dryer white st. st. finish	459.86	15	511922P	Shelf for chrome-plated grab bar	38.46	121
510623C	Replaced by 510624C	-	-	511922W	Shelf for grab bar matte white	26.81	92
510623F	HEPA filter for SPEEDJET 2 without drip tray	109.65	179	511928C	Be-Line DOC M WC backrest anthracite aluminium	198.95	69/93
510623W	Replaced by 510624W	-	-	511928W	Be-Line DOC M WC backrest white aluminium	198.95	69/93
510624B	SPEEDJET 2 air pulse hand dryer, matte black with reservoir	1,302.65	9	511929	Be-Line® backrest for shower seats	164.67	77/79
510624C	SPEEDJET 2 air pulse hand dryer, anthracite with reservoir	1,196.07	13	511930C	Be-Line removable lift-up sh. seat + metallic anthracite leg	289.52	79
510624F	HEPA filter for SPEEDJET 2 with reservoir	59.21	13	511930W	Be-Line removable lift-up shower seat with white leg	289.52	79
510624RB	Reservoir for SPEEDJET 2 black	82.89	179	511941C	Be-Line corner grab bar Ø35 695x695 anthracite aluminium	216.51	90
510624RC	Reservoir for SPEEDJET 2 anthracite	82.89	179	511941W	Be-Line corner grab bar Ø35 695x695 white aluminium	216.51	90
510624RW	Reservoir for SPEEDJET 2 white	82.89	179	511943C	Be-line coat hook metallised anthracite aluminium	20.44	35/93
510624W	SPEEDJET 2 auto air pulse hand dryer, white with reservoir	1,160.53	13	511943W	Be-line coat hook matte white aluminium	20.44	35/93
510627P	Wall mounted soap dish 304 stainless steel, polished	41.67	33	511944C	Be-Line T-shaped grab bar Ø35 H.1130x500 anthracite alu	232.22	89
510627S	Wall mounted soap dish 304 stainless steel satin finish	41.67	33	511944W	Be-Line T-shaped grab bar Ø35 H.1130x500 white aluminium	232.22	89
510629	Comfort backrest for WC polished stainless steel structure	182.19	122	511946C	Be-Line bar + sliding holder Ø35 H.1050 anthracite alu	195.84	86
510629N	Nylon Comfort backrest for WC	200.97	153	511946W	Be-Line straight bar + sliding holder Ø35 H.1050 white alu	195.84	86
510629S	Comfort backrest for WC stainless steel satin finish	182.19	122	511949C	Be-Line grab bar + shower head rail Ø35 anthracite aluminium	331.80	91
510700	Wall-mounted changing table	414.48	43	511949W	Be-Line grab bar + shower head rail Ø35 white aluminium	331.80	91
510711S	Soap dispenser 1L rec 304 st steel satin (ex-0013200000)	232.57	22	511950C	Be-Line anthracite fixings cover (bars 511960-511964)	50.12	85

References prefixed by * are available while stocks last. References are listed in ascending alphanumeric order. ** Price excludes VAT.

REF.	DESCRIPTION	£**	P.	REF.	DESCRIPTION	£**	P.
511950FC	Be-line anthracite cover plate (for bars 511960-511964)	93.15	85	5164N	Drop-down support rail Ø32 L850 white Nylon	343.92	141
511950FW	Be-line white cover plate (for bars 511960-511964)	93.15	85	5164P1	Replaced by 510164P	-	-
511950W	Be-Line white cover plate (bars 511960-511964)	50.12	85	5169P1	Discontinued	-	-
511960C	Be-line drop down rail Ø42 L.650 anthracite aluminium	327.74	85	5170N	Drop-down rail with leg Ø32 L850 white Nylon	461.07	141
511960W	Be-line drop down rail Ø42 L.650 white aluminium	327.74	85	5180P2	Grab rail 90° Ø32 300x300 polished stainless steel	122.04	108
511962C	Be-Line drop-down rail with leg Ø42 L.650 anthracite aluminium	390.79	85	5180S	Grab rail 90° Ø32 300x300 stainless steel satin finish	122.04	108
511962W	Be-Line drop-down rail with leg Ø42 L.650 white aluminium	390.79	85	530	ECO grab bar Ø25 L300 polished stainless steel	27.29	166
511963C	Be-Line drop-down rail with leg Ø42 L.850 anthracite aluminium	413.30	85	531	ECO grab bar Ø25 L400 polished stainless steel	31.27	166
511963W	Be-Line drop-down rail with leg Ø42 L.850 white aluminium	413.30	85	532	ECO grab bar Ø25 L500 polished stainless steel	33.29	166
511964C	Be-line drop down rail Ø42 L.850 anthracite aluminium	352.02	69/85	536	ECO grab bar Ø25 L600 polished stainless steel	38.24	166
511964W	Be-line drop down rail Ø42 L.850 white aluminium	352.02	69/85	5440N	T-shaped shower handrail Ø32 1150x500 white Nylon	255.68	146
511965C	Toilet roll holder for Be-Line bar anthracite	35.52	93	5440P2	T-shaped shower handrail Ø32 1150x500 polished st steel	226.14	115
511965W	Toilet roll holder for Be-Line bar white	35.52	93	5440S	T-shaped shower handrail Ø32 1150x500 stainless steel satin	226.14	115
511966C	Wall-mtd toilet roll holder for Be-Line bar metallised anthr	39.67	35/93	5441N	Sliding T-shaped grab bar Ø32 1150x500 white Nylon	277.22	146
511966W	Wall-mtd toilet roll holder for Be-Line bar matte white	39.67	35/93	5441P	Sliding T-shaped grab bar Ø32 1160x500 bright polished st.st.	294.63	115
511970C	Be-Line L-shaped grab bar Ø35 H.750 anthracite aluminium	206.25	87	5441S	Sliding T-shaped grab bar Ø32 1160x500 satin polished st.st.	294.63	115
511970W	Be-Line L-shaped grab bar Ø35 H.750 white aluminium	206.25	87	5460N	Straight bar Ø32 +sliding block H1150 white Nylon	176.33	142
511971C	Be-Line L-shaped grab bar Ø35 H.1130 anthracite aluminium	236.99	87	5460P2	Straight bar Ø32 +sliding block H1150 polished st steel	180.07	112
511971W	Be-Line L-shaped grab bar Ø35 H.1130 white aluminium	236.99	87	5460S	Straight bar Ø32 +sliding block H1150 st steel satin finish	180.07	112
511982C	Be-Line grab bar 135° Ø35 400x400 3 fix pts anthracite alu	141.19	81	5481DP2	Grab bar and shower rail (right) Ø32 polished st steel	337.38	117
511982W	Be-Line grab bar 135° Ø35 400x400 3 fix pts white aluminium	141.19	81	5481DS	Grab bar and shower rail (right) Ø32 stainless steel satin	337.38	117
511983C	Be-Line grab bar 135° Ø35 220x220 3 fix pts anthracite alu	127.54	81	5481GP2	Grab bar and shower rail (left) Ø32 polished stainless steel	337.38	117
511983W	Be-Line grab bar 135° Ø35 220x220 3 fix pts white aluminium	127.54	81	5481GS	Grab bar and shower rail (left) Ø32 stainless steel satin	337.38	117
5119FIX	Mounting kit for Be-Line grab bars	15.00	178	5481N	Shower grab bar and sliding white nylon vert. bar Ø32	412.73	147
5119MFX	Mounting kit for Be-Line DOC M grab bars	31.89	178	5481P	Grab bar and sliding vert. bar Ø32 bright stainless steel	382.23	117
511MREC1	Be-Line® recessed shower pack metallised anthracite	3,245.23	62	5481S	Grab bar and sliding vert. bar Ø32 satin stainless steel	382.23	117
511MREC2	Be-Line® recessed shower pack matte white	3,245.23	62	5490N	Handrail & grab bar for shower seat Ø32 white Nylon	372.41	147
511MEXP1	Be-Line® exposed shower pack metallised anthracite	2,869.46	63	550	ECO grab rail 135° Ø25 220x220 polished stainless steel	41.91	166
511MEXP2	Be-Line® exposed shower pack matte white	2,869.46	63	551	Wall shelf 120x450 polished stainless steel	50.01	51
512021BKUK	Deck-mtd BINOPTIC liquid/foam soap disp. 1L black, UK plug	388.13	27	552	Wall shelf 120x450 white steel	41.87	51
512021PUK	Deck-mtd BINOPTIC liquid/foam soap disp. 1L chrome, UK plug	337.51	27	553	Wall shelf 120x600 polished stainless steel	55.40	51
512031PUK	Deck-mtd T4 elec. liquid/foam soap disp. 1L chrome, UK plug	337.51	27	554	Wall shelf 120x600 white steel	45.10	51
512051BKUK	Wall-mtd BINOPTIC liquid/foam soap disp. 1L black, UK plug	337.47	25	566	Toilet roll holder polished 304 stainless steel	33.22	37
512051PUK	Wall-mtd BINOPTIC liquid/foam soap disp. 1L chrome, UK plug	297.84	25	566TER	Hypereco toilet roll holder polished stainless steel	22.36	58
512066BK	Electronic liquid soap dispenser 1L matte black 304 st steel	247.81	9/29	569	Wall mounted rectangular soap basket polished st steel	37.13	33
512066P	Electronic liquid soap dispenser 1L bright pol 304 st steel	215.48	29	577	4 x Concealed lugs for mirror, 2 with spring pol st steel	5.57	46
512066S	Electronic liquid soap dispenser 1L pol satin 304 st steel	215.48	29	578	Round mirror studded peg Ø20 chrome plated brass	6.90	46
512066W	Electronic liquid soap dispenser 1L white powder-ctd 304 st st	215.48	29	600	2 x Chrome plated supports for shelf L120	16.61	51/58
512067BK	Matte black drip tray for dispensers 51058x and 512066x	43.81	29	610	Hypereco robe hook x 1 hook polished 304 stainless steel	10.57	58
512067P	Bright polished drip tray for dispensers 51058x and 512066x	37.89	29	612	Hypereco robe hook x 2 hooks polished 304 stainless steel	17.30	58
512067S	Satin drip tray for dispensers 51058x and 512066x	37.89	29	613	Hypereco robe hook x 3 hooks polished 304 stainless steel	23.58	58
512067W	White drip tray for dispensers 51058x and 512066x	37.89	29	6555	Glass shelf 120x600 rounded edges	23.67	51/58
51206BC	Electronic box for 512066 + o-ring	115.98	178	6566	Hypereco liquid soap disp 1.2L 304 st steel satin finish	71.23	59
51206CR	Tank cover for 512066 soap dispenser	7.16	178	6567	Hypereco liquid soap dispenser 1.2L polished 304 st steel	71.23	59
5120P2	Corner grab bar 2 walls Ø32 750x750 polished stainless steel	218.09	118	6568	Spare valve for liquid soap dispenser 6566 & 6567	27.33	59
5120S	Corner grab bar 2 walls Ø32 750x750 stainless steel satin	218.09	118	6569	Spare level control for soap dispenser 6566 & 6567	6.86	59
512111BKUK	C-wall BINOPTIC liquid/foam soap disp L1.2 tube, blk UK plug	367.50	25	6580	Liquid soap dispenser 1L polished stainless steel	173.81	33
512111PUK	C-wall BINOPTIC liquid/foam soap disp L1.2 tube, chr UK plug	324.35	25	6580SRV	Pump for soap dispenser 658x	54.80	178
512121BKUK	Deck-mtd BINOPTIC liq/foam soap disp L1.2m tube, blk UK plug	388.13	27	6581	Replaced by 510581	-	-
512121PUK	Deck-mtd BINOPTIC liq/foam soap disp L1.2m tube, chr UK plug	337.51	27	6583	Liquid soap dispenser 0.5L polished stainless steel	164.06	33
512131PUK	Deck-mtd T4 liquid/foam soap disp L1.2m tube, chrome UK plug	337.51	27	6601	Folded paper towel dispenser polished stainless steel	212.65	18
512151BKUK	Wall-mtd BINOPTIC liq/foam soap disp L1.2m tube, blk UK plug	337.47	25	6602	Folded paper towel dispenser white powder-coated	193.32	18
512151PUK	Wall-mtd BINOPTIC liq/foam soap disp L1.2m tube, chr UK plug	297.84	25	6603D	Hypereco folded paper towel dispenser white ABS	66.81	59
5121N	Corner grab bar for shower seat Ø32 white Nylon	235.60	148	6606	180 x Folded paper towels	9.07	17/59
512521BKUK	Deck-mtd BINOPTIC liquid/foam soap disp. 0.5L black, UK plug	388.13	27	6607D	Folded paper towel dispenser stainless steel satin finish	289.61	18
512521PUK	Deck-mtd BINOPTIC liquid/foam soap disp. 0.5L chrome UK plug	337.51	27	6611	Wall mounted paper towel bin polished stainless steel	262.74	18
512531PUK	Deck-mtd T4 liquid/foam soap dispenser 0.5L, chrome UK plug	337.51	27	6612	Wall mounted paper towel bin white powder-coated	254.77	18
512551BKUK	Wall-mtd BINOPTIC liquid/foam soap disp. 0.5L black, UK plug	337.47	25	6613D	Automatic hand dryer with adj. nozzle 360° pol 304 st steel	818.54	16
512551PUK	Wall-mtd BINOPTIC liquid/foam soap disp. 0.5L chrome UK plug	297.84	25	6614	Auto. hand dryer with adj. nozzle 360° 304 st steel satin	818.54	16
5160N	Drop-down support rail Ø32 L650 white Nylon	322.76	141	6615	Automatic hand dryer with adj. nozzle 360° white steel	744.14	16
5160P1	Replaced by 510160P	-	-	6617	Wall mounted paper towel bin stainless steel satin finish	353.46	18
5161N	Wall support rail Ø32 L650 white Nylon	270.21	139	6621	Automatic hand dryer white ABS	312.85	16
5162N	Drop-down rail with leg Ø32 L650 white Nylon	439.16	141	6624	Wall mounted hairdryer with razor plug white ABS	129.05	16
5163P1	Replaced by 510160P	-	-	6631	Automatic hand dryer polished 304 stainless steel	595.30	16

References prefixed by * are available while stocks last. References are listed in ascending alphanumerical order. ** Price excludes VAT.

REF.	DESCRIPTION	£**	P.	REF.	DESCRIPTION	£**	P.
6712	Hypereco liquid soap dispenser elbow control 0.9L white ABS	75.61	59	729312	Cartridge for soap dispenser type 729012	73.53	178
6784	Replaced by 510788P	-	-	729500	0.5L Tank for 729 soap dispenser, union F1/2"	17.83	178
6786D	Replaced by 510790P	-	-	729501	1L Tank for 729 soap dispenser, union F1/2"	20.55	178
710500	Wall mounted soap dish Bayblend® chrome plated matt	42.51	33	729508	Soap dispenser straight spout 0.5L bottle, chromed brass	99.01	32
710501	Wall mounted soap dish Bayblend® chrome plated bright	42.51	33	729512	Soap dispenser curved spout 0.5L bottle, chromed brass	103.88	32
729008	Soap dispenser straight spout 1L bottle, chromed brass	99.01	32	729TUB	Soap dispenser mech with PVC tube + NR valve docking port	11.24	178
729012	Soap dispenser curved spout 1L bottle, chromed brass	103.88	32	815	Single jet shower head M1/2" Ø100mm, scale resistant	27.47	120
729108	Soap dispenser straight spout, tube L1200, chromed brass	99.01	32	830	Shower head retaining collar for bars Ø 25-35mm	7.39	92
729112	Soap dispenser curved spout, tube L1200, chromed brass	103.88	32	CPP32P	Solid cover plate Ø72 UltraPolish polished stainless steel	15.13	122
729150	Wall mounted soap dispenser cross wall 190, chromed	111.97	32	CPP32S	Solid cover plate Ø72 UltraSatin stainless steel satin	15.13	122
729302	Maintenance kit for soap dispenser type 729150/729012	18.93	178	SER1660V	Lock for 2-roll toilet paper dispenser	7.39	179
729303	Cartridge for soap dispenser type 729150/729200	68.30	178	SER2559V	Lock for hyg. accessories except JUMBO & 51058 soap dispenser	18.93	179
729308	Cartridge for soap dispenser type 729008	68.30	178	SER2911V	Lock for JUMBO & soap dispensers of 51058 type	18.93	178

References prefixed by * are available while stocks last. References are listed in ascending alphanumerical order. ** Price excludes VAT.

Unless otherwise agreed in writing these conditions constitute the only conditions upon which DELABIE UK Ltd. ("The Company") is willing to supply the goods specified.

The Company does not sell directly to members of the public:

- The price list is provided for guidance only and does not constitute a contract. The wholesalers and installers are free to determine their prices in accordance with current regulations, taking into account their costs, services and warranty costs they bear.
- The Terms and Conditions are valid for all wholesale customers.

For all other professionals (manufacturers, export, etc.) or for any special manufacturing request, please contact us.

ORDERS AND QUOTATIONS:

These will be processed in order of receipt. We do not accept open orders or orders for call-off. All orders sent imply acceptance of our general terms and conditions of sale and customers waive any claims that may arise from clauses in their own documentation which may differ.

The customer agrees to these terms from the moment that we receive the order, which cannot be cancelled. Orders are accepted without obligation to deliver the order in full in one delivery.

Our commercial representatives are not authorised to agree additional terms verbally, or to provide verbal guarantees beyond those provided in the written contract. In the event of default or delayed payment, the Company will be entitled to suspend deliveries or cancel existing orders without any claim for damages from the customer. In the event of a change in circumstances of the buyer, we reserve the right to cancel existing orders or to demand payment guarantees.

Our quotes do not amount to specifications; specifiers and professional installers are solely responsible for the choice of products according to their intended use, current regulations and recommended guidelines.

PRICE:

Deliveries are invoiced according to the conditions in place at the date of despatch. Prices are given without guarantee and they may be changed without notice subject to fluctuations in costs, VAT or other taxes, according to the prevailing economic conditions.

Price increases will be announced one month prior to their application, and they apply to quotes and orders in hand. Orders will be despatched free-of-charge for all deliveries within mainland UK, excluding express deliveries.

PAYMENTS:

Unless otherwise stated, prices quoted are ex-works and are exclusive of value added tax. All prices will be subject to any value added tax at the appropriate rate. Payment terms, subject to credit approval and prior agreement, are strictly 30 days from invoice date. According to individual credit conditions and/or insurance requirements The Company reserves the right to request payment in advance of despatch of goods on receipt of order. We do not give discounts for early payment.

The company understands and will exercise its statutory right to claim interest and compensation for debt recovery costs under the Late Payment of Commercial Debts (interest) Act 1998 legislation if invoices are not paid according to agreed credit terms.

In the case of late payment a cash payment may be required, replacing existing conditions. We will not accept any set-off, only our assets have a legal value.

DELIVERY TIMES:

Despatch dates are indicative only and we shall not be liable for any delay or failure in carrying out our obligations where the delay or failure to deliver is caused by risks of manufacturing or where the cause is beyond our control. Delivery delay will not give rise to compensation payment or goods rejection.

SHIPPING:

Orders are sent to our distributors. We do not deliver to site. The buyer assumes responsibility for carriage and packing costs for deliveries outside mainland UK. The carrier is solely responsible for their delivery, and in the event of delay, missing items, damage or other dispute, the customer must indicate this via the delivery driver's paperwork (either electronically or in hard copy) AND follow up with written notification sent by recorded delivery within 24 hours. A copy of this letter must be addressed to us.

CLAIMS:

No claim will be allowed where the delay in reporting exceeds 8 days following receipt of the goods. The whole of the delivery cannot be rejected because of partial damages and shortages.

PROPERTY IN GOODS:

Notwithstanding any agreed terms of sale, the goods shall remain the property of the seller until payment is made in full. The failure to meet a payment deadline may result in the reclamation of these goods. The buyer assumes the risks of loss or damage, regardless of the means of delivery, as described in "DELIVERY TIMES" and "SHIPPING" above, as well as liability for the damage they might cause.

WARRANTY AND RESPONSIBILITY:

Our finished goods are warrantied against any manufacturing defect for a period of 10 years, including electronic controls, excluding other electrical accessories (e.g. hand dryers, etc.) which have a 3-year warranty from the invoice date. This does not apply to products with an expiry date. Spare parts have a one-year warranty. This warranty is limited to replacement or repair of defective components as determined by our workshops in France but excludes the costs of spoilage, handling and carriage or compensation, whatever they are. We are not responsible for handling charges and the cost of returning products to our workshops.

Disasters or major water damage as a result of manufacturing defects are covered by our product and/or public liability insurance.

Our warranty and responsibility does not include the following:

- installation that does not comply with the technical specification or current recommended guidelines;
- worn parts;
- non-compliance with installation, user and maintenance guides;
- other factors independent of our products' quality, for example: detergents or abrasive cleaning products, the action of hard water, foreign bodies (e.g. gravel, sand, iron filings, scale, etc.), chemical and electrolytic phenomenon;
- lack of supervision, poor storage or poor maintenance;
- product modifications or actions by the customer, or a third party, without our authorisation using non-DELABIE components and/or consumable items.
- products past their expiry date.

The water-tightness of connections, joints and the product housing is the responsibility of the professional responsible for installation, and must be guaranteed by them. Warranty excludes joints, valves, washers and rubber seals. However they would be supplied if the warranty application requires them. Any finishes other than chrome or nickel are also excluded from the warranty.

In the event that the product has been discontinued or manufacturing methods have changed and replacements are not available, similar alternative products will be offered. Replacement under warranty will not extend the duration of the original warranty.

Legal warranty of latent defects applies in any event.

SPARE PARTS:

Spare parts and mechanisms that are essential to ensure the correct operation of our products will be held in stock for the duration of the guarantee. They are listed at the back of our catalogues.

RETURNS:

Goods may not be returned to us for credit without our prior written approval obtained by the buyer from the Company and they are received in a good state (determined by our goods inwards department). All transportation costs for returned goods must be paid by the buyer. Goods must be returned to our factory* with good protective packaging. Deliveries less than a month old will be refunded at the invoiced price. For deliveries older than one month, a deduction will be made for checking, handling and administration costs. A repair and re-stocking fee will apply where appropriate.

Product returns are not permitted in the following circumstances: discontinued products, specially manufactured products, technical or aesthetic evolution of the product since the date of purchase, scratched or damaged products, products purchased more than one year previously, products with an expiry date. If sent to DELABIE, those products outside the scope of returns will be immediately destroyed/recycled, and will not be returned to the customer.

The schedule of standard deductions is as follows:

- return less than 1 month: refund at invoiced price
- return between 1 and 3 months: deduction of 15%
- return between 3 months and 1 year: deduction of 30%
- return after 1 year: no refund possible.
- return without prior agreement: additional deduction of 5% of the value of the goods with a minimum value of £50 excl. VAT.

* DELABIE S.A.S.

18, rue du Maréchal Foch
80130 Friville Escarbotin – FRANCE

CLEANING - MAINTENANCE:

Clean with slightly soapy water only, using a soft cloth or sponge, rinse and dry thoroughly. Do not use abrasive or chlorine-based products (with a hydrochloric acid base), or dyes.

PHOTOGRAPHS AND DRAWINGS:

All photos, drawings or illustrations are for illustrative purposes only, without contractual obligation, and may be subject to change without notice. We reserve the right to modify designs and dimensions without notice and without recourse. This applies to all references, dimensions, information contained in various documents, catalogues, installation guides, price lists and websites, which can be modified or discontinued at any time without notice.

INTELLECTUAL PROPERTY AND USE OF CONTENT:

The content (including but not limited to the information, text, graphics, data, images, photos, visuals, videos and soundtrack, and the format of all these elements and our catalogues, websites, etc.) are protected under copyright and/or other intellectual property. The contents are the sole property of their respective editors. Any copying, reproduction, use, adaptation, alteration, modification, translation, dissemination, complete or partial, of content, whether they belong to DELABIE UK Limited or a third party which has granted the rights to DELABIE UK Limited, by any means whatsoever, is illegal except for the limiting rights that are granted below, and/or private copying for the exclusive use of the copier. The content presented in our communication and business tools may be subject to change without notice and are provided without warranty of any kind, express or implied, and cannot give rise to any right to compensation. Protected content may be specifically identified by the following copyright notices: © or "All rights reserved".

The names and logos appearing in our catalogues and websites are registered trademarks. These distinctive marks are the exclusive property of DELABIE UK Limited or third parties who have granted the rights to DELABIE UK Limited. Any use, complete or partial reproduction, or imitation of these marks is prohibited without prior express consent of DELABIE UK Limited.

Alteration and modification of the contents or their use for any purpose other than that authorised, constitute an infringement of DELABIE UK Limited's, or a third party's, property rights. With the following limitations, DELABIE UK Limited grants you the right to download and distribute the content:

- where the download function exists
- for non-commercial purposes
- in good faith
- for maintaining the proprietary notices intact, and for the publication or posting of existing content online, if such information is stated. This right should in no way be interpreted as a trademark or copyright license for the aforementioned content.

PERSONAL DATA PROTECTION:

In line with the General Data Protection Regulation (GDPR), DELABIE is doing everything necessary to limit to a bare minimum the collection of personal data, and its conservation and ensure its protection.

DELABIE only uses this data for its own use for purposes of information and commercialisation of its products. It is not, under any circumstances, given to third parties.

The right of access, rectification, removal and opposition to the processing in addition to the limitation and transferability of your data is possible on request to our Data Protection Officer (DPO) at DELABIE via email (dpo@delabie.fr) or recorded delivery with a photocopy of a photo ID to the following address: DELABIE, Henderson House, Hithercroft Road, Wallingford, OX10 9DG.

To improve our services and for training purposes, calls to DELABIE may be recorded. These recordings will not be retained, and will be systematically deleted within a maximum period of 48 hours.

TERRITORIAL EXCLUSIVITY:

Our wholesalers are authorised to sell in the UK and its offshore territories. For all other countries, the Company has entered into exclusive agreements with import and distribution companies.

In this context, our UK customers cannot sell our products outside their national borders unless they have express agreement from us.

JURISDICTION:

These terms of business are governed by English and Welsh law. Acceptance of an order in stock constitutes a contract under English and Welsh law. All disputes arising from the contract in connection with these terms shall be subject to the exclusive jurisdiction of the English Court, even if there is an appeal and there are multiple defendants, and regardless of the delivery location or stipulated payment. The Company may vary these terms of business from time to time by giving you reasonable written notice. All clauses to the contrary will be considered void by the mere fact of having dealt with our company.

AVAILABLE CATALOGUES:


DOC 609UK: Water Controls for Public and Commercial Places

DOC 900UK: Water Controls for Healthcare Facilities and Retirement Homes

DOC 950UK: Accessibility and Independence - Hygienic Accessories for Public and Commercial Places

DOC 750UK: Stainless Steel Sanitary Ware

DOC 200UK: Water Controls for Professional Catering



DELABIE

Delabie UK Ltd
Reg No: 1764854 England
Reg Office: Henderson House
Hithercroft Road, Wallingford, Oxon
OX10 9DG

UK RECOMMENDED PRICE EXCL. VAT
FROM 01/01/2023 TO 31/12/2023

These prices may be subject to change



[delabie.co.uk](https://www.delabie.co.uk)



PEFC® 10-32-3010 / Certifié PEFC

DOC 950UK - 12/2022