

DELABIE



Water Controls for **Public**
and **Commercial Places**



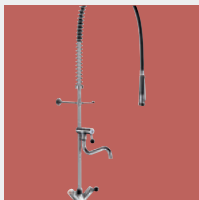
Water Controls for **Healthcare Facilities**
and **Retirement Homes**



Accessibility and Independence
Hygienic Accessories



Stainless Steel
Sanitary Ware



Water Controls
for **Professional Catering**

PRICE LIST

2024

DELABIE

UK RECOMMENDED PRICE EXCL. VAT
FROM 01/01/2024

CONTACTS

HEAD OFFICE & PRODUCTION SITE

18, rue du Maréchal Foch
80130 Friville
FRANCE

UK OFFICE

Henderson House
Hithercroft Road
Wallingford
Oxon
OX10 9DG

delabie.co.uk

Please contact our Sales Team for details of your local Sales Representative (13 Area Sales Managers cover the UK market).

SALES

Tel. 01491 824449
Fax 01491 825727
orders@delabie.co.uk

QUOTES & PROJECTS

Tel. 01491 821822
Fax 01491 825727
quotes@delabie.co.uk

TECHNICAL SUPPORT

Tel. 01491 821821
Fax 01491 825727
technical@delabie.co.uk



Certification
ISO 9001: 2015
quality management
systems

ACS

Certificate of Sanitary Conformity.

All DELABIE products conform to the CPDW* directive modified 29/05/1997 and the French Ministry of Health circular DGS/SD7A2002 no. 571 dated 25/11/2002.

* Construction Products in Contact with Drinking Water (European Commission).



Water Controls for Public and Commercial Places

- Electronic or time flow controls for basins, showers, urinals and WCs
- Thermostatic mixing valves
- Frame systems
- Safety controls



Water Controls for Healthcare Facilities and Retirement Homes

- Terminal filters
- Water controls for healthcare professionals
- Water controls for patient accommodation
- Sanitary ware
- Safety controls




Accessibility and Independence Hygienic Accessories

- DOC M packs
- Grab bars
- Shower seats
- Hygienic accessories for public and commercial places



Stainless Steel Sanitary Ware

- Washbasins - Hand washbasins
- WCs - Urinals
- Shower trays
- Combinations - Surgical sinks - Disposal sinks



Water Controls for Professional Catering

- Pre-rinse sprays with hand spray
- Mixers for plunger sinks
- Non-contact controls
- Specialist Products

REF.	DESCRIPTION	£ **	REF.	DESCRIPTION	£ **
100209	2 x Bumper for CANAL wash trough	37.83	120260	CANAL trough L1400 no tap hole right waste 304 satin st steel	575.40
100240	Splashback L.600 H.300 304 stainless steel satin finish	87.45	120270	TRAPEZ basin no tap hole 304 satin st. steel w/o overflow	417.52
100250	Splashback L.1200 H.300 304 stainless steel satin finish	141.64	120280	CANAL trough L1800 no tap hole right waste 304 satin st steel	634.11
100260	Splashback L.1400 H.300 304 stainless steel satin finish	157.61	120300	CANAL trough L2400 no tap hole right waste 304 satin st steel	788.79
100280	Splashback L.1800 H.300 304 stainless steel satin finish	195.82	120310	CANAL trough L3000 no tap hole right waste 304 satin st steel	869.69
100300	Splashback L.2400 H.300 304 stainless steel satin finish	280.52	120390	DUPLO RP twin basin no tap hole 304 sat st steel w/o overflow	926.38
100310	Splashback L.3000 H.300 304 stainless steel satin finish	318.60	120400	PMR XS basin vert waste no tap hole 304 satin stainless steel	300.10
100409	Bracket for surgical scrub trough	62.94	120430	FRAJU basin no tap hole no overflow 304 st steel satin	397.95
100509	Replaced by 101309	-	120440	FRAJU PMR basin no tap hole no overflow 304 st steel satin	456.66
100569	Inlet socket union for squat WC Ø55	47.90	120470	HEMI inset basin Ø310 304 satin stainless steel w/o overflow	123.53
100590	LISO urinal divider 304 stainless steel satin	508.51	120471	HEMI inset basin Ø310 304 bright pol st steel w/o overflow	173.97
100600	LISO XL urinal divider 304 stainless steel satin	569.23	120490	HEMI inset basin Ø385 304 satin stainless steel w/o overflow	148.80
100610	TU urinal divider 304 stainless steel satin	319.28	120490BK	HEMI inset basin Ø385 matte black st steel w/o overflow	237.39
100620	AZA urinal divider 304 stainless steel satin	232.59	120491	HEMI inset basin Ø385 304 bright pol st steel w/o overflow	198.82
100620BK	AZA urinal divider matte black stainless steel	347.16	120550	MINIMAL basin no tap hole 304 satin st steel w/o overflow	390.11
100900	Divider for wall mtd multi urinal 304 stainless steel satin	165.41	120650	QUADRA basin no tap hole 304 satin st steel without overflow	426.11
100910	Divider for L recessed multi urinal 304 stainless steel sat.	217.58	120650BK	QUADRA basin no tap hole matte black st steel w/o overflow	525.66
100920	Divider for LP free standing urinal 304 stainless steel sat.	158.24	120652	QUADRA counter top basin no taphole 304 SS satin ext pol int	546.75
100930	Trap cover for FRAJU washbasin	156.57	120710	REDO basin no tap hole 304 satin stainless steel w/o overflow	365.32
101309	Silicone membrane for HYBRIMATIC and waterless urinals	53.77	120720	REDO-T basin no tap hole 304 satin st steel w/o overflow	695.88
101619	WC seat no lid S21/700 black polyethylene	130.48	120750	TRIPLO RP 3 basins no tap hole 304 satin st steel w/o overflow	1,291.70
101P	Hat & coat hook polished stainless steel	16.81	120800	FACIL basin no tap hole 304 satin stainless steel w/o overflow	348.09
102400	Hinged stainless steel grid for ref 182400	67.22	120810	UNITO counter top basin no tap hole no overflow 304 sat SS	403.85
102419	Slim WC seat with lid BCN black Duroplast	65.24	120810BK	UNITO counter top basin no tap hole no o/flow matte black SS	504.69
102629	*Slim WC seat with lid white Duroplast (while stock)	65.24	120830	UNITO wall mtd basin no tap hole no overflow 304 satin SS	403.85
102819	Slim WC seat with lid S21 black Duroplast	65.24	121130	BOB wall mtd basin right tap hole Ø35 304 st steel sat	410.07
102839	Slim WC seat with lid S21 grey Duroplast	65.24	121150	AQUEDUTO wall mtd basin centre hole Ø35 304 st steel satin	757.00
110100	BCN P floor standing WC horizontal inlet 304 st steel satin	998.13	121150BK	AQUEDUTO wall mtd basin centre hole Ø35 matte black st steel	1,031.31
110110	BCN S wall mtd WC horizontal inlet 304 stainless steel satin	848.09	121170	BAILA basin Ø35 ctr tap hole 304 satin st. steel w/o overflow	652.38
110112	Wall-hung BCN S WC pan horiz inlet 304 SS satin ext pol int	1,030.77	121180	MINI BAILA basin Ø35 ctr taphole 304 satin st st no overflow	489.59
110300	S21 P floor standing WC horizontal inlet 304 st steel satin	1,037.28	121180BK	MINI BAILA basin Ø35 ctr tap hole no o/flow matte black SS	662.21
110300BK	S21 P floor standing WC horizontal inlet matte black st st	1,385.94	121240	CANAL trough L600 Ø22 tap hole right waste 304 satin st steel	412.16
110310	S21 S wall mtd WC horizontal inlet 304 stainless steel satin	986.28	121250	CANAL trough L1200 2 Ø22 tap holes right waste 304 satin st st	520.59
110310BK	S21 S wall mtd WC horizontal inlet matte black st steel	1,270.50	121260	CANAL trough L1400 2 Ø22 tap holes right waste 304 satin st st	575.40
110310PAD	S21 S wall mtd WC 304 SS satin + 2 x Black protective pads	1,107.62	121270	TRAPEZ basin Ø35 ctr tap hole 304 satin st. steel w/o overflow	417.52
110390	MONOBLOCO S21 WC 304 stainless steel satin with cistern	1,424.78	121280	CANAL trough L1800 3 Ø22 tap holes right waste 304 satin st st	634.11
110390BK	MONOBLOCO S21 WC matte black stainless steel with cistern	1,926.94	121300	CANAL trough L2400 4 Ø22 tap holes right waste 304 satin st st	788.79
110700	700 P floor standing WC horizontal inlet 304 st steel satin	1,265.59	121310	CANAL trough L3000 5 Ø22 tap holes right waste 304 satin st st	869.69
110710	700 S wall mtd WC horizontal inlet 304 stainless steel satin	1,213.43	121360	LAVANDO basin Ø35 left tap hole 304 satin st steel w/o overflow	416.24
110710BK	700 S wall mtd WC horizontal inlet matte black st steel	1,535.19	121370	LAVANDO basin Ø35 right tap hole 304 satin st steel w/o overflow	416.24
110790	MONOBLOCO 700 PMR WC 304 stainless steel satin with cistern	1,513.50	121390	DUPLO RP twin basin Ø35 tap hole 304 sat st steel w/o overflow	926.38
111300	S21 P floor standing WC vertical inlet 304 satin st steel	1,117.91	121430	FRAJU basin Ø35 ctr tap hole 304 satin st. steel w/o overflow	397.95
111700	700 P floor standing WC vertical inlet 304 satin st steel	1,327.36	121440	FRAJU PMR basin tap hole Ø35 no overflow 304 st steel satin	456.66
112518	Discontinued	-	121550	MINIMAL basin Ø35 ctr tap hole 304 satin st steel w/o overflow	390.11
113610	Squat WC SHA 700 1 spreader no siphon Ø1" 304 st steel satin	459.42	121710	REDO basin Ø35 ctr tap hole 304 satin st. steel w/o overflow	365.32
113620	Squat WC SHA 700 1 spreader w. siphon Ø1" 304 st steel satin	638.55	121720	REDO-T basin Ø35 ctr tap hole 304 satin st steel w/o overflow	695.88
113710	Squat WC SHA XS 1 spreader no siphon 304 st steel satin	358.29	121750	TRIPLO RP 3 basins Ø35 tap hole 304 sat st steel w/o overflow	1,291.70
113720	Squat WC SHA XS 1 spreader with siphon 304 st steel satin	537.44	121800	FACIL basin Ø35 right tap hole 304 satin st steel w/o overflow	348.09
120110	ALGUI counter top basin no tap hole 304 st steel satin	521.90	121810	UNITO counter top basin Ø35 ctr hole no overflow 304 sat SS	459.78
120110BK	ALGUI counter top basin no tap hole matte black st steel	630.71	121810BK	UNITO ctr top basin Ø35 ctr hole no o/flow matte black SS	566.30
120112	ALGUI counter top basin no tap hole 304 SS satin ext pol int	685.00	121830	UNITO wall mtd basin Ø35 ctr tap hole no o/flow 304 satin SS	459.78
120130	BOB wall mtd basin no tap hole 304 st steel satin	410.07	121830BK	UNITO wall mtd basin Ø35 ctr tap hole no o/flow matte black SS	553.59
120150	AQUEDUTO wall mtd basin no tap hole 304 st steel satin	757.00	122240	CANAL trough L600 no tap hole left waste 304 satin st steel	412.16
120150BK	AQUEDUTO wall mtd basin no tap hole matte black st steel	1,031.31	122250	CANAL trough L1200 no tap hole left waste 304 satin st steel	520.59
120170	BAILA basin no tap hole 304 satin stainless steel w/o overflow	652.38	122260	CANAL trough L1400 no tap hole left waste 304 satin st steel	575.40
120172	BAILA basin no tap hole 304 st steel satin exterior pol int	782.83	122280	CANAL trough L1800 no tap hole left waste 304 satin st steel	634.11
120180	MINI BAILA basin no tap hole 304 satin st steel w/o overflow	489.59	122300	CANAL trough L2400 no tap hole left waste 304 satin st steel	788.79
120182	MINI BAILA basin no tap hole 304 st steel satin ext pol int	621.30	122310	CANAL trough L3000 no tap hole left waste 304 satin st steel	869.69
120240	CANAL trough L600 no tap hole right waste 304 satin st steel	412.16	122650	QUADRA basin Ø35 left tap hole 304 satin st steel w/o overflow	426.11
120250	CANAL trough L1200 no tap hole right waste 304 satin st steel	520.59	122800	FACIL basin Ø35 left tap hole 304 satin st steel w/o overflow	348.09

References prefixed by * are available while stocks last. References are listed in ascending alphanumeric order.

** Price excludes VAT.

REF.	DESCRIPTION	£ **	REF.	DESCRIPTION	£ **
123240	CANAL trough L600 Ø22 tap hole left waste 304 satin st steel	412.16	1367	Angled curtain rail Ø20 - 0.9x0.9m polished stainless steel	90.76
123250	CANAL trough L1200 2 Ø22 tap holes left waste 304 satin st st	520.59	1381	Shower curtain 0.9x2m white PVC	15.94
123260	CANAL trough L1400 2 Ø22 tap holes left waste 304 satin st st	575.40	1382	Shower curtain 1.2x2m white PVC	17.40
123280	CANAL trough L1800 3 Ø22 tap holes left waste 304 satin st st	634.11	1386	Shower curtain 1.8x2m white PVC	21.52
123300	CANAL trough L2400 4 Ø22 tap holes left waste 304 satin st st	788.79	1449	Round pedal bin 3L white powder-coated	42.71
123310	CANAL trough L3000 5 Ø22 tap holes left waste 304 satin st st	869.69	150100	700x700 shower tray depth 60mm 304 stainless steel satin	260.93
123400	PMR XS basin vert waste Ø35 right tap hole 304 satin st steel	300.10	150300	800x800 shower tray depth 60mm 304 stainless steel satin	320.74
123650	QUADRA basin Ø35 right tap hole 304 satin st st w/o overflow	426.11	150500	PMR 800x800 shower tray depth 30mm 304 stainless steel satin	482.76
124170	BAILA basin no tap hole 304 satin stainless steel w/ overflow	677.23	150600	PMR 900x900 shower tray depth 30mm 304 stainless steel satin	547.99
124270	TRAPEZ basin no tap hole 304 satin stainless steel w/ overflow	442.35	1530	ECO grab bar Ø25 L300 white powder-coated stainless steel	27.76
124430	FRAJU basin no tap hole 304 satin stainless steel w/ overflow	417.52	1550	ECO grab rail 135° Ø25 220x220 white pwd-ctd stainless steel	41.53
124440	FRAJU PMR basin no tap hole 304 satin st steel with overflow	481.51	158100	Stopcock 1/2" with vacuum breaker + 1/4 turn ceramic head	117.80
124470	HEMI inset basin Ø310 304 satin stainless steel with overflow	142.95	1583	White reinf PVC flexi hose for bed pan cleaners FF1/2" L.1m	28.99
124471	HEMI inset basin Ø310 304 bright pol st steel with overflow	198.82	15846	Hygienic trigger-op hand spray for bed pans M1/2" inv. jet	120.49
124490	HEMI inset basin Ø385 304 satin stainless steel with overflow	173.65	1585	Wall support hook for push-button operated hand spray	20.06
124491	HEMI inset basin Ø385 304 bright pol st steel with overflow	223.66	160130	BOB TC wall mtd basin no tap hole 304 st steel satin finish	471.57
124550	MINIMAL basin no tap hole 304 satin st steel with overflow	414.96	160250	PMR XS TC wall mtd basin no tap hole 304 st steel satin finish	418.97
124650	QUADRA basin no tap hole 304 satin st steel with overflow	450.98	160300	Combi KOMPACT basin WC wall mtd right 304 st steel satin	2,858.00
124710	REDO basin no tap hole 304 satin stainless steel with overflow	390.19	160310	S21 S TC wall mtd WC horizontal inlet 304 st steel satin	986.28
124720	REDO-T basin no tap hole 304 satin st steel with overflow	720.71	160330	COMMISSARIAT SD antivandal rec washbasin st steel satin	572.61
124800	FACIL basin no tap hole 304 satin stainless steel w/ overflow	372.96	160340	TEK TC wall mtd basin with integrated tap 304 st steel satin	983.31
125170	BAILA basin Ø35 ctr tap hole 304 satin st. steel with overflow	677.23	160360	DUO S TC R wall mtd basin no tap hole 304 st steel satin	543.25
125270	TRAPEZ basin Ø35 ctr tap hole 304 satin st. steel w/ overflow	442.35	160370	DUO S TC L wall mtd basin no tap hole 304 st steel satin	543.25
125430	FRAJU basin Ø35 ctr tap hole 304 satin st steel w/ overflow	417.52	160400	Combi KOMPACT basin WC wall mtd left 304 st steel satin	2,858.00
125440	FRAJU PMR basin Ø35 tap hole 304 satin st steel with overflow	481.51	160500	Combi KOMPACT basin WC wall mtd centre 304 st steel satin	2,858.00
125550	MINIMAL basin Ø35 ctr tap hole 304 satin st steel w/ overflow	414.96	160550	WC S21 P TC free standing inline supply 304 st steel satin	1,037.28
125710	REDO basin Ø35 ctr tap hole 304 satin st steel w/ overflow	390.19	160600	Combi KOMPACT basin WC floor std right 304 st steel satin	2,858.00
125720	REDO-T basin Ø35 ctr tap hole 304 satin st steel w/ overflow	720.71	160700	Combi KOMPACT basin WC floor std left 304 st steel satin	2,858.00
126650	QUADRA basin Ø35 left tap hole 304 satin st steel w/ overflow	450.98	160710	700 S TC wall mounted WC horizontal inlet 304 st steel satin	1,274.28
126800	FACIL basin Ø35 left tap hole 304 satin st steel w/ overflow	372.96	160770	DELTA TC wall mtd urinal back inlet 304 st steel satin	711.11
127650	QUADRA basin Ø35 right tap hole 304 satin st steel w/ overflow	450.98	160800	Combi KOMPACT basin WC floor std centre 304 st steel satin	2,858.00
127800	FACIL basin Ø35 right tap hole 304 satin st steel w/ overflow	372.96	161340	TEK wall mtd basin with integrated tap 304 st steel satin	1,017.69
130100	L wall mtd multi urinal L1200 top inlet 304 st steel satin	801.61	161360	TEK HW/CW wall mtd basin with integ. tap 304 st steel satin	1,435.21
130110	L wall mtd multi urinal L1800 top inlet 304 st steel satin	1,073.37	161440	TEK wall mtd basin + integ electronic tap 304 st steel satin	1,402.61
130120	L wall mtd multi urinal L 2400 top inlet 304 st steel satin	1,290.74	161600	KOMPACT HW/CW Combi basin WC free stding right 304 st st sat	3,044.38
1301W	*Robe hook 1 hook ss + metal wht pwd-ctd (whl stk then 301)	19.73	161700	KOMPACT HW/CW Combi basin WC free stding left 304 st st sat	3,044.38
130200	L recessed urinal L600 back inlet 304 st steel sat	861.13	161800	KOMPACT HW/CW Combi basin WC free std centre 304 st st sat	3,044.38
130210	L recessed multi urinal L1200 back inlet 304 st steel satin	1,195.01	162300	Combi KOMPACT with cistern WC wall mtd right 304 sat st st	2,858.00
130220	L recessed multi urinal L1800 back inlet 304 st steel satin	1,606.69	162400	Combi KOMPACT with cistern WC wall mtd left 304 sat st steel	2,858.00
1302W	*Robe hook 2 hooks ss + metal wht pwd-ctd (whl stk then 302)	36.01	162500	Combi KOMPACT with cistern WC wall mtd ctr 304 sat st steel	2,858.00
130300	LP free standing urinal L600 back inlet 304 st steel satin	913.33	162600	Combi KOMPACT cistern WC floor std right 304 sat st steel	2,858.00
130310	LP free standing urinal L 1200 rear inlet 304 st steel satin	1,305.06	162700	Combi KOMPACT cistern WC floor std left 304 sat st steel	2,858.00
130320	LP free standing urinal L 1800 rear inlet 304 st steel satin	1,630.91	162800	Combi KOMPACT cistern WC floor std centre 304 sat st steel	2,858.00
1303W	*Robe hook 3 hooks ss + metal wht pwd-ctd (whl stk then 303D)	55.73	164130	BOB HD wall mtd basin no tap hole 304 satin stainless steel	471.57
1306T1	Tubular swivel spout Ø22 H140 L150	107.97	164770	DELTA HD wall mtd urinal back inlet 304 st steel satin	711.11
1306T2	Tubular swivel spout Ø22 H260 L200	125.02	1660	Toilet paper dispenser 2 rolls polished 304 stainless steel	159.39
1306T3	Tubular swivel spout Ø22 H260 L300	135.97	1660S	Toilet paper disp. 2 rolls 304 stainless steel satin finish	159.39
1316	Swivel column with retractable spray, H200 L220mm	194.96	1661	Toilet paper disp. 2 rolls white pwd-ctd 304 stainless steel	159.39
132306	MINERALCAST PMR wall mounted basin L.785 Ø35 centre hole	687.80	166300	Combi KOMPACT TC basin WC wall mtd right 304 st steel satin	2,858.00
133788	Discontinued	-	166400	Combi KOMPACT TC basin WC wall mtd left 304 st steel satin	2,858.00
133888	Discontinued	-	166500	Combi KOMPACT TC basin WC wall mtd centre 304 st steel satin	2,858.00
134118	Discontinued	-	166600	Combi KOMPACT TC basin WC floor std right 304 st steel satin	2,858.00
134170	DELTA wall mtd urinal top inlet 304 stainless steel satin	618.34	166700	Combi KOMPACT TC basin WC floor std left 304 st steel satin	2,858.00
134710	DELTA urinal top inlet vertical waste 304 st steel satin	618.34	166800	Combi KOMPACT TC basin WC floor std centre 304 st steel sat	2,858.00
134718	Discontinued	-	180100	ILHA free standing water fountain H915 304 st steel satin	727.06
134770	DELTA wall mtd urinal back inlet 304 stainless steel satin	618.34	180110	ILHA JR free std water fountain H800 304 st steel satin	687.33
134772	DELTA urinal rear inlet 304 st steel satin exterior pol int	742.02	180130	Hospital plaster sink wall mounted 304 stainless steel satin	1,458.44
135010	FINO WF wall mounted water free urinal 304 st steel satin	477.45	180140	Floor standing combi basin sink 304 stainless steel satin	1,040.15
135110	FINO wall mtd urinal top inlet 304 stainless steel satin	450.30	180150	Floor standing cleaners sink 304 stainless steel satin	732.59
135710	FINO wall mtd urinal back inlet 304 stainless steel satin	450.30	180170	Wall mounted cleaners sink 304 stainless steel satin	411.01
135710BK	FINO wall mtd urinal back inlet matte black stainless steel	521.87	1801T2	Wall mtd basin mixer + 1 BIOCLIP disposable spout, panel fix	114.04
1358	ECO telescopic curtain rail Ø20 - 0.8-2.10m polished alu	22.18	180300	SXL hand wash free standing right hole Ø22 304 st steel sat	761.35

References prefixed by * are available while stocks last. References are listed in ascending alphanumerical order.

** Price excludes VAT.

REF.	DESCRIPTION	£ **
180330	GENOU wall mtd hand wash right tap hole Ø22 304 st steel sat	508.87
1804T2	Wall mtd basin mixer + 2 BIOCLIP st. steel spouts, panel fix	200.87
180800	SD wall mounted water fountain 304 stainless steel satin	367.95
180820	SD water fountain with swan neck tap 304 st steel satin	444.08
181000	Surgical scrub trough high upstand L.700 304 st steel satin	1,461.30
181020	Surgical scrub trough low upstand L.700 304 st steel satin	1,330.83
181100	Surgical scrub trough L.700 1 tap hole Ø22 304 st steel satin	1,461.30
181200	Surgical scrub L.700 2 tap holes Ø22 c-c 150 304 st st satin	1,461.30
181310	SXS hand washbasin w/o tap 304 satin st steel	283.41
181320	SXS hand washbasin w/o tap with upstand 304 satin st steel	336.38
182000	Surgical scrub trough high upstand L.1400 304 st steel satin	1,800.55
182020	Surgical scrub trough low upstand L.1400 304 st steel satin	1,740.54
182060	XL P floor std disposal sink horiz inlet 304 st steel satin	1,395.54
182070	XL P floor std disposal sink vert inlet 304 st steel satin	1,395.54
182100	Surgical scrub L.1400 2 tap holes Ø22 304 st steel satin	1,800.55
182160	XL S wall mtd disposal sink horiz inlet 304 st steel satin	1,404.21
182200	Surgical scrub L.1400 4 tap holes Ø22 c-c 150 304 st st satin	1,800.55
182310	SXS hand washbasin mechanical complete 304 satin st steel	528.41
182320	SXS hand washbasin mechanical complete with upstand 304 satin st steel	581.39
182400	Wall mtd sink with splashback 304 pol satin stainless steel	352.28
183000	Surgical scrub trough high upstand L.2100 304 st steel satin	1,904.93
183020	Surgical scrub trough low upstand L.2100 304 st steel satin	1,826.62
183100	Surgical scrub L.2100 3 tap holes Ø22 304 st steel satin	1,904.93
183200	Surgical scrub L.2100 6 tap holes Ø22 c-c 150 304 st st satin	1,904.93
184310	SXS hand washbasin electronic complete 304 satin st steel	866.11
18431015	WRAS SXS hand washbasin elect. complete 304 st steel	958.80
184320	SXS hand washbasin electronic complete with upstand 304 satin st steel	917.77
18432015	WRAS SXS hand washbasin elect. complete with upstand 304 st steel	1,010.47
185000	HYGIENE surgical scrub high upstand L.700 304 st steel satin	1,778.56
185020	HYGIENE surgical scrub low upstand L.700 304 st steel satin	1,652.76
18502015	HYGIENE surgical scrub low upstand L.800 304 st steel satin	1,767.93
185100	HYGIENE surgical scrub L700 1 taphole Ø22 304 st steel satin	1,778.56
185200	HYGIENE surg scrub L700 2 tapholes Ø22 c-c 150 304 st st sat	1,778.56
186000	HYGIENE surgical scrub high upstand L.1400 304 st st satin	2,199.69
186020	HYGIENE surgical scrub low upstand L.1400 304 st steel satin	2,023.54
18602015	HYGIENE surgical scrub low upstand L.1600 304 st steel satin	2,159.34
186100	HYGIENE surgical scrub L.1400 2 tap holes Ø22 304 st st satin	2,199.69
186200	HYGIENE surg. scrub L.1400 4 tap holes Ø22 c-c 150 304 st st	2,199.69
187000	HYGIENE surgical scrub high upstand L2100 304 st steel satin	2,680.41
187020	HYGIENE surgical scrub low upstand L.2100 304 st steel satin	2,461.90
18702015	HYGIENE surgical scrub low upstand L.2400 304 st steel satin	2,668.18
187100	HYGIENE surgical scrub L2100 3 tap holes Ø22 304 st st satin	2,680.41
187200	HYGIENE surg. scrub L.2100 6 tap holes Ø22 c-c 150 304 st st	2,680.41
188000	Satin finish 304 st st hygiene hand washbasin w/ high upstand	764.22
188100	Satin finish 304 st st hygiene hand washbasin w/ 1 taphole Ø22	764.22
188200	Satin finish 304 st st hyg hand washbasin 2 tapholes Ø22 c 150	764.22
188300	Satin finish 304 st st hyg hand washbasin 2 tapholes Ø22 & Ø30	764.22
200000	Pre-mixer COMPACT MF1/2" for basin non return valves	85.59
20002	2 × BIOCLIP stainless steel spouts L 129mm Ø28	106.51
20003	2 × BIOCLIP stainless steel spouts L77mm Ø28	100.32
20004	2 × Brass curved spouts L. 70mm Ø28	97.52
20015	15 × BIOCLIP disposable spouts L.125mm Ø22	98.21
20040	BIOFIL 2M sterile filter spout L. 138mm Ø22mm	95.89
20164T1	Electronic mix 230V high swivel spout H165 L160, lever L100	584.05
20164T4	Electronic mix 230V high swivel spout H300 L250, lever L100	636.74
20250	BIOFIL 2M sterile tap filter, shower flow	84.90
20251	BIOFIL 2M sterile tap filter, straight flow	84.90
20261	BIOFIL 2M sterile screw-in shower filter	95.25
20350	BIOFIL 3M sterile tap filter, shower flow	102.84
20351	BIOFIL 3M sterile tap filter, straight flow	102.84
20361	BIOFIL 3M sterile screw-in shower filter	106.30
204001	Deck mounted fixed spout M1/2" L150 H170 Ø16 FS 3lpm	77.45

REF.	DESCRIPTION	£ **
20450	BIOFIL 4M sterile tap filter, shower flow	113.19
20451	BIOFIL 4M sterile tap filter, straight flow	113.19
20461	BIOFIL 4M sterile screw-in shower filter	116.63
20464T1	Elect battery mix, high swivel spout H165 L160, lever L100	661.80
20464T4	Elect battery mix, high swivel spout H300 L250, lever L100	689.81
20801T2	Wall mtd elect tap with BIOCLIP disposable spout, panel fix	418.12
20804T2	Wall mtd elect tap with 2 BIOCLIP st steel spouts panel fix	508.38
20804T215	Wall mtd elect tap 2 BIOCLIP st steel spouts 15mm panel fix	534.92
20870T1	Elect mixer H160 w. swivel spout + 2 BIOCLIP st steel spouts	676.96
20870T3	Elect mixer H300 w. swivel spout + 2 BIOCLIP st steel spouts	710.15
20871T1	Elect mixer H160 w. swivel spout + BIOCLIP disposable spout	584.05
20871T3	Elect mixer H300 w. swivel spout + BIOCLIP disposable spout	617.22
22.5P	5 × Scale proof aerator F22/100	35.50
2210	Mechanical sink mixer swivel spout H145 L215mm sculpt lever	182.64
2210L	Mechanical sink mixer swivel spout H145 L215mm Hygiene lever	200.87
2211	Mech sink mixer swivel spout/ret. spray H105mm, solid lever	306.13
2211CP	Counterweight for mixers with retracting hand spray	12.93
2211EP	EP sink mixer swivel spout/ret. spray H105mm, solid lever	349.86
2211L	Mech sink mixer swivel spout/ret spray H105mm Hygiene lever	313.43
2211LEP	EP sink mixer swivel spout/ret. spray H105mm, Hygiene lever	357.14
2220	Mechanical basin mixer H60mm, pop-up waste, sculptured lever	138.05
2220L	Mechanical basin mixer H60mm, pop-up waste, Hygiene lever	152.64
2221	Mech. basin mixer H60mm, no pop-up waste, sculptured lever	134.05
2221L	Mechanical basin mixer H60mm, no pop-up waste, Hygiene lever	147.34
222428	Key for removing aerators F22×100 M24×100 M28×100	7.51
222429	Key for flow straightener removal, aerator, biosafe M16.5/100	4.48
2239	Mechanical shower mixer, sculptured lever, offset SC unions	175.40
2239EP	EP shower mixer, sculptured lever, offset SC unions	243.11
2239EPHYG	Auto-drain shower kit w. mechanical mixer 2239EP, SC unions	303.32
2239EPKIT	Shower riser kit with mechanical mixer 2239EP, SC unions	346.42
2239EPS	EP shower mixer, sculptured lever, offset standard unions	202.91
2239EPSHYG	Auto-drain shower kit mech mixer 2239EPS, offset std unions	263.12
2239EPSKIT	Shower riser kit with mech mixer 2239EPS, offset std unions	306.20
2239S	Mechanical shower mixer, sculptured lever, offset std unions	134.59
2252S	Wall mtd mech shower bath mixer sculpt lever, offset std	225.92
23015	Water hammer absorber, F1/2" H90	30.33
23020	Water hammer absorber, F3/4" H92	35.83
23026	Water hammer absorber, F1" H98	75.87
23033	Water hammer absorber, F1 1/4" H103	135.68
2359	Straight curtain rail polished st steel Ø20 - 1m cut-to-size	56.37
2390	Sleeve connector for 2 tubes Ø20	10.81
2392	2 × Fixing plates for tube Ø20	32.91
2393	Angled connector for tube Ø20	25.94
2396	Polished stainless steel tube Ø20 L600	15.63
2397	Polished stainless steel tube Ø20 L700	17.61
2398	Polished stainless steel tube Ø20 L800	19.77
2399	Polished stainless steel tube Ø20 L900	21.79
24.5P	5 × Scale proof aerator M24/100	35.50
2400	Polished stainless steel tube Ø20 L1000	23.89
2436P	Replaced by 2640P	-
2437	*W-mtd seq. mech mixer, fxd spt, SC unions (whl stk then 2641)	416.49
2437S	*W-mtd seq mixer, fxd spt L.200 offset std(whl stk then 2641S)	379.17
2443	Recessed mechanical shower mixer behind wall plate Ø116	144.31
2446LEPUK	EP sink mixer c-c 150, fixed spout L150, Hyg L., inline S/C	388.95
2447LEPUK	EP sink mixer c-c 200, fixed spout L150, Hyg L., inline S/C	434.10
2447LUK	Mech sink mixer c-c 200, fixed spout L150, Hyg L., in-LS/C	367.09
25061T1	Basin mixer with swivel spout H.195mm L.150mm, no waste	244.57
2506SRV	Mixer 2506 sub-assembly without waste	234.06
2506T1	Basin mixer with swivel spout H.195mm L.150mm, with waste	287.88
2506T2	Sink mixer with swivel spout H220 L200mm, no waste	250.27
2506T3	Mixer with swivelling spout H.315 L.300mm, no waste	266.71
2510	Mechanical sink mixer swivel spout H155 L230mm sculpt lever	212.38

References prefixed by * are available while stocks last. References are listed in ascending alphanumerical order.

** Price excludes VAT.

REF.	DESCRIPTION	£ **	REF.	DESCRIPTION	£ **
2510L	Mechanical sink mixer swivel spout H155 L230mm Hygiene lever	225.65	256FIX	Fixing plate + threaded rods L. 130mm for mixers	14.01
2510SES	Locking kit	17.75	256P	Fixing plate for mixers	11.20
2510T	Mechanical sink mixer swivel spout H155 L230mm solid lever	212.38	2591	Bed pan cleaner stop cock + trigger hand spray with FS	237.08
2519	Wall mtd mech mixer swiv spout L200, sculpt lever, SC unions	283.33	2592	Bed pan cleaner stop cock + inverted trigger hand spray	246.93
2519L	Wall mtd mech mixer swivel spout L200 Hygiene lever,SC unions	297.14	2597	Mechanical mixer swivel spout H215 L200mm retractable spray	443.88
2519LS	Wall mtd mech mixer swiv spout L200 Hygiene lever offset std	238.19	2599	Mech sink mixer retractable hand spray H200, sculpt lever	324.41
2519S	Wall mtd mech mixer swiv spt L200mm sculpt lever offset std	224.17	2599EP	EP sink mixer retractable hand spray H.200, sculptured lever	365.82
2520	Mechanical basin mixer H.85mm L.135mm + waste, sculpt lever	193.80	260020	Recessed diverter valve	361.48
2520EP	EP basin mixer H.85mm L.135mm + waste, sculptured lever	237.58	260021	Exposed diverter valve	66.35
2520L	Mechanical basin mixer H.85mm L.135mm + waste, Hygiene lever	208.40	2611EP	Wall-mtd EP mixer +2 brass BIOCLIP spouts L120 S/C c-c 150	435.99
2520LEP	EP basin mixer H.85mm L.135mm + waste, Hygiene lever	250.87	2614EP	Wall-mtd EP mixer +2 brass BIOCLIP spouts L120 S/C c-c 200	440.00
2520T	Mechanical basin mixer H.85mm L.135mm + waste, solid lever	193.80	2621	BIOSAFE mechanical basin mixer H95 no waste, solid lever	179.53
2520TEP	EP basin mixer H.85mm L.135mm + waste, solid lever	237.58	26216	BIOSAFE mech basin mixer H95mm no waste, solid lever, copper	269.19
2521	Mechanical basin mixer H.85mm L.135mm no waste, sculpt lever	168.57	26216EP	BIOSAFE EP basin mixer H95mm no waste, solid lever, copper	303.71
2521EP	EP basin mixer H.85mm L.135mm no waste, sculptured lever	212.38	26216MINI	BIOSAFE mech basin mixer H.50 no waste, solid lever, copper	248.47
2521L	Mechanical basin mixer H85mm L135mm, no waste, Hygiene lever	181.86	26216MINIEP	BIOSAFE EP basin mixer H50mm no waste, solid lever, copper	287.13
2521LEP	EP basin mixer H85mm L135mm, no waste, Hygiene lever	225.65	2621EP	BIOSAFE EP basin mixer H95 no waste, solid lever	222.61
2521T	Mechanical basin mixer H85mm L135mm, no waste, solid lever	168.57	2621MINI	BIOSAFE mech basin mixer H50mm no waste, solid lever	161.82
2521TEP	EP basin mixer H85mm L135mm, no waste, solid lever	212.38	2621MINIEP	BIOSAFE EP basin mixer H50mm no waste, solid lever	204.89
2522	Mech. basin mix. with swivel spout H100mm L170mm, sculpt lever	189.16	2634V	FF'1' nickel-plated brass valve for wall mtd recessed shower	32.06
2522L	Mech. basin mix. with swivel spout H100mm L170mm, Hyg. lever	203.16	2640P	Wall-mtd mech mixer fixed/swivel spout L. 120 inline STP/CHK	341.14
2522T	Mech. basin mix. with swivel spout H100mm L170mm, solid lever	189.16	2640S	Wall-mtd seq basin mix fixed/swivel spout L. 120 offset std	337.51
2526T2	Catering mixer flexible has no retainer H. 535mm max	372.72	2641	Wall-mtd seq basin mixer fixed/swivel spout L200 offset SC	384.61
2539	Mechanical shower mixer, sculptured lever, offset SC unions	203.23	2641S	Wall-mtd seq basin mixer fixed/swivel spout L200 offset std	344.41
2539EP	EP shower mixer, sculptured lever, offset SC unions	272.88	2664T1	Sequential mechanical mixer swivel spout H160 L160 Hyg lever	285.38
2539EPHYG	Auto drain shower kit with mixer 2539EP, SC unions	342.58	2664T2	Sequential mechanical mixer swivel spout H160 L250 Hyg lever	298.67
2539EPKIT	Shower riser kit with mechanical mixer 2539EP, SC unions	386.28	2664T3	Sequential mechanical mixer swivel spout H300 L160 Hyg lever	311.93
2539EPS	EP shower mixer, sculptured lever, offset standard unions	232.66	2664T4	Sequential mechanical mixer swivel spout H300 L250 Hyg lever	321.22
2539EPSHYG	Auto-drain shower kit with mixer 2539EPS, std unions	310.51	2664T5	Sequential mechanical mixer swivel spout H200 L200 Hyg lever	293.35
2539EPSKIT	Shower riser kit with mechanical mixer 2539EPS, std unions	354.22	2665T1	Sequential mechanical mixer fixed spout H160 L160 Hyg lever	258.82
2539HYG	Auto drain shower kit with mechanical mixer 2539, SC unions	316.48	2665T3	Sequential mechanical mixer fixed spout H300 L160 Hyg lever	285.38
2539KIT	Shower riser kit with mechanical mixer 2539, SC unions	360.23	2665T5	Sequential mechanical mixer fixed spout H200 L200 Hyg lever	268.12
2539S	Mechanical shower mixer, sculptured lever, offset std unions	162.40	2720L	Mechanical basin mixer H.95mm L.120mm + waste, Hygiene lever	251.87
2539SHYG	Auto-drain shower kit with mech mixer 2539S offset std unions	275.66	2720LEP	EP basin mixer H.95mm L.120mm + waste, Hygiene lever	305.86
2539SKIT	Shower riser kit with mech mixer 2539S offset std unions	319.38	2720T	Mechanical basin mixer H.95mm L.120mm + waste, solid lever	247.74
2541	Waterproof recessed shower mixer, kit 2/2 (+254BOX)	251.23	2720TEP	EP basin mixer H.95mm L.120mm + waste, solid lever	287.88
2541EP	Waterproof recessed EP shower mixer, kit 2/2 (+254BOX)	292.64	27216L	Mech basin mixer H95 L120, no waste, Hygiene lever, copper	285.38
2542	Mech mixer w. remote control, sculpt lever for retr. spray	147.96	27216LEP	EP basin mixer H95mm L120mm, no waste, Hygiene lever, copper	325.20
2542EP	EP mixer w. remote ctrl, sculpt lever for retracting spray	191.69	2721L	Mechanical basin mixer H95mm L120mm, no waste, Hygiene lever	233.91
2543	*Recessed waterproof shower mixer (while stock then 2541)	265.31	2721LEP	EP basin mixer H.95mm L.120mm, no waste, Hygiene lever	287.88
254BOX	Waterproof recessed housing for mech shower no elbow kit 1/2	296.79	2721T	Mechanical basin mixer H95mm L120mm, no waste, solid lever	223.56
254CBOX	Waterproof recessed housing for mech shower w elbow kit 1/2	331.29	2721TEP	EP basin mixer H95mm L120mm, no waste, solid lever	269.90
2551	Waterproof rec shower mixer with elbow kit 2/2 (+254CBOX)	289.88	2739	Securitouch mechanical shower mixer, sculptured lever, SC	267.94
2551EP	Waterproof rec EP shower mixer with elbow kit 2/2 (+254CBOX)	331.29	2739EP	SECURITHERM EP shower mixer, sculptured lever, SC unions	331.29
2561D	Dispenser and bin for hygienic bags polished stainless steel	305.49	2739EPHYG	Auto drain shower kit w. Securitouch mixer 2739EP, SC unions	404.52
2561DS	Dispenser and bin for hygienic bags satin stainless steel	305.49	2739EPKIT	Shower riser kit with Securitouch mixer 2739EP, SC unions	447.61
2564T1	Mech basin mixer high swivel spout H.165 L.140 Hygiene lever	245.57	2739EPS	SECURITHERM EP shower mixer, sculptured lever, offset std	291.07
2564T1EP	EP basin mixer high swivel spout H.165 L.140, Hygiene lever	285.73	2739EPSHYG	Auto-drain shower kit w. Securitouch mixer 2739EPS offset std	364.32
2564T2	Mech basin mixer high swivel spout H.165 L.220 Hygiene lever	258.19	2739EPSKIT	Shower riser kit with Securitouch mixer 2739EPS, offset std	407.37
2564T2EP	EP basin mixer high swivel spout H.165 L.220, Hygiene lever	298.52	2739HYG	Auto drain shower kit w. Securitouch mixer 2739, SC unions	341.28
2564T3	Mech basin mixer high swivel spout H.305 L.140 Hygiene lever	272.23	2739KIT	Shower riser kit with Securitouch mixer 2739, SC unions	384.36
2564T3EP	EP basin mixer with high swivel spout H.305 L.140 Hyg lever	312.66	2739S	Securitouch mechanical shower mixer, sculptured lever, std	227.72
2564T4	Mech basin mixer high swivel spout H.305 L.220 Hygiene lever	282.41	2739SHYG	Auto drain shower kit w. Securitouch mixer 2739S, offset std	301.06
2564T4EP	EP basin mixer with high swivel spout H.305 L.220, Hyg lever	322.78	2739SKIT	Shower riser kit with Securitouch mixer 2739S, offset std	344.23
2564T5	Mech basin mixer high swivel spout H.205 L.170 Hygiene lever	255.00	2739T	Securitouch mechanical shower mixer, solid lever, SC unions	267.94
2564T5EP	EP basin mixer high swivel spout H.205 L.170, Hygiene lever	295.41	2739TEP	SECURITHERM EP shower mixer, solid lever, SC unions	331.29
2565T1	Mechanical basin mixer high fixed spout H165 L140, Hyg lever	219.02	2739TEPS	SECURITHERM EP shower mixer, solid lever, standard unions	291.07
2565T1EP	EP basin mixer high fixed spout H.165 L.140 Hygiene lever	260.13	2739TS	Securitouch mechanical shower mixer, solid lever, std unions	227.72
2565T3	Mech basin mixer high fixed spout H.305 L.140, Hygiene lever	254.11	28.2P	2 x Scale proof aerator M28/100	28.12
2565T3EP	EP basin mixer high fixed spout H.305 L.140 Hygiene lever	294.53	2820L	BIOCLIP mechanical basin mixer H95 L120 waste Hygiene lever	378.31
2565T5	Mechanical basin mixer high fixed spout H205 L170 Hyg lever	229.13	2820LEP	BIOCLIP EP basin mixer H95mm L120mm, waste, Hygiene lever	420.35
2565T5EP	EP basin mixer high fixed spout H.205 L.170, Hygiene lever	269.56	2820T	BIOCLIP mech basin mixer H95mm L120mm waste, solid lever	364.32

References prefixed by * are available while stocks last. References are listed in ascending alphanumerical order.

** Price excludes VAT.

REF.	DESCRIPTION	£ **
2820TEP	BIOCLIP EP basin mixer H95mm L120mm, waste, solid lever	406.33
28216L	BIOCLIP mech basin mix H95 L120, no waste, Hyg lever, copper	397.13
28216LEP	BIOCLIP EP basin mix H95 L120, no waste, Hyg lever, copper	436.93
2821L	BIOCLIP mechanical basin mix H95 L120 no waste Hygiene lever	357.31
2821LEP	BIOCLIP EP basin mix H95mm L120mm no waste, Hygiene lever	399.32
2821T	BIOCLIP mech basin mixer H95mm L120mm no waste solid lever	343.29
2821TEP	BIOCLIP EP basin mixer H95mm L120mm, no waste, solid lever	385.34
2870T1	Mech mixer BIOCLIP swivel spout H180 L185 +2 st steel spouts	331.83
2870T1EP	EP mixer BIOCLIP swivel spout H180 L185 +2 st steel spouts	365.02
2870T3	Mech mixer BIOCLIP swivel spout H320 L185 +2 st steel spouts	358.37
2870T3EP	EP mixer BIOCLIP swivel spout H320 L185 + 2 st steel spouts	398.21
2871T1	Mech mixer BIOCLIP swivel spout H.180 L.180 + 1 disp spout	288.03
2871T1EP	EP mixer BIOCLIP swivel spout H180 L180 + 1 disposable spout	327.85
2871T3	Mech mixer BIOCLIP swvl spout H320 L180 + 1 disposable spout	323.87
2871T3EP	EP mixer w. BIOCLIP swivel spout H.320 + 1 disposable spout	361.04
2900	Toilet paper dispenser 200m white lacquered steel	77.58
2901	Toilet paper dispenser 200m polished 304 stainless steel	117.88
2902	Toilet paper dispenser 200m 304 stainless steel satin finish	117.88
2909	Hyperco toilet paper dispenser 400m white ABS	53.57
2910	Toilet paper dispenser 400m white lacquered steel	98.22
2911	Toilet paper dispenser 400m polished 304 stainless steel	172.99
2912	Toilet paper dispenser 400m 304 stainless steel satin finish	172.99
292015.2P	2 x Moulded wall plate Ø60x21x5 for tap M1/2"	10.49
292020	2 x Moulded wall plate Ø55x27x2 for tap M3/4"	5.94
2920L	Mechanical basin mixer H.100 L.110 with waste, Hygiene lever	253.52
2920LEP	EP basin mixer H.100mm L.110mm with waste, Hygiene lever	293.35
2920T	Mech basin mixer H.100 L.110, with pop-up waste, solid lever	244.22
2920TEP	EP basin mixer H.100 L.110, with pop-up waste, solid lever	284.04
2921L	Mech basin mixer H.100 L.110, no pop-up waste, Hygiene lever	236.27
2921LEP	EP basin mixer H.100 L.110, no pop-up waste, Hygiene lever	278.74
2921T	Mech basin mixer H.100 L.110, no pop-up waste, solid lever	225.65
2921TEP	EP basin mixer H.100mm L.110mm, no pop-up waste, solid lever	265.47
30040	BIOFIL 2M non-sterile filter spout L. 138mm Ø22mm	94.48
301	Robe hook x 1 hook polished stainless steel and chrome	20.30
302	Robe hook x 2 hooks polished stainless steel and chrome	37.22
30250	BIOFIL 2M non-sterile tap filter, shower flow	76.33
30251	BIOFIL 2M non-sterile tap filter, straight flow	76.33
30261	BIOFIL 2M non-sterile screw-in shower filter	83.50
30350	BIOFIL 3M non-sterile tap filter, shower flow	98.71
30351	BIOFIL 3M non-sterile tap filter, straight flow	98.71
30361	BIOFIL 3M non-sterile screw-in shower filter	100.09
303D	Robe hook x 3 hooks polished stainless steel and chrome	57.19
30450	BIOFIL 4M non-sterile tap filter, shower flow	109.04
30451	BIOFIL 4M non-sterile tap filter, straight flow	109.04
30461	BIOFIL 4M non-sterile screw-in shower filter	110.43
310000	*SIPHURINOIR vert sphn + seal Ø50/32 brss (stock then 771000)	109.68
311QU1	Swan neck fountain tap M3/8"	120.78
311TR1	Swan neck fountain tap for Rilsan tube 4x6	119.47
312QU1	Bubbler tap chromed M3/8" for fountain	88.41
312TR1	Replaced by 312QU1	-
318200	Discontinued	-
319T61	Push button for fountain taps for Rilsan tube 4x6	92.51
3361	Hyperco WC brush set wall or floor mounted	15.21
3362	Toilet brush Nylon (for brush set 3361)	8.01
3364	Eco ceiling support L800 for rail Ø16 st steel + brass	27.09
3365	Eco ceiling support L800 for rail Ø20 st steel + brass	27.60
3372	*Ceiling supp. L1000 for rail Ø16 pol ss (whl stk then 3364)	50.11
3450	Rectangular bathroom mirror 420x600 6mm thick	61.41
3451	Rectangular bathroom mirror 360x480 6mm thick	47.82
3452	Unbreakable bathroom mirror 10x385x485 mirror pol st steel	182.77
3453	Unbreakable bathroom mirror 1x400x600 polished st steel	180.80
3454	Rectangular bathroom mirror 500x750 6mm thick	80.66

REF.	DESCRIPTION	£ **
3458	Unbreakable bathroom mirror 10x485x585 mirror pol st steel	238.15
3459	Unbreakable bathroom mirror 10x595x980 mirror pol st steel	415.41
350504S	Basic grab bar Ø32 L400 stainless steel satin finish	53.28
350504W	Basic grab bar Ø32 L400 white powder-coated	37.95
350505S	Basic grab bar Ø32 L500 stainless steel satin finish	58.06
350505W	Basic grab bar Ø32 L500 white powder-coated	43.97
350506S	Basic grab bar Ø32 L600 stainless steel satin finish	64.36
350506W	Basic grab bar Ø32 L600 white powder-coated	51.80
350508S	Basic grab bar Ø32 L800 stainless steel satin finish	75.48
35050S	Basic grab bar Ø32 L300 stainless steel satin finish	47.92
35050W	Basic grab bar Ø32 L300 white powder-coated	33.13
35082S	Basic grab bar 135° Ø32 400x400 3 fix points st steel satin	85.88
35082W	Basic grab bar 135° Ø32 400x400 3 fix points white pwd-ctd	69.27
35164S	Basic drop-down rail Ø32 L850 stainless steel satin finish	210.55
35440W	Basic T-shaped shower handrail Ø32 1150x500 white pwd-ctd	132.52
35481W	Shower bar + upright Basic Ø32 white powder coated	193.76
355	Straight curtain rail polished st steel Ø16 - 1m cut-to-size	35.25
356	Straight curtain rail polished st steel Ø16 - 2m cut-to-size	58.72
3565	Toilet roll holder white powder-coated 304 stainless steel	36.29
3569	Wall mounted soap basket angled model polished st steel	40.80
358	ECO telescopic curtain rail Ø20 - 0.76-1.26m polished alu	18.44
359	Extending curtain rail Ø20 polished stainless steel	68.41
360	Discontinued	-
361	*Angled curtain rail Ø16 - 0.8x0.8m pol.ss (while stock)	59.62
362	Adj angled curtain rail 0.7-0.9m polished stainless steel	99.85
366015.2P	2 x DELABIE water free "LONG LIFE" valve head 1/2"	33.94
370000	Replaced by 370100	-
370006	Replaced by 370106	-
370010	Replaced by 370110	-
370016	Replaced by 370116	-
370100	BINOPTIC 2 rec basin tap satin 230/6V L190 kit 2/2 (+370SBOX)	498.91
370106	BINOPTIC 2 rec basin tap satin 6V batt L190 kit 2/2 (+370PBOX)	433.55
370110	BINOPTIC 2 rec basin tap pol SS 230/6V L190 kit2/2 (+370SBOX)	515.33
370116	BINOPTIC 2 rec basin tap pol SS 6V batt L190 kit2/2 (+370PBOX)	450.08
370BCIPP	Discontinued	-
370BCIPS	Discontinued	-
370BCISP	Discontinued	-
370BCISS	Discontinued	-
370BLIPP	Long spout chrome plate st st batteries for rec BINOPTIC 2	336.26
370BLIPS	Long spout plate chrome pl st st mains for rec BINOPTIC 2	364.32
370BLISP	Long spout plate satin st. st. - batteries for rec. BINOPTIC 2	336.26
370BLISS	Long spout plate satin st. st. - mains for rec. BINOPTIC 2	364.32
370PBOX	Waterproof rec housing for BINOPTIC 2 basin 6V battery kit 1/2	162.27
370SBOX	Waterproof rec housing for BINOPTIC 2 basin 230/6V kit 1/2	181.22
371100	100 tokens Ø24 5-10 min delay	244.82
37300015	BINOPTIC 2 basin tap Ø15mm sat st steel mains +stopcock	441.75
37300615	BINOPTIC 2 basin tap Ø15mm sat st steel batteries 6V +stopcock	441.75
37301015	BINOPTIC2 basin tap Ø15 chrome st steel mains 230/6V +stpcck	441.75
37301615	BINOPTIC 2 basin tap Ø15 chrome st st batteries 6V +stopcock	441.75
37303015	BINOPTIC 2 basin tap Ø15 matte black mains 230/6V +stopcock	508.11
37303615	BINOPTIC 2 basin tap Ø15mm matte black 6V batteries + stopcock	508.11
373110E	BINOPTIC 2 basin tap M3/8" chrome pl st steel mains Bluetooth	517.67
373900	Electronic housing and solenoid valve for BINOPTIC 2 mains	265.47
373901	Electronic housing +solenoid vlve for BINOPTIC 2 mains Bluetooth	331.83
373906	Electronic housing and solenoid valve for BINOPTIC 2 batteries	265.47
37400015	BINOPTIC 2 basin tap Ø15mm sat st st H170 mains +stopcock	468.29
374001	Hyperco liquid soap dispenser 0.9L white ABS	74.02
37400615	BINOPTIC 2 basin tap Ø15mm sat st st H170 batteries +stopcock	468.29
37401015	BINOPTIC 2 basin tap Ø15 chrome st steel H170 mains +stpcck	468.29
37401615	BINOPTIC 2 basin tap Ø15 chrome st st H170 batteries +stopcock	468.29
37403015	BINOPTIC 2 basin tap Ø15 matte black H170 mains +stopcock	534.67
37403615	BINOPTIC 2 basin tap Ø15 matte black H170 batteries +stopcock	534.67

References prefixed by * are available while stocks last. References are listed in ascending alphanumerical order.

** Price excludes VAT.

REF.	DESCRIPTION	£ **	REF.	DESCRIPTION	£ **
374110E	BINOPTIC 2 bsn tap M3/8" chrome st steel H170 mains Bluetooth	544.22	4047EW	*Coat hook Ø62x100 white pwd-ctd ss (while stock then 4043EW)	18.80
37500015	BINOPTIC 2 basin tap Ø15 sat st st H250 mains 230/6V stopcock	494.84	4047P	Coat hook Ø62x100 polished stainless steel	19.29
37500615	BINOPTIC 2 basin tap Ø15 sat st steel H250 batteries +stopcock	494.84	4048C	WC brush set wall mtd without lid metallised anth. st steel	71.59
37501015	BINOPTIC 2 basin tap Ø15 chrome st steel H250 mains +stopcock	494.84	4048EW	WC brush set wall mounted without lid white pwd-ctd st steel	71.59
37501615	BINOPTIC 2 basin tap Ø15 chrome st steel H250 batteries+stpck	494.84	4048MLC	WC brush assembly without lid metallised anthr. st steel	21.74
37503015	BINOPTIC 2 basin tap Ø15 matte black H250 mains +stopcock	561.20	4048MLMW	WC brush assembly without lid matte white pwd-ctd st steel	21.74
37503615	BINOPTIC 2 basin tap Ø15 matte black H250 batteries +stopcock	561.20	4048MLP	WC brush assembly without lid polished st steel	21.50
375110E	BINOPTIC 2 bsn tap M3/8" chrome st steel H250 mains Bluetooth	570.76	4048MLS	WC brush assembly without lid stainless steel satin	20.04
378015	BINOPTIC basin tap M3/8" mains 230/12V + trans	403.10	4048MLW	WC brush set assembly without lid white epoxy st steel	20.63
37801515	BINOPTIC basin tap Ø15 for comp. fitting 230/12V + trans	428.34	4048MW	WC brush set wall mtd without lid matte white pwd-ctd st steel	71.59
378015LD	Replaced by 378015	-	4048P	WC brush set wall mounted without lid polished st steel	71.59
378035	BINOPTIC basins M3/8" matte black mains 230/12V	479.20	4048S	WC brush set wall mounted without lid stainless steel satin	71.59
378MCH	BINOPTIC MIX basin mixer M3/8" mains 230/12V + trans	527.80	4049EW	*WC brush set flr std w/o lid wht ss (whl stock then 4048EW)	63.50
378MCH15	BINOPTIC MIX basin mixer Ø15 for CF mains 230/12V + trans	568.65	4049P	WC brush set floor standing without lid polished st steel	63.50
378MCHB	BINOPTIC MIX basins M3/8" matte black mixer mains 230/12V	605.78	4049S	WC brush set floor standing without lid st steel satin	63.50
378MCHLD	Replaced by 378MCH	-	4050EW	*WC brush set flr std with lid wht ss (whl stk then 4051EW)	98.62
379	*Non slip shower mat white rubber (while stock then 447)	28.64	4050P	WC brush set floor standing with lid polished st steel	98.62
379D13	BINOPTIC c-wall 190 basin tap M3/8"spout L135 mains + trans	413.74	4050S	WC brush set floor standing with lid st steel satin finish	98.62
379D1315	BINOPTIC c-w 190 basin tap Ø15 for CF spout L135 mains +trans	438.96	4051BK	WC brush set wall mtd with lid matte black stainless steel	122.72
379D13LD	Replaced by 379D13	-	4051C	WC brush set wall mounted with lid metallised anth. st steel	106.71
379DER	BINOPTIC c-wall 190 basin tap M3/8"spout L205 mains + trans	413.74	4051EW	WC brush set wall mounted with lid white pwd-ctd st steel	106.71
379DER15	BINOPTIC c-w 190 basin tap Ø15 for CF spout L205 mains +trans	438.23	4051FIX	Wall bracket for toilet brush set type 4051	11.19
379DERB	BINOPTIC basin tap M3/8" c-wall 190 matte blk spt L205 mains	488.21	4051L	WC brush without handle	6.46
379DERLD	Replaced by 379DER	-	4051M	Extended ergonomic handle for toilet brushes	14.57
379ECM	*BINOPTIC MIX rec/plt bsn mix M3/8" mains (stock then 379MCH)	807.57	4051MLBK	WC brush assembly with lid matte black stainless steel	56.24
379ECML	*BINOPTIC MIX rec bsn mix M3/8" mains, lng (stock then 379MCH)	848.98	4051MLC	WC brush assembly with lid metallised antracite st. steel	46.40
379ENC	BINOPTIC rec basin tap M3/8" spout L200 mains + trans	424.40	4051MLMW	WC brush assembly with lid matte white powder-coated st. steel	46.40
379ENC15	BINOPTIC rec basin tap Ø15 for CF spout L200 mains + trans	449.62	4051MLP	WC brush assembly with lid polished stainless steel	48.90
379ENCB	BINOPTIC basins M3/8" rec. tap matte black spout L.200mm mains	500.81	4051MLS	WC brush assembly with lid stainless steel satin	45.47
379ENCLD	Replaced by 379ENC	-	4051MLW	WC brush assembly with lid white epoxy st steel	46.40
379MCH	BINOPTIC MIX c-wall 110 basin mix M3/8" mains 230/12V +trans	546.06	4051MW	WC brush set wall mtd with lid matte white pwd-ctd st steel	106.71
379MCH15	BINOPTIC MIX c-wall 110 basin mix Ø15 for CF mains + trans	586.90	4051N	WC brush wall mounted with ergonomic handle white Nylon	82.74
379MCHB	BINOPTIC MIX basins M3/8" mix matt black CW110 mains230/12V	624.31	4051P	WC brush set wall mounted with lid polished stainless steel	106.71
381	Shower curtain 0.9x1.8m white PVC	13.93	4051S	WC brush set wall mounted with lid stainless steel satin	106.71
38101015	BINOPTIC 2 bsn tap Ø15 chrome st steel L140, CW, mains+stpck	428.46	406000	Transformer 230/12V without box, suitable for DIN rail	103.45
382	Shower curtain 1.2x1.8m white PVC	15.13	406220	Transformer 230/12V with waterproof box grey PVC	359.39
38201015	BINOPTIC 2 basin tap Ø15 chrome st st L220 CW mains +stopcock	441.75	4070N	Spare toilet roll holder white Nylon	39.72
383000	BINOPTIC 2 basin tap M1/2" sat st st L140 panels, mains, stpck	398.21	4070P	Spare toilet roll holder polished stainless steel	49.05
383010	BINOPTIC 2 bsn tap M1/2" chrome st st L140 panels mains stpck	398.21	4070S	Spare toilet roll holder polished satin stainless steel	49.05
384100	BINOPTIC 2 basin tap M1/2" w-mounted sat st steel L220 mains	424.75	4081EW	U-shaped toilet roll holder white pwd-ctd stainless steel	35.32
384110	BINOPTIC 2 basin tap M1/2" w-mntd chrome st steel L220 mains	424.75	4081N	U-shaped toilet roll holder white Nylon	22.34
384110E	BINOPTIC 2 basin tap M1/2" wall-m chrome st st L220 Bluetooth	504.40	4081P	U-shaped toilet roll holder polished stainless steel	37.58
384130	BINOPTIC 2 basin tap M1/2" wall-mounted matte black L220 mains	491.11	4081S	U-shaped toilet roll holder stainless steel satin finish	37.58
387	Shower curtain 1.8x1.8m white PVC	18.76	4110P	Shower head holder chrome plated metal for bar Ø25 & Ø32	54.96
38801515	BINOPTIC basin tap Ø15 for CF H.170mm 230/12V mains supply	455.63	423	*Lift-up shower seat with slats (while stock then 510420)	226.14
388035	BINOPTIC basins M3/8" matte black tap H. 170mm mains 230/12V	508.11	428012	Elect control unit 12V for TEMPOMATIC urinal no transformer	455.94
388MCHB	BINOPTIC basins M3/8" matte black mixer H. 170mm mains 230/12V	634.47	428112	Elect control unit 12V for c-wall TEMPOMATIC urinal no trans	346.94
388MCHLH15	BINOPTIC MIX basin Ø15 for CF H.170mm mixer 230/12V mains	595.71	428150	TEMPOMATIC c-wall 155mm urinal valve M1/2" mains 12V	439.56
390	6 x Shower curtain rings chrome plated brass	25.94	428156	Replaced by 430200	-
390BIS	6 x Shower curtain rings plastic	9.31	428200	TEMPOMATIC c-wall 225mm urinal valve M1/2" mains 12V	447.55
39801515	BINOPTIC basin Ø15 for CF H.250mm tap 230/12V mains supply	498.08	428206	Replaced by 430200	-
398035	BINOPTIC basins M3/8" matte black tap H. 250mm mains 230/12V	551.19	429101	Solenoid valve M3/4" 12V + filter for TEMPOMATIC urinal	75.30
398MCHB	BINOPTIC basins M3/8" matte black mixer H. 250mm mains 230/12V	677.57	430000	TEMPOMATIC 4 recessed urinal st steel satin 230/6V kit 2/2	414.13
398MCHLH15	BINOPTIC MIX basin Ø15 for CF H.250mm mixer 230/12V mains	638.16	430006	TEMPOMATIC 4 recessed urinal st steel satin 6V batt kit 2/2	386.51
4042P	Robe hooks x 2 hooks polished stainless steel	31.63	430010	TEMPOMATIC 4 recessed urinal pol st steel 230/6V kit 2/2	414.13
4042S	Robe hooks x 2 hooks polished satin stainless steel	31.63	430016	TEMPOMATIC 4 recessed urinal pol st steel 6V battery kit 2/2	386.51
4042W	Robe hooks x 2 hooks white powder-coated stainless steel	29.26	430020	*TEMPOMATIC 4 rec urinal w. st. stl. 230/6V (stock then 430010)	414.13
4043BK	Coat hook Ø62x65 matte black stainless steel	21.34	430026	Replaced by 430016	-
4043EW	Coat hook Ø62 x 65 white powder-coated stainless steel	16.72	430030	TEMPOMATIC 4 recessed urinal black glass 230/6V kit2/2	491.11
4043N	Coat hook Ø62x65 Nylon	10.48	430036	TEMPOMATIC 4 recessed urinal black glass 6V battery kit2/2	464.57
4043P	Coat hook Ø62x65 polished stainless steel	18.53	430100	TEMPOMATIC cross wall urinal valve M1/2" 30mm mains 12V	378.63
4043S	Coat hook Ø62x65 stainless steel satin finish	18.53	430200	TEMPOMATIC cross wall urinal valve M1/2" 200mm mains 12V	390.10

References prefixed by * are available while stocks last. References are listed in ascending alphanumerical order.

** Price excludes VAT.

REF.	DESCRIPTION	£ **
430646	Solenoid valve 6V f. TEMPOMATIC 4 ur. and BINOPTIC 2 recessed	89.53
430845	1/2" union for TEMPOMATIC 4 rec and urinal valve with flexi	19.56
430CLE	Fork wrench for recessing box	30.83
430PBOX	TEMPOMATIC 4 recessed elect urinal F1/2" 6V batteries kit 1/2	134.63
430PBP	White cover plate battery-op for TEMPOMATIC 4 rec urinal	258.51
430PBS	White cover plate mains for TEMPOMATIC 4 recessed urinal	287.23
430PIPP	Pol SS cover plate battery-op for TEMPOMATIC 4 rec urinal	258.51
430PIPS	Pol st steel cover plate mains for TEMPOMATIC 4 rec urinal	287.23
430PISP	SS satin cover plate battery-op for TEMPOMATIC 4 rec urinal	258.51
430PISS	St steel satin cover plate mains for TEMPOMATIC 4 rec urinal	287.23
430PVP	Black glass cover plate batt-op for TEMPOMATIC 4 rec urinal	425.06
430PVS	Black glass cover plate mains for TEMPOMATIC 4 rec urinal	516.92
430SBOX	TEMPOMATIC 4 recessed electronic urinal F1/2" 230/6V kit 1/2	157.98
433000	White trigger hand spray H. 168mm, adjustable spray	126.06
433003	White scale resistant trigger hand spray H. 208, adj spray	170.93
433005	Multi-jet hand spray for mixers 2597 and 5526	81.71
433009	Black scale resistant trigger hand spray H. 208, adj spray	170.93
433010	Black trigger hand spray H. 168mm, adjustable spray	126.06
433011	Shock-resistant trigger-op hand spray with adjustable spray	189.50
433020	Pre-rinse set with hand spray 433000 no vlv, long col F3/4"	502.44
433038	Stainless steel spring guide for pre rinse set	123.64
433050	Wall-mounted bracket	59.70
433095	White food grade hose FF1/2" L0.95m	72.45
433095CH	Black food grade hose FF1/2" L0.95m	72.45
433120	White food grade hose FF1/2" L1.20m	80.10
433120CH	Black food grade hose FF1/2" L1.20m	80.10
433200	White food grade hose FF1/2" L2.00m	102.17
433220	Pre-rinse set w handspray 433000 no vlv, tel spout +long col	601.11
433305	Nozzle repair kit for white hand spray	29.43
433315	Nozzle repair kit for black hand spray	29.43
433402	Pre-rinse set, short column F3/4" with telescopic spout	288.99
433420	Pre-rinse set with hand spray 433000 no vlv, short col F3/4"	480.47
433422	Pre-rinse set w handspray 433000 no vlv tel spout +short col	582.46
433500	Pre-rinse set, short col F3/4" with swivelling tubular spout	324.14
433520	Pre-rinse short column F3/4" no bib tap	126.85
433620	Pre-rinse set with hand spray 433010 no vlv, short col F3/4"	502.90
433622	Pre-rinse set w handspray 433010 no vlv tub spout +short col	606.54
433720	Pre-rinse set with hand spray 433010 no vlv, long col F3/4"	528.39
433722	Pre-rinse set w handspray 433010 no vlv tub spout + long col	626.31
4337B	Discontinued	-
4337W	Discontinued	-
433800	Pre-rinse set, long col F3/4" with swivelling tubular spout	368.47
433802	Pre rinse long column 3/4" + spout	325.95
433820	Pre-rinse long column F3/4" no bib tap	168.16
434000	HOSPITAL trigger hand spray for bed pans	116.36
434000D	Nozzle for bed pan cleaner hand spray	7.36
434028	Wall support for HOSPITAL + HYGIENE hand spray	9.88
434065	HYGIÉNA trigger hand spray w. flow straightener for bed pans	126.06
434080	Flexible white PVC hose FF1/2" L0.80m	24.84
434125	Flexible white PVC hose FF1/2" L1.25m	30.37
434182	Inverted trigger hand spray with push button for bed pans	80.92
435	*Toilet booster seat with lid white plastic (while stock)	116.88
435020	Pre-rinse set with hand spray 433003 no vlv, long col F3/4"	544.45
435220	Pre-rinse set w handspray 433003 no vlv, tel spout +long col	643.15
435420	Pre-rinse set with hand spray 433003 no vlv, short col F3/4"	522.53
435422	Pre-rinse set w handspray 433003 no vlv tel spout +short col	624.48
435526	Catering flexible hose FF1/2" black L0.55m for mixer 5526	46.45
435576	Flexible hose L. 15m	373.41
435620	Pre-rinse set with hand spray 433009 no vlv, short col F3/4"	544.95
435622	Pre-rinse set w handspray 433009 no vlv tub spout +short col	634.53
435720	Pre-rinse set with hand spray 433009 no vlv, long col F3/4"	570.42
435722	Pre-rinse set w handspray 433009 no vlv tub spout + long col	668.37

REF.	DESCRIPTION	£ **
4359	Straight curtain rail polished st steel Ø20 - 2m cut-to-size	79.97
4373	Ceiling support L 1000 for rail Ø20 polished stainless steel	68.96
44000015	TEMPOMATIC 4 basin tap M1/2" rec mains supply Ø15 +stopcock	422.60
44000115	Replaced by 44000015	-
44000615	TEMPOMATIC 4 basin tap M1/2" 6V batteries 15mm + stopcock	372.51
44000615CO	TEMPOMATIC 4 basin tap M1/2" batt 6V copper tails Ø15 conn +SC	415.05
441100	TEMPOMATIC basin tap c-wall 30mm mains 230/12V spout L.170mm	401.57
44115715	Replaced by 441200	-
441200	TEMPOMATIC basin tap c-wall 200 mains 230/12V spout L.170mm	413.05
441240	Recessed mains supply for TEMPOMATIC/HYBRIMATIC	40.15
44200615	*TEMPOMATIC 3 bsn tap batt 15mm + stpck (stock then 44000615)	482.56
443006	*TEMPOMATIC 3 wll mntd bsn tap 6V batt L190 (stock thn 443506)	518.81
443016	*TEMPOMATIC 3 bsn tap 6V L190 panels 1-4mm (stock then 443516)	556.59
443218	TEMPOMATIC 4 recessed shower valve, 6V battery - kit 2/2	290.90
443219	TEMPOMATIC 4 recessed shower valve, 6V battery +ROUND, kit 2/2	396.34
443228	TEMPOMATIC 4 recessed shower valve, 230/6V - kit 2/2	307.53
443229	TEMPOMATIC 4 recessed shower valve, 230/6V +ROUND, kit 2/2	412.96
443400	TEMPOMATIC 4 basin M1/2" wall-m tap 230/6V rec. mains L.130	451.29
443406	TEMPOMATIC 4 wall mounted basin tap M1/2" 6V batteries L.130	363.97
443406LD	Replaced by 443500	-
443410	TEMPOMATIC 4 basin M1/2" tap CW 230/6V rec. mains L.130	451.29
443416	TEMPOMATIC 4 basin M1/2" cross wall tap 6V L.130	363.97
443426	TEMPOMATIC 4 basin tap M1/2" 6V batteries L.130 panels 1-24mm	368.86
443436	TEMPOMATIC 4 basin M1/2" tap batt 6V L.130mm solid walls refit	363.97
443500	TEMPOMATIC 4 basin M1/2" wall-m tap 230/6V rec. mains L.190	495.09
443500LD	Replaced by 443500	-
443506	TEMPOMATIC 4 wall mounted basin tap M1/2" 6V batteries L.190	405.50
443506LD	Replaced by 443506	-
443510	TEMPOMATIC 4 basin M1/2" tap CW 230/6V rec. mains L.190	495.09
443516	TEMPOMATIC 4 basin M1/2" cross wall tap 6V L.190	405.50
443526	TEMPOMATIC 4 tap M1/2" 6V batteries L.190 for panels 1-24mm	409.17
443536	TEMPOMATIC 4 basin M1/2" tap batt 6V L.190mm solid walls refit	405.50
443PBOX	Rec waterproof housing TEMPOMATIC 4 shower 6V battery, kit 1/2	143.27
443PMP	Chrome-plated metal plate - batt-op rec TEMPOMATIC 4 shower	173.66
443PMS	Chrome-plated metal plate - mains rec TEMPOMATIC 4 shower	161.27
443SBOX	Rec waterproof housing TEMPOMATIC 4 shower 230/6V, kit 1/2	151.47
44400015	Replaced by 44000015	-
44400615	Replaced by 44000615	-
44525315	Replaced by 44000015	-
44525715	Replaced by 44000015	-
447	Non slip duck board semi-rigid white plastic	32.49
447100	TEMPOMATIC basin tap M3/8" 230/12V for panel 1-12mm no spout	488.73
447500	Discontinued	-
449	Round pedal bin 3L polished stainless steel	46.31
44900015	TEMPOMATIC 5 basin tap M1/2" rec mains supply Ø15 +stopcock	299.98
44900115	TEMPOMATIC 5 basin tap M1/2" UK mains plug Ø15 + stopcock	299.98
44900615	TEMPOMATIC 5 basin tap M1/2" 6V batteries 15mm + stopcock	299.98
449406	TEMPOMATIC 5 wall mounted basin tap M1/2" 6V batteries L.110	263.89
449410	TEMPOMATIC 5 basin M1/2" tap CW 230/6V rec. mains L.110	310.14
449416	TEMPOMATIC 5 basin M1/2" cross wall tap 6V L.110	310.14
450P	Round pedal bin 5L polished stainless steel	61.13
452020	TEMPOMATIC shower valve M1/2" recessed mains 230/12V	435.99
452029	TEMPOMATIC shower kit M1/2" rec 230/12V + ROUND shower head	481.89
452100	TEMPOMATIC shower valve M1/2" cross-wall 30mm mains 230/12V	332.73
452109	TEMPOMATIC shower kit M1/2" c-wall 30 230/12V +ROUND sh head	424.52
452150	TEMPOMATIC cross wall 150mm shower valve M1/2" mains 230/12V	398.21
452159	TEMPOMATIC c.w. 150mm sh.valve M1/2" 230/12V +ROUND sh. head	504.40
452200	TEMPOMATIC shower valve M1/2" cross-wall 200 mains 230/12V	344.21
452209	TEMPOMATIC shower kit M1/2" c-wall 200 230/12V +ROUND sh head	435.99
452300	*TEMPOMATIC alu shwr panl 6V batt top inlet (stock thn 714906)	756.49
452310	Replaced by 714916	-
452565	TEMPOMATIC recessed shower valve M1/2" mains 230/12V	485.02

References prefixed by * are available while stocks last. References are listed in ascending alphanumerical order.

** Price excludes VAT.

REF.	DESCRIPTION	£ **	REF.	DESCRIPTION	£ **
452569	TEMPOMATIC recessed sh. valve M1/2" 230/12V + ROUND sh. head	590.10	478MCHB	BINOPTIC MIX basins M3/8" matt black mix w/ housing 6V batt.	716.35
453140	MINERALCAST wall mtd basin L1400 3 places Ø35 centre hole	1,931.36	479006	Replaced by 479410	-
454001A	MINERALCAST mounting bracket H525	236.19	479007	Replaced by 479412	-
454010	MINERALCAST mounting bracket H675	272.33	479008	Replaced by 479411	-
454120	MINERALCAST wall mtd basin L1200 2 places no tap hole	1,242.30	479410	TEMPOMATIC 4 urinal M1/2" inline 6V battery offset 35mm	380.59
454122	MINERALCAST wall mtd basin L1200 2 places Ø35 centre hole	1,320.42	479411	TEMPOMATIC 4 urinal M1/2" angled 6V battery offset 35mm	366.21
454180	MINERALCAST wall mtd basin L1800 3 places no tap hole	1,624.34	479412	TEMPOMATIC 4 urinal kit angled 6V batt offset 50 + neck tube	399.26
454182	MINERALCAST wall mtd basin L1800 3 places Ø35 centre hole	1,741.57	479413	TEMPOMATIC 4 urinal kit M1/2" angled 6V batt for FINO	413.63
460	Wall mounted rectangular bin 13L polished stainless steel	145.32	479414	TEMPOMATIC 4 urinal kit M1/2" angled 6V batt for DELTA	410.75
461032	Cartridge and solenoid valve for dual control TEMPOMATIC WC	126.10	479415	Discontinued	-
461034	Solenoid valve MM1" 12V for TEMPOMATIC WC 463326	413.57	479416	TEMPOMATIC 4 urinal kit M1/2" angled 6V battery offset 30mm	397.84
461035	Solenoid valve MM1" 12V for TEMPOMATIC WC + urinal	123.31	479436	Electronic control unit 6V battery-op for TEMPOMATIC 4 urinal	188.06
462	Wall mounted rectangular bin with cover 13L pol st steel	189.33	479446	Electronic control unit 6V battery-op for TEMPOMATIC 3 urinal	246.64
463000	Electronic multi unit 230/12V for TEMPOMATIC WC + trans	346.75	479452	Solenoid valve 6V with SECURITHERM shower housing support	126.10
463030	TEMPOMATIC WC cross wall 30mm valve 1" mains 230/12V	828.27	479650	Solenoid valve 6V with flow rate adjustor for TEMPOMATIC 4	126.10
463150	TEMPOMATIC WC cross wall 160mm valve 1" mains 230/12V	828.27	479651	Solenoid valve 6V with flow rate adjustor for TEMPOMATIC 3	126.10
463326	Replaced by 464SBOX+464000	-	479660	Solenoid valve 6V M17/125 with flow rate adjuster	126.10
463399	Detector for TEMPOMATIC WC with 4m cable	234.73	479661	6V solenoid valve for SPORTING 2	126.10
463SRH	Solenoid valve + stopcock F1" + vacuum breaker Ø32 for WC	239.61	479662	Solenoid valve 6V with M1/2" unions for shower panels	126.10
464000	TEMPOMATIC WC dual control recessed st steel 230/6V kit 2/2	583.09	479666	Solenoid valve 6V + flow rate adjuster for TEMPOMATIC 5	119.47
464006	TEMPOMATIC WC dual control recessed st steel 6V bat. kit 2/2	553.92	479748	Replaced by 479650	-
464050	TEMPOMATIC WC dual cntrl rec m. bck 230/6V kit 2/2(+464SBOX)	611.77	479749	Replaced by 479651	-
464056	TEMPOMATIC WC dual cntrl rec m. bck 6V batt kit 2/2(+464PBOX)	582.61	482010	BINOPTIC MIX 2 bsn mix M3/8" chrome st st L220 CW mains+stpckck	504.40
464100	TEMPOMATIC WC 1" valve cross-wall 30mm mains 230/12V	780.20	48201015	BINOPTIC MIX 2 basin mix Ø15 chrome st st L220 CW mains+stpckck	514.33
464200	TEMPOMATIC WC 1" valve cross-wall 200mm mains 230/12V	791.68	482030	BINOPTIC MIX 2 bas mix M3/8" matte blk L220, CW,mains+stopcock	570.76
464300	TEMPOMATIC recessed dual ctrl 3/4" WC valve, side ctrl 230/6V	786.88	48203015	BINOPTIC MIX 2 bas mix Ø15 matte black L220,CW, mains+stopcock	580.69
464306	TEMPOMATIC rec dual ctrl 3/4" WC valve, side ctrl batteries	759.26	482110	BINOPTIC MIX 2 basin mixer M3/8" chrome st st L220 CW mains	492.01
464PBOX	TEMPOMATIC WC 3/4" rec dual ctrl vlv 6V bat kit 1/2 (+464006)	174.94	482130	BINOPTIC MIX 2 basin mixer M3/8" matte black L220, CW, mains	558.37
464PISP	Satin SS plate - batteries for TEMPOMATIC WC rec dual control	403.66	484000	BINOPTIC MIX 2 wall bas mix M1/2" sat ss L.240 mains +stopcock kit2/2	449.95
464PISS	Satin SS plate - mains supply for TEMPOMATIC WC rec dual ctrl	478.57	484010	BINOPTIC MIX 2 wall bas mix M1/2" chr ss L.240 mains +stopcock kit2/2	449.95
464SBOX	TEMPOMATIC WC 3/4" dual control rec 230/6V kit 1/2 (+464000)	174.94	484010E	BINOPTIC MIX 2 wall bas mix M1/2" pol L.240 mains+stopcock, BT kit2/2	529.60
465	Slimline wall mounted rectangular bin 4,5L polished st steel	155.58	484012	Nanny joint, rec. for BINOPTIC MIX 2, TEMPOMATIC MIX 4 kit1/2	160.63
465000	TEMPOMATIC WC recessed stainless steel 230/6V kit 2/2	610.58	487020	TEMPOMATIC multi-urinal valve M3/4" rec 230/12V +transformer	871.99
465006	TEMPOMATIC WC recessed stainless steel 6V bat. kit 2/2	610.58	487449	Electronic control unit 12V for TEMPOMATIC urinals & showers	346.94
465050	TEMPOMATIC WC rec m. bck 230/6V kit 2/2(+464SBOX)	639.27	487499	Detector for TEMPOMATIC multi urinals	231.20
465056	TEMPOMATIC WC rec m. bck 6V batt kit 2/2(+464PBOX)	639.27	487620	TEMPOMATIC recessed multi urinals M3/4" 230/12V +transformer	895.09
465S	Slimline wall mounted rectangular bin 4.5L satin st. steel	155.58	48801515	BINOPTIC basin Ø15 for CF tap H.170mm 6V battery operated	547.60
47300015	BINOPTIC MIX 2 basin mixer Ø15 sat st st mains, stopcock	514.33	488035	BINOPTIC for basins M3/8" matte black tap H.170mm 6V bty-op	601.47
47300615	BINOPTIC MIX 2 basin mixer Ø15 sat st st batteries, stopcock	514.33	488MCHB	BINOPTIC MIX basins M3/8" matte black mix H.170mm 6V batteries	745.07
47301015	BINOPTIC MIX 2 bsn mixer Ø15 chrome st steel mains, stopcock	514.33	488MCHLH15	BINOPTIC MIX Ø15 for CF mixer H.170mm 6V battery operated	704.65
47301615	BINOPTIC MIX 2 basin mixer Ø15 chrome st batteries stopcock	514.33	49000015	TEMPOMATIC MIX 4 basin M1/2" rec mains supply Ø15 stopcocks	461.67
47303015	BINOPTIC MIX 2 basin mix Ø15 matte black mains, stopcock	580.69	49000115	TEMPOMATIC MIX 4 basin M1/2" rec UK mains plug Ø15 stopcocks	435.12
47303615	BINOPTIC MIX 2 basin mix Ø15 matte black batteries, stopcock	580.69	49000615	TEMPOMATIC MIX 4 basin mix M1/2" batteries 15mm + stopcocks	412.82
473110E	BINOPTIC MIX 2 basin mixer M3/8" chrome st st mains Bluetooth	584.05	49000615CO	TEMPOMATIC MIX 4 basins M1/2" batt copper tails Ø 15 conn +SC	498.03
47400015	BINOPTIC MIX 2 basin mixer Ø15 sat st st H170 mains, stopcock	540.86	490230EXT	Electrical extension for TEMPOMATIC 4 basin	23.94
47400615	BINOPTIC MIX 2 basin mixer Ø15 sat st st H170 batt, stopcock	540.86	490240	Recessed 6V supply for TEMPOMATIC 4 basin from Feb 2016	109.68
47401015	BINOPTIC MIX 2 basin mixer Ø15 chrome st st H170 mains stpckck	540.86	490241UK	6V british electrical plug for TEMPOMATIC 4 basin	75.30
47401615	BINOPTIC MIX 2 basin mixer Ø15 chrome st st H170 batt stopcock	540.86	490446	Electronic control unit 6V battery operated for TEMPOMATIC 4	222.58
47403015	BINOPTIC MIX 2 basin mixer Ø15 matte black H170 mains, stpck	607.24	490450	Electronic unit for TEMPOMATIC 4 mains supply from Feb 2016	222.58
47403615	BINOPTIC MIX 2 basin mixer Ø15 matte black H170 batt, stopcock	607.24	49200615	*TEMPOMATIC MIX 3 bsn batt Ø15 +stpckcks (stock thn 49000615)	524.93
474110E	BINOPTIC MIX 2 basin mixer M3/8" chrome st steel H170 mains BT	610.58	492446	Electronic control unit for TEMPOMATIC 3 integ 6V battery	222.58
47500015	BINOPTIC MIX 2 basin mixer Ø15 sat st st H250 mains, stopcock	567.42	492647	Solenoid valve M for TEMPOMATIC 3 urinal	202.91
47500615	BINOPTIC MIX 2 basin mixer Ø15 satin st st H250 batt, stopcock	567.42	493400	TEMPOMATIC MIX 4 basin M1/2" wall-m mix 230/6V rec mains L.160 kit2/2	459.57
47501015	BINOPTIC MIX 2 basin mixer Ø15 chrome st st H250 mains, stpck	567.42	493406	TEMPOMATIC MIX 4 basin M1/2" wall-m mixer 6V batteries L.160 kit2/2	404.16
47501615	BINOPTIC MIX 2 basin mixer Ø15 chrome st st H250 batt, stpckck	567.42	493410	*TEMPOMATIC MIX 4 bsn CW 230/6V L.130 (stock thn 493510)	494.59
47503015	BINOPTIC MIX 2 basin mixer Ø15 matte black H250 mains, stpck	633.78	493416	*TEMPOMATIC MIX 4 bsn c-wall 6V batt L.130 (stock thn 493516)	442.13
47503615	BINOPTIC MIX 2 basin mixer Ø15 matte black H250 batt, stopcock	633.78	493500	TEMPOMATIC MIX 4 basin M1/2" wall-m mix 230/6V rec mains L.220 kit2/2	505.78
475110E	BINOPTIC MIX 2 basin mixer Ø15 chrome st steel H250 mains BT	637.14	493506	TEMPOMATIC MIX 4 basin M1/2" wall-m mixer 6V batteries L.220 kit2/2	450.37
477000	Replaced by 479410	-	493506LD	Replaced by 493506	-
47801515	BINOPTIC basin tap Ø15 for compression fitting 6V battery	519.31	493510	TEMPOMATIC MIX 4 basin F3/8" mixer CW 230/6V rec mains L.190	538.40
478035	BINOPTIC basins M3/8" matte black tap 6V batteries	572.72	493516	TEMPOMATIC MIX 4 basin F3/8" mix c-wall 6V batteries L.190	485.92
478MCH15	BINOPTIC MIX basin mixer Ø15 compression fittings 6V battery	676.36	49400015	Replaced by 49000015	-

References prefixed by * are available while stocks last. References are listed in ascending alphanumerical order.

** Price excludes VAT.

REF.	DESCRIPTION	£ **
49400615	Replaced by 49000615	-
495009	TEMPOMATIC detector with cable L0.10m	88.76
495070	TEMPOMATIC detector with cable L0.7m	99.61
495149	TEMPOMATIC detector with cable L 1.50m	109.83
49525315	Replaced by 49000015	-
49525715	Replaced by 49000615	-
495444BC	Standard electronic control unit 230/12V with duty flush	231.58
495445BC	Multifunction elect control unit 230/12V for TEMPOMATIC	341.83
495446BC	Electronic control unit 6V battery operated for TEMPOMATIC	398.84
495499	TEMPOMATIC detector with cable L5m	166.80
495606	Solenoid vlv M3/8" 6V + filter for TEMPOMATIC, BINOPTIC basin	126.10
495612	Solenoid vlv M3/8" 12V + filter for TEMPOMATIC, BINOPTIC basin	55.61
495615	Solenoid valve M1/2" 6V +filter for TEMPOMATIC shower+urinal	126.10
495626	Solenoid vlv M1/2" 12V + filter for TEMPOMATIC basin/urinal	56.45
495626CEB	Solenoid valve 1/2" + cable L.4m for multifunction unit	78.16
49801515	BINOPTIC basin Ø15 for CF tap H.250mm 6V battery operated	590.05
498035	BINOPTIC for basins M3/8" matte black tap H.250mm 6V bty-op	644.52
498MCHB	BINOPTIC for basins M3/8" matte black mixer H.250mm 6V bty-op	788.15
498MCHLH15	BINOPTIC MIX Ø15 for CF mixer H.250mm 6V battery operated	747.12
49900015	TEMPOMATIC MIX 5 basin M1/2" rec mains supply Ø15 stopcocks	339.80
49900115	TEMPOMATIC MIX 5 basin M1/2" rec UK mains plug Ø15 stopcocks	339.80
49900615	TEMPOMATIC MIX 5 basin mix M1/2" batteries 15mm + stopcocks	339.80
499410	TEMPOMATIC MIX 5 basin F3/8" mixer CW 230/6V rec mains L.110	353.55
499416	TEMPOMATIC MIX 5 basin F3/8" mix c-wall 6V batteries L.110	353.55
499900	Electronic housing for TEMPOMATIC 5 mains supply	106.18
499906	Electronic housing for TEMPOMATIC 5 battery-op	106.18
500920	ECONOMIX TMV's repair kit	199.43
500980	Repair kit - HYDROMIX and HYDROMIX combi's	112.83
50504N	Grab bar Ø32 L400 white Nylon	76.28
50504P2	Grab bar Ø32 L400 polished stainless steel	74.33
50504S	Grab bar Ø32 L400 Stainless steel satin finish	74.33
50505N	Grab bar Ø32 L500 white Nylon	83.89
50505P2	Grab bar Ø32 L500 polished stainless steel	80.15
50505S	Grab bar Ø32 L500 stainless steel satin finish	80.15
50506MN	Replaced by 50506N	-
50506N	Grab bar Ø32 L600 white Nylon	90.70
50506P2	Grab bar Ø32 L600 polished stainless steel	85.96
50506S	Grab bar Ø32 L600 stainless steel satin finish	85.96
50509N	Grab bar Ø32 L900 white Nylon	114.40
50509P2	Grab bar Ø32 L900 polished stainless steel	103.37
50509S	Grab bar Ø32 L900 Stainless steel satin finish	103.37
5050MN	Replaced by 5050N	-
5050N	Grab bar Ø32 L300 white Nylon	71.63
5050P2	Grab bar Ø32 L300 polished stainless steel	68.52
5050S	Grab bar Ø32 L300 stainless steel satin finish	68.52
50510S	Grab bar Ø32 L.1050 Stainless steel satin	145.90
5055P2	*Grab bar Ø25 L300 pol. stain st. (while stock then 5050P2)	66.28
5056P2	*Grab bar Ø25 L400 pol. stain st. (while stock then 5050P2)	70.53
5057P2	*Grab bar Ø25 L500 pol. stain st. (while stock then 5050P2)	76.23
5058P2	*Grab bar Ø25 L600 pol. stain st. (while stock then 5050P2)	84.61
5059P2	*Grab bar Ø25 L900 pol. stain st. (while stock then 5050P2)	92.78
5070DP2	L-shaped handrail (right) Ø32 H750 polished stainless steel	188.29
5070DS	L-shaped handrail (right) Ø32 H750 stainless steel satin	188.29
5070GP2	L-shaped handrail (left) Ø32 H750 polished stainless steel	188.29
5070GS	L-shaped handrail (left) Ø32 H750 stainless steel satin	188.29
5070N	L-shaped handrail Ø32 H750 white Nylon	194.84
5071DP2	L-shaped handrail (right) Ø32 H1150 polished stainless steel	212.84
5071DS	L-shaped handrail (right) Ø32 H1150 stainless steel satin	212.84
5071GP2	L-shaped handrail (left) Ø32 H1150 polished stainless steel	212.84
5071GS	L-shaped handrail (left) Ø32 H1150 stainless steel satin	212.84
5071N	L-shaped handrail Ø32 H1245 white Nylon	237.70
5081N	Grab rail 135° Ø32 400x400 3 fixing points white Nylon	136.59

REF.	DESCRIPTION	£ **
5081P2	Grab rail 135° Ø32 400x400 2 fix. points polished st steel	98.93
5081S	Grab rail 135° Ø32 400x400 2 fixing points st steel satin	98.93
5082P	Grab rail 135° Ø32 400x400 3 fix. points polished st steel	113.77
5082S	Grab rail 135° Ø32 400x400 3 fixing points st steel satin	113.77
5082W	Grab rail 135° Ø32 400x400 3 fix points wht pwd-ctd st steel	138.09
5083N	Grab rail 135° Ø32 220x220 3 fix. points wht Nylon	120.27
5083P	Grab rail 135° Ø32 220x220 2 fix. points polished st steel	94.48
5083S	Grab rail 135° Ø32 220x220 2 fixing points st steel satin	94.48
5086P2	Grab rail 135° Ø25 400x400 2 fix. points polished st steel	79.62
5087P	Grab rail 135° Ø25 400x400 3 fix. points polished st steel	91.38
510042N	Double hook white Nylon	8.21
510043N	Single hook white Nylon	7.54
510047BK	Matte black stainless steel coat hook	13.42
510047P	Bright polished stainless steel hook	13.23
510047S	Satin finish stainless steel hook	13.23
510047W	White powder coated stainless steel hook	13.23
510050P	*WC brush set lid + ergo hdlr pol. (whl stk then 4050P+4051M)	121.26
510050S	*WC brush set lit + ergo hdlr sat. (whl stk then 4050S+4051M)	121.26
510050W	*WC brush set lit +ergo hdlr wht (whl stk then 4050EW+4051M)	121.26
510051C	*WC brush w-mtd lid +ergo hdlr anth. (whl stk thn4051C+4051M)	132.27
510051MW	*WC brush w-mtd lid +ergo hdlr wht(whl stk then 4051EW+4051M)	132.27
510051P	*WC brush w-mtd lid +ergo hdlr pol.(whl stk then 4051P+4051M)	132.27
510051S	*WC brush w-mtd lid +ergo hdlr sat.(whl stk then 4051S+4051M)	132.27
510051W	*WC brush w-mtd lid +ergo hdlr wht(whl stk then 4051EW+4051M)	132.27
510081	Toilet roll holder for bars Ø32-34 grey Nylon	29.59
510081N	Toilet roll holder for bars Ø32-34 white Nylon	29.59
510081P	Toilet roll holder for bars Ø32-34, chrome-plated	35.65
510082P	Double toilet roll holder bright polished stainless steel	38.06
510082S	Double toilet roll holder polished satin stainless steel	38.06
510082W	Double toilet roll holder powder-coated stainless steel	38.06
510083BK	Single toilet roll holder matte black stainless steel	33.95
510083P	Single toilet roll holder bright polished stainless steel	29.53
510083S	Single toilet roll holder polished satin stainless steel	29.53
510083W	Single toilet roll holder powder-coated stainless steel	29.53
5100DP2	*Right-angled bar (right) Ø32 pol. ss. (whl stk then 5481P)	350.29
5100DS	*Right-angled bar (right) Ø32 ss sat. (whl stock then 5481S)	350.29
5100GP2	*Right-angled bar (left) Ø32 pol. ss (while stock then 5481P)	350.29
5100GS	*Right-angled bar (left) Ø32 ss sat. (while stock then 5481S)	350.29
5100N	Right-angled bar Ø32 white Nylon	324.13
510104S	Anti-lig coat hook Ø90 304 st steel satin (ex-0011040000)	136.12
510110	Shower head holder white Nylon for bar Ø32	34.48
510110NG	Shower head holder grey Nylon for bar Ø32	18.09
510120	Clip-on sliding shower soap dish clear for bar Ø25&32	25.48
510120N	Clip-on sliding shower soap dish white Nylon for bar Ø25&32	25.48
510150	Chrome-plated cover plate (bars 510160-510164-510162-510170)	62.39
510150N	Cover plate white Nylon (for bars 5160N-5164N-5162N-5170N)	43.94
510151S	Female wall sticker 304 st steel satin (ex-0011410000)	27.44
510152S	Male wall sticker 304 stainless steel satin (ex-0011400000)	27.44
510153S	Disabled wall sticker 304 st steel satin (ex-0011370000)	27.44
510154S	WC wall sticker 304 stainless steel satin (ex-0011420000)	27.44
510155S	Mixed disabled sticker 304 st steel satin (ex-0011380000)	28.99
510156S	*Wall sign, baby changing room, 304 sat. stain. s (whl stock)	27.44
510158	*wht polyester weighted curtain 790 x 880mm + rings (whl stk)	46.13
510159N	*Lift-up splash guard curtain rail L. 900 wht Nylon (whl stk)	258.32
510159P	*Lift-up splash guard curtain rail L. 900 pol. st s (whl stk)	258.32
510159S	*Lift-up splash guard curtain rail L. 900 sat. st s (whl stk)	258.32
510160P	Drop-down support rail Ø32 L650 polished stainless steel	327.32
510160S	Drop-down support rail Ø32 L650 stainless steel satin finish	327.32
510161P	*Wall support rail Ø32 L650 pol. ss (whl stock then 510160P)	319.86
510161S	*Wall support rail Ø32 L650 sat. ss (whl stock then 510160S)	319.86
510162P	Drop-down rail with leg Ø32 L650 polished stainless steel	390.85
510162S	Drop-down rail with leg Ø32 L650 stainless steel satin	390.85

References prefixed by * are available while stocks last. References are listed in ascending alphanumerical order.

** Price excludes VAT.

REF.	DESCRIPTION	£ **	REF.	DESCRIPTION	£ **
510164P	Drop-down support rail Ø32 L850 polished stainless steel	360.05	510583	Liquid soap dispenser 0.5L polished 304 stainless steel	112.99
510164S	Drop-down support rail Ø32 L850 stainless steel satin finish	360.05	510584	Liquid soap dispenser 0.5L white powder-coated 304 st. steel	99.92
510170P	Drop-down rail with leg Ø32 L850 polished stainless steel	421.51	510585	Washer repair kit for 51058x soap dispensers	8.47
510170S	Drop-down rail with leg Ø32 L850 stainless steel satin	421.51	510586	Liquid soap dispenser 0.5L 304 stainless steel satin finish	105.80
510201N	Adjustable mirror 600 x 500mm with white Nylon handle	283.35	51058CO	*Lid for 51058x liquid soap dispensers (while stock)	9.56
510202BK	Tilting mirror 600 x 500mm with matte black tab handle	250.99	51058M	Pump for soap dispenser 510580	49.10
510202C	Adjustable mirror 600 x 500mm with anthracite handle	245.13	510601BK	Folded paper towel dispenser matte black 304 stainless steel	163.06
510202N	Adjustable mirror 600 x 500mm with white handle	245.13	510601P	Folded paper towel dispenser polished stainless steel	141.78
510202P	Adjustable mirror 600 x 500mm with polished handle	245.13	510601S	Folded paper towel dispenser stainless steel satin finish	141.78
510202S	Adjustable mirror 600 x 500mm with polished satin handle	245.13	510601W	Folded paper towel dispenser white powder-coated	127.54
510203	Mirror cabinet 600mm elec tap + elec soap disp + hand dryer	2,055.75	510621	SPEEDJET automatic hand dryer with pulsed air grey metal	1,478.79
510203I	Unit with electronic tap, electronic soap disp., hand dryer	1,204.74	510621F	Filter for 510621 delivered after 2013	29.24
510203SD	Electronic soap disp unit for installation behind the mirror	366.44	510621FA	Filter for 510621 delivered before 2013	30.63
510204	Mirror cabinet 800mm elec tap + elec soap disp + hand dryer	2,415.82	510621R	Reservoir for 510621	39.14
510205	Mirror cabinet 600mm elec tap + elec soap disp + paper towel	1,777.02	510622	HIGHFLOW automatic air pulse hand dryer bright st st	469.06
510205I	Unit with elec tap, electronic soap disp., paper towel disp	953.75	510622BK	HIGHFLOW automatic air pulse hand dryer matte black st st	539.45
510206	Mirror cabinet 800mm elec tap + elec soap disp + paper towel	2,131.27	510622S	HIGHFLOW automatic air pulse hand dryer satin finish st. st.	469.06
510207	Mirror cabinet 600mm electronic soap dispenser + hand dryer	1,706.71	510622W	HIGHFLOW automatic air pulse hand dryer white st. st. finish	469.06
510208	Mirror cabinet 800mm electronic soap dispenser + hand dryer	1,907.50	510623F	HEPA filter for SPEEDJET 2 without drip tray	111.84
510209	Mirror cabinet 600mm elec soap disp + paper towel dispenser	1,425.60	510624B	SPEEDJET 2 air pulse hand dryer, matte black with reservoir	1,328.70
510210	Mirror cabinet 800mm elec soap disp + paper towel dispenser	1,616.35	510624C	SPEEDJET 2 air pulse hand dryer, anthracite with reservoir	1,220.00
510300	Removable Comfort shower seat polished stainless steel	600.80	510624F	HEPA filter for SPEEDJET 2 with reservoir	60.40
510300N	Removable Comfort shower seat white pwd-ctd stainless steel	600.80	510624RB	Reservoir for SPEEDJET 2 black	84.55
510300S	Removable Comfort shower seat stainless steel satin finish	600.80	510624RC	Reservoir for SPEEDJET 2 anthracite	84.55
510400	ALU lift-up shower seat with leg	155.61	510624RW	Reservoir for SPEEDJET 2 white	84.55
510400C	*Cover for seat articulation 510400 (while stock)	20.24	510624W	SPEEDJET 2 auto air pulse hand dryer, white with reservoir	1,183.74
510400L	*3 x slats for seat 510400 (while stock)	118.54	510625P	HIGHFLOW compact automatic air pulse hand dryer bright st st	386.52
510405	BASIC lift-up shower seat with leg	140.55	510625S	HIGHFLOW compact automatic air pulse hand dryer satin st st	386.52
510410	ALU lift-up shower seat with leg - large model	256.54	510627P	Wall mounted soap dish 304 stainless steel, polished	42.51
510410L	*4 x slats for large seat 510410 (while stock)	180.89	510627S	Wall mounted soap dish 304 stainless steel satin finish	42.51
510418	ALU shower stool	144.81	510629	Comfort backrest for WC polished stainless steel structure	185.84
510418L	*3 x slats for stool 510418 (while stock)	120.15	510629N	Nylon Comfort backrest for WC	204.99
510420	Lift-up Comfort shower seat polished stainless steel	402.16	510629S	Comfort backrest for WC stainless steel satin finish	185.84
510420N	Lift-up Comfort shower seat white pwd-ctd stainless steel	402.16	510700	Wall-mounted changing table	422.77
510420S	Lift-up Comfort shower seat stainless steel satin finish	402.16	510711S	Soap dispenser 1L rec 304 st steel satin (ex-0013200000)	237.22
510429	Comfort backrest for shower seat polished stainless steel	224.01	510712S	Paper towel dispenser rec 304 st steel satin (ex-0013120000)	288.26
510429N	Comfort backrest for shower seat white pwd-ctd st steel	224.01	510713S	Bin with push flap 18L rec 304 st st satin (ex-0013320000)	360.34
510429S	Comfort backrest for shower seat st steel satin finish	224.01	510714S	Paper towel disp + 10L bin rec combi unit (ex-0013680000)	464.44
510430	Lift-up Comfort shower seat + leg polished stainless steel	540.67	510715S	Paper towel disp + 30L bin rec combi unit (ex-2015101324)	724.89
510430N	Lift-up Comfort shower seat with leg white powder-coated	540.67	510716S	Dryer, paper towel disp + bin rec combi unit (ex-0013690000)	1,281.22
510430S	Lift-up Comfort shower seat with leg st steel satin finish	540.67	510788P	Single towel rail Ø20 L600 polished stainless steel	41.82
510434	*Cmf shwr seat + backrest pol. ss (whl stk then 510420+510429)	624.67	510788S	Single towel rail Ø20 L600 stainless steel satin finish	41.82
510434N	*Cmf shwr seat + br wht pwd-ctd (whl stk then 510420N+510429N)	624.67	510788W	Single towel rail Ø20 L.600 white powder-coated st steel	39.72
510434S	*Cmf shower seat + br ss sat. (whl stk then 510420S+510429S)	624.67	510790P	Double towel rail Ø20 L600 polished stainless steel	67.30
510436	*Cmf shower seat + br + leg ss (whl stock then 510430+510429)	763.18	510790S	Double towel rail Ø20 L600 stainless steel satin finish	67.30
510436N	*Cmf shwr seat + br + leg wht (whl stk then 510430N+510429N)	763.18	510790W	Double towel rail Ø20 L.600 white powder-coated st steel	63.92
510436S	*Cmf shwr seat + br + leg sat. (whl stk then 510430S+510429S)	763.18	510910BK	Toilet roll holder for 400m roll, 304 matte black st steel	152.80
510461P	Wall mtd rect bin 25L polished 304 st steel (ex-0010350100)	144.15	510910S	Toilet roll holder for 400m roll, 304 satin stainless steel	132.87
510461S	Wall mtd rect bin 25L 304 st steel satin (ex-0010350000)	144.15	510911BK	Toilet roll holder for 200m roll, 304 matte black st steel	122.23
510463P	Wall mtd rect bin 38L polished 304 st steel (ex-0010890100)	206.47	510911S	Toilet roll holder for 200m roll, 304 satin stainless steel	106.27
510463S	Wall mtd rect bin 38L 304 st steel satin (ex-0010890000)	206.47	511418BK	Be-Line® shower stool, black seat	276.09
510465BK	Wall-mtd rectangular bin 20L matte black 304 stainless steel	150.59	511418C	Be-Line® shower stool, metallised anthracite seat	240.95
510465P	Wall-mtd rectangular bin 20L polished 304 stainless steel	130.51	511418W	Be-Line® shower stool, white seat	240.95
510465S	Wall-mounted rectangular bin 20L 304 stainless steel satin	130.51	511516W	Basic drop-down rail Ø32 L760 white powder-coated	161.31
510465W	Wall-mounted rectangular bin 20L white 304 stainless steel	130.51	511517W	Drop down rail with leg Basic Ø32 L.760 white powder coated	263.91
510567	Toilet roll holder 304 stainless steel satin finish	33.88	511804MC	Be-Line® DOC M WC Pack metallised anthracite	807.21
510579	Aluminium soap dispenser specifically for showers	118.32	511804MW	Be-Line® DOC M WC Pack matte white	807.21
51057CO	Lid for soap dispenser 510579	13.01	511809MC	Be-Line® DOC M WC Pack metallised anthracite with backrest	1,009.29
51057M	Pump for soap dispenser 510579	43.43	511809MW	Be-Line® DOC M WC Pack matte white with backrest	1,009.29
510580	Liquid soap dispenser 1L polished 304 stainless steel	120.20	511811MC	Be-Line® DOC M Ambulant Disabled Pack metallised anthracite	336.83
510581	Liquid soap dispenser 1L white powder-coated 304 st. steel	106.33	511811MW	Be-Line® DOC M Ambulant Disabled Pack matte white	336.83
510582	Liquid soap dispenser 1L 304 stainless steel satin finish	112.55	511903BK	Be-Line matte black aluminium grab bar Ø35mm L. 300mm	88.71

References prefixed by * are available while stocks last. References are listed in ascending alphanumerical order.

** Price excludes VAT.

REF.	DESCRIPTION	£ **
511903C	Be-Line grab bar Ø35 L.300 anthracite aluminium	77.14
511903W	Be-Line grab bar Ø35 L.300 white aluminium	77.14
511904BK	Be-Line matte black aluminium grab bar Ø35mm L. 400mm	97.60
511904C	Be-Line grab bar Ø35 L.400 anthracite aluminium	84.86
511904MC	Be-Line DOC M grab bar Ø35 L.450 anthracite aluminium	107.50
511904MW	Be-Line DOC M grab bar Ø35 L.450 white aluminium	107.50
511904W	Be-Line grab bar Ø35 L.400 white aluminium	84.86
511905BK	Be-Line matte black aluminium grab bar Ø35mm L. 500mm	106.45
511905C	Be-Line grab bar Ø35 L.500 anthracite aluminium	92.58
511905W	Be-Line grab bar Ø35 L.500 white aluminium	92.58
511906BK	Be-Line matte black aluminium grab bar Ø35mm L. 600mm	115.33
511906C	Be-Line grab bar Ø35 L.600 anthracite aluminium	100.29
511906MC	Be-Line DOC M grab bar Ø35 L.600 anthracite aluminium	113.56
511906MW	Be-Line DOC M grab bar Ø35 L.600 white aluminium	113.56
511906W	Be-Line grab bar Ø35 L.600 white aluminium	100.29
511909BK	Be-Line grab bar Ø35 L.900 matte black aluminium	139.17
511909C	Be-Line grab bar Ø35 L.900 anthracite aluminium	123.43
511909W	Be-Line grab bar Ø35 L.900 white aluminium	123.43
511911BK	Be-Line shower head holder matte black	44.03
511911C	Be-Line sliding shower head holder anthracite	39.06
511911W	Be-Line sliding shower head holder white	39.06
511912C	Be-Line anthracite sliding soap dish for Be-Line bars	22.74
511912W	Be-Line white sliding soap dish for Be-Line bars	22.74
511920BK	Be-Line removable lift-up shower seat matte black alu no leg	396.29
511920C	Be-Line removable lift-up shower seat anthracite alu no leg	351.49
511920W	Be-Line removable lift-up shower seat white aluminium no leg	351.49
511921FW	Be-line shelf with fixing plate for refs 51 1920 /511930	39.79
511921W	Be-line shelf without fixing plate for refs 51 1920 /511930	27.80
511922C	Shelf for grab bar metallised anthracite	27.34
511922P	Shelf for chrome-plated grab bar	39.23
511922W	Shelf for grab bar matte white	27.34
511928BK	Be-Line DOC M WC backrest matte black aluminium	228.81
511928C	Be-Line DOC M WC backrest anthracite aluminium	202.92
511928W	Be-Line DOC M WC backrest white aluminium	202.92
511929	Be-Line® backrest for shower seats	167.97
511930BK	Be-Line removable lift-up sh. seat + matte black with leg	332.96
511930C	Be-Line removable lift-up sh. seat + metallic anthracite leg	295.32
511930W	Be-Line removable lift-up shower seat with white leg	295.32
511941BK	Be-Line corner grab bar Ø35 695x695 matte black aluminium	248.98
511941C	Be-Line corner grab bar Ø35 695x695 anthracite aluminium	220.83
511941W	Be-Line corner grab bar Ø35 695x695 white aluminium	220.83
511943BK	Be-line coat hook matte black aluminium	23.51
511943C	Be-line coat hook metallised anthracite aluminium	20.85
511943W	Be-line coat hook matte white aluminium	20.85
511944BK	Be-Line T-shaped grab bar Ø35 H.1130x500 matte black alu	267.05
511944C	Be-Line T-shaped grab bar Ø35 H.1130x500 anthracite alu	236.88
511944W	Be-Line T-shaped grab bar Ø35 H.1130x500 white aluminium	236.88
511946C	*Be-Line bar + slid hldr anthr (whl stk then 511909C+511911C)	199.77
511946W	*Be-Line bar + slid hldr white (whl stk then 511909W+511911W)	199.77
511949BK	Be-Line grab bar + shower head rail Ø35 matte black alu	381.55
511949C	Be-Line grab bar + shower head rail Ø35 anthracite aluminium	338.44
511949W	Be-Line grab bar + shower head rail Ø35 white aluminium	338.44
511950C	Be-Line anthracite fixings cover (bars 511960-511964)	51.13
511950FC	Be-line anthracite cover plate (for bars 511960-511964)	95.01
511950FW	Be-line white cover plate (for bars 511960-511964)	95.01
511950W	Be-Line white cover plate (bars 511960-511964)	51.13
511960BK	Be-Line drop-down support rail Ø42mm L.650mm matte black alu	384.44
511960C	Be-line drop down rail Ø42 L.650 anthracite aluminium	334.30
511960W	Be-line drop down rail Ø42 L.650 white aluminium	334.30
511962BK	Be-Line drop-down support rail + leg Ø42 L.650 matte blk alu	458.46
511962C	Be-Line drop-down rail with leg Ø42 L.650 anthracite aluminium	398.60
511962W	Be-Line drop-down rail with leg Ø42 L.650 white aluminium	398.60

REF.	DESCRIPTION	£ **
511963BK	Be-Line drop-down support rail + leg Ø42 L.850 matte blk alu	484.81
511963C	Be-Line drop-down rail with leg Ø42 L.850 anthracite aluminium	421.57
511963W	Be-Line drop-down rail with leg Ø42 L.850 white aluminium	421.57
511964BK	Be-Line drop-down support rail Ø42mm L.850mm matte black alu	412.99
511964C	Be-line drop down rail Ø42 L.850 anthracite aluminium	359.05
511964W	Be-line drop down rail Ø42 L.850 white aluminium	359.05
511965C	Toilet roll holder for Be-Line bar anthracite	36.23
511965W	Toilet roll holder for Be-Line bar white	36.23
511966BK	Wall-mtd toilet roll holder for Be-Line bar matte black	45.62
511966C	Wall-mtd toilet roll holder for Be-Line bar metallised anthr	40.47
511966W	Wall-mtd toilet roll holder for Be-Line bar matte white	40.47
511970BK	Be-Line L-shaped grab bar Ø35 H.750 matte black aluminium	237.19
511970C	Be-Line L-shaped grab bar Ø35 H.750 anthracite aluminium	210.37
511970W	Be-Line L-shaped grab bar Ø35 H.750 white aluminium	210.37
511971BK	Be-Line L-shaped grab bar Ø35 H.1130 matte black aluminium	272.54
511971C	Be-Line L-shaped grab bar Ø35 H.1130 anthracite aluminium	241.73
511971W	Be-Line L-shaped grab bar Ø35 H.1130 white aluminium	241.73
511982BK	Be-Line grab bar 135° Ø35 400x400 3 fix pts black alu	165.60
511982C	Be-Line grab bar 135° Ø35 400x400 3 fix pts anthracite alu	144.00
511982W	Be-Line grab bar 135° Ø35 400x400 3 fix pts white aluminium	144.00
511983BK	Be-Line grab bar 135° Ø35 220x220 3 fix pts matte black alu	146.69
511983C	Be-Line grab bar 135° Ø35 220x220 3 fix pts anthracite alu	130.09
511983W	Be-Line grab bar 135° Ø35 220x220 3 fix pts white aluminium	130.09
5119FIX	Mounting kit for Be-Line grab bars	15.31
5119MFX	Mounting kit for Be-Line DOC M grab bars	32.53
511MEXP1	Be-Line® exposed shower pack metallised anthracite	2,926.85
511MEXP2	Be-Line® exposed shower pack matte white	2,926.85
511MREC1	Be-Line® recessed shower pack metallised anthracite	3,310.14
511MREC2	Be-Line® recessed shower pack matte white	3,310.14
512021BK	Deck-mtd BINOPTIC liquid/foam soap disp. 1L, black, mains supply	395.88
512021BKUK	Replaced by 512021BK	-
512021P	Deck-mtd BINOPTIC liquid/foam soap disp. 1L chrome, mains supply	344.26
512021PUK	Replaced by 512021P	-
512021S	Deck-mtd BINOPTIC liquid/foam soap disp. 1L satin, mains supply	344.26
512021SUK	Replaced by 512021S	-
512031P	Deck-mtd T4 liquid/foam soap disp. 1L, chrome, mains supply	344.26
512031PUK	Replaced by 512031P	-
512036P	Deck-mtd T4 liquid soap dispenser 1L, chrome, battery-op	346.36
512041P	Wall-mtd T4 liquid soap/foam dispenser 1L, chrome, rec mains	318.25
512046P	Deck-mtd T4 liquid soap dispenser 1L, chrome battery-op	341.34
512051BK	Wall-mtd BINOPTIC liquid/foam soap disp. 1L black, mains supply	344.23
512051BKUK	Replaced by 512051BK	-
512051P	Wall-mtd BINOPTIC liquid/foam soap disp. 1L chrome, mains supply	303.81
512051PUK	Replaced by 512051P	-
512051S	Wall-mtd BINOPTIC liquid/foam soap disp. 1L satin, mains supply	303.81
512051SUK	Replaced by 512051S	-
512066BK	Electronic liquid soap dispenser 1L matte black 304 st steel	252.76
512066P	Electronic liquid soap dispenser 1L bright pol 304 st steel	219.79
512066S	Electronic liquid soap dispenser 1L pol satin 304 st steel	219.79
512066W	Electronic liquid soap dispenser 1L white powder-ctd 304 st st	219.79
512067BK	Matte black drip tray for dispensers 51058x and 512066x	44.68
512067P	Bright polished drip tray for dispensers 51058x and 512066x	38.66
512067S	Satin drip tray for dispensers 51058x and 512066x	38.66
512067W	White drip tray for dispensers 51058x and 512066x	38.66
51206BC	Electronic box for 512066 + o-ring	118.30
51206CR	*Tank cover for 512066 soap dispenser (while stock)	7.28
5120P2	Corner grab bar 2 walls Ø32 750x750 polished stainless steel	222.44
5120S	Corner grab bar 2 walls Ø32 750x750 stainless steel satin	222.44
512111BK	C-wall BINOPTIC liquid/foam soap disp L1.2m tube, black, mains	374.84
512111BKUK	Replaced by 512111BK	-
512111P	C-wall BINOPTIC liquid/foam soap disp L1.2m tube, chrome, mains	330.85
512111PUK	Replaced by 512111P	-

References prefixed by * are available while stocks last. References are listed in ascending alphanumerical order.

** Price excludes VAT.

REF.	DESCRIPTION	£ **	REF.	DESCRIPTION	£ **
512111S	C-wall BINOPTIC liq/foam soap disp L1.2 tube, sat mains	330.85	5481DP2	Grab bar and shower rail (right) Ø32 polished st steel	344.12
512111SUK	Replaced by 512111S	-	5481DS	Grab bar and shower rail (right) Ø32 stainless steel satin	344.12
512121BK	Deck-mtd BINOPTIC liq/foam soap disp L1.2m tube, blk mains	395.88	5481GP2	Grab bar and shower rail (left) Ø32 polished stainless steel	344.12
512121BKUK	Replaced by 512121BK	-	5481GS	Grab bar and shower rail (left) Ø32 stainless steel satin	344.12
512121P	Deck-mtd BINOPTIC liq/foam soap disp L1.2m tube, chrome, mains	344.26	5481N	Shower grab bar and sliding white nylon vert. bar Ø32	420.98
512121PUK	Replaced by 512121P	-	5481P	Grab bar and sliding vert. bar Ø32 bright stainless steel	389.88
512121S	Deck-mtd BINOPTIC liq/foam soap disp L1.2m tube, satin, mains	344.26	5481S	Grab bar and sliding vert. bar Ø32 satin stainless steel	389.88
512121SUK	Replaced by 512121S	-	5490N	Handrail & grab bar for shower seat Ø32 white Nylon	379.86
512131P	Deck-mtd T4 liquid/foam soap disp L1.2m tube, chrome, mains	344.26	550	ECO grab rail 135° Ø25 220x220 polished stainless steel	42.75
512131PUK	Replaced by 512131P	-	551	Wall shelf 120x450 polished stainless steel	51.02
512136P	Deck-mtd T4 liquid soap disp, tube L. 1.2m, chrome battery-op	346.36	552	Wall shelf 120x450 white steel	42.71
512141P	Wall-mtd T4 liquid soap/foam disp L. 1.2m, chrome, rec mains	318.25	5526	Pre-rinse set with single hole mixer, no bib tap	610.58
512146P	Wall-mtd T4 liquid soap disp, tube L. 1.2m, chrome battery-op	341.34	553	Wall shelf 120x600 polished stainless steel	56.49
512151BK	Wall-mtd BINOPTIC liq/foam soap disp L1.2m tube, black, mains	344.23	554	Wall shelf 120x600 white steel	46.00
512151BKUK	Replaced by 512151BK	-	5603	Pillar mtd twin hole mixer 100lpm swivel spout Ø22 L300 H380mm	793.22
512151P	Wall-mtd BINOPTIC liq/foam soap disp L1.2m tube, chrome, mains	303.81	5610	Deck mtd single hole mixer 100lpm swivel spout Ø22 L300 H315	481.51
512151PUK	Replaced by 512151P	-	5612	Deck mtd single hole mixer 100lpm swivel spout Ø22 L300 H650	812.29
512151S	Wall-mtd BINOPTIC liq/foam soap disp L1.2m tube, satin, mains	303.81	5625	Black pre-rinse set with mixer + hand spray 433010, bib tap	913.20
512151SUK	Replaced by 512151S	-	5626	Black pre-rinse with mixer + hand spray 433010, no bib tap	726.88
5121N	Corner grab bar for shower seat Ø32 white Nylon	240.31	5630	Black pre-rinse with mixer + hand spray 433010, no bib tap	705.35
512521BKUK	Replaced by 512021BK	-	5632	Black pre-rinse set with mixer + hand spray 433010, bib tap	883.49
512521PUK	Replaced by 512021P	-	5633UK	Blk pre-rinse w. twin hole mix c-c 180, spray 433010 bib tap	990.99
512521SUK	Replaced by 512021S	-	5634	Black wall-mtd pre-rinse mixer + hand spray 433010, bib tap	847.50
512531P	Deck-mtd T4 liquid/foam soap dispenser 0.5L, chrome, mains	344.26	5636	Black wall-mtd pre-rinse mixer +hand spray 433010 no bib tap	636.55
512531PUK	Replaced by 512031P	-	564000DE	TEMPOFIX 3 fr sys WC TEMPOMATIC 230/6V Ø110 wall fix kit 1/2	444.61
512551BKUK	Replaced by 512051BK	-	564005DE	TEMPOFIX 3 fr sys WC TEMPOMATIC 230/6V Ø110 self-supp kit 1/2	466.47
512551PUK	Replaced by 512051P	-	564060DE	TEMPOFIX 3 fr sys WC time flow or bat Ø110 wall fix kit 1/2	444.61
512551SUK	Replaced by 512051S	-	564065DE	TEMPOFIX 3 fr sys WC time flow or bat Ø110 self-supp kit 1/2	466.47
512566BK	Electronic liquid soap dispenser 0.5L matte black 304 st steel	240.13	5640T2	Single hole mixer 45lpm, swivel spout L200, bakelite control	311.75
512566P	Electronic liquid soap dispenser 0.5L bright pol 304 st steel	208.80	5640T3	Single hole mixer 45lpm, swivel spout L300, bakelite control	328.16
512566S	Electronic liquid soap dispenser 0.5L pol satin 304 st steel	208.80	5641T2UK	Twin hole mixer c-c 180mm 60 lpm, tub swivel spout Ø22 L200	430.84
512566W	Electronic liquid soap dispenser 0.5L white powder-ctd 304 st st	208.80	5641T3UK	Twin hole mixer c-c 180mm 60 lpm, tub swivel spout Ø22 L300	445.22
5160N	Drop-down support rail Ø32 L650 white Nylon	329.22	5645T2	Wall mtd mixer 60lpm, swan neck swivel underspout Ø22 L200mm	320.09
5161N	Wall support rail Ø32 L650 white Nylon	275.61	5647T2	Wall mtd mixer 60lpm, swan neck swivel overspout Ø22 L200mm	334.80
5162N	Drop-down rail with leg Ø32 L650 white Nylon	447.94	5647T3	Wall mtd mix 60lpm, swan neck swivel overspout Ø22 L300mm	342.31
5164N	Drop-down support rail Ø32 L850 white Nylon	350.80	565065DE	TEMPOFIX 3 WC Ø110 self-supp fire-retard, TEMPOFLUX 3 kit 1/2	783.15
517000	Siphon F1 1/4" w. horizontal outlet Ø32 chrome plated brass	63.54	5650T2	Deck mtd single hole mixer 60lpm, swivelling spout H. 255mm	406.33
5170N	Drop-down rail with leg Ø32 L850 white Nylon	470.30	5650T3	Deck mtd single hole mixer 60lpm, swivelling spout H. 355mm	448.37
5180P2	*Grab rail 90° Ø32 300x300 pol ss (while stock then 5081P2)	124.49	5652	Deck mtd single hole mixer 60lpm, swivel spout L. 300 H. 685	784.65
5180S	*Grab rail 90° Ø32 300x300 ss sat. (while stock then 5081S)	124.49	566	Toilet roll holder polished 304 stainless steel	33.88
530	ECO grab bar Ø25 L300 polished stainless steel	27.84	566TER	Hyperco toilet roll holder polished stainless steel	22.82
531	ECO grab bar Ø25 L400 polished stainless steel	31.89	5675T2	St steel auto rewind hose reel L. 15m adj trigger hand spray	2,192.45
532	ECO grab bar Ø25 L500 polished stainless steel	33.97	5676T2	Auto rewind hose reel L. 15m adjustable trigger hand spray	1,815.34
536	ECO grab bar Ø25 L600 polished stainless steel	39.01	5679	Swivelling bracket for auto rewind hose reel	262.39
543000	TEMPOFIX 3 frame elect mains 230/6V for urinals Ø35 kit 1/2	531.48	5680UK	Pre-rinse w. twin hole mix c-c 180, spray 433010 no bib tap	833.00
543000D	TEMPOFIX 3 frame elect mains 230/6V for urinals 1/2" kit 1/2	531.48	569	Wall mounted rectangular soap basket polished st steel	37.88
543006	TEMPOFIX 3 fr sys time flow or bat for urinals Ø35 kit 1/2	517.67	577	4 x Concealed lugs for mirror, 2 with spring pol st steel	5.68
543006D	TEMPOFIX 3 fr sys time flow or bat for urinals 1/2" kit 1/2	517.67	578	Round mirror studded peg Ø20 chrome plated brass	7.05
543100	Replaced by 543000 + 430010	-	578110	PEHD sleeve connector 100/110	30.77
5440N	T-shaped shower handrail Ø32 1150x500 white Nylon	260.79	578212	TEMPOFLUX 2 WC 6L single flush for TEMPOFIX 3 fr sys kit 2/2	105.45
5440P2	T-shaped shower handrail Ø32 1150x500 polished st steel	230.67	578222	TEMPOFLUX 2 WC 3L/6L dual flush for TEMPOFIX 3 fr sys kit 2/2	115.98
5440S	T-shaped shower handrail Ø32 1150x500 stainless steel satin	230.67	578230	TEMPOFLUX 2 WC dual flush TEMPOFIX 3 fr sys 70-130mm kit 2/2	194.23
5441N	Sliding T-shaped grab bar Ø32 1150x500 white Nylon	282.75	578300DE	*TEMPOFIX 3 WC frame Ø110 wall fix kit (stock then 578305BE)	518.42
5441P	Sliding T-shaped grab bar Ø32 1160x500 bright polished st.st.	300.53	578305DE	TEMPOFIX 3 WC frame 10-35 & 70-130mm Ø110 free-stand kit 1/2	534.71
5441S	Sliding T-shaped grab bar Ø32 1160x500 satin polished st.st.	300.53	578400DE	Replaced by 578405DE	-
5445T2S	Twin hole wall mtd sink mixer swivel underspout L200	195.94	578405DE	TEMPOFIX 3 WC frame 30-60mm Ø110 free-standing kit 1/2	576.52
5460N	Straight bar Ø32 +sliding block H1150 white Nylon	179.85	578MUR	Wall reinforcements for TEMPOFIX 3 frame system	40.09
5460P2	Straight bar Ø32 +sliding block H1150 polished st steel	183.67	578PMR	TEMPOFIX 3 connection kit, L. 580mm for PMR WC bowl	19.88
5460S	Straight bar Ø32 +sliding block H1150 st steel satin finish	183.67	580000	Basin or urinal waste Ø63 M1 1/4" st steel grid + ctrl screw	13.03
546412	Replaced by 464000	-	581000	On/Off washbasin waste 1 1/4" stainless steel valve	37.04
547000DE	Replaced by 564000DE	-	5825	Black pre-rinse set with mixer + hand spray 433009, bib tap	955.59
547005DE	Replaced by 564005DE	-	5826	Black pre-rinse with mixer + hand spray 433009, no bib tap	769.25

References prefixed by * are available while stocks last. References are listed in ascending alphanumerical order.

** Price excludes VAT.

REF.	DESCRIPTION	£ **
5830	Black pre-rinse with mixer + hand spray 433009, no bib tap	747.52
5832	Black pre-rinse set with mixer + hand spray 433009, bib tap	924.77
5833	Blk pre-rinse w. twin hole mix c-c 150, spray 433009 bib tap	1,022.84
5834	Blk wall-mtd pre-rinse set with mixer + spray 433009 bib tap	889.75
5836	Black wall-mtd pre-rinse mixer +hand spray 433009 no bib tap	679.57
5880	Pre-rinse w. twin hole mix c-c 150, spray 433009 no bib tap	870.14
596000	Deluxe chrome plated blanking cap Ø45	13.51
598000	Deluxe white blanking cap Ø45	18.44
600	2 × Chrome plated supports for shelf L120	16.94
60212.10P	10 × Integrated flat filter 0.5 for nut 1/2"	20.42
60220.10P	Replaced by 60212.10P	-
60234.10P	10 × Integrated flat filter 0.5 for nut 3/4"	23.34
60438.10P	10 × Integrated conical filter 0.5 for nut 3/8"	20.42
610	Hyperco robe hook x 1 hook polished 304 stainless steel	10.77
611	HYGIÉNA waste 1 1/4" concave grid, adaptable slotted lantern	31.64
6110	HYGIÉNA waste with concave grid for basins, stainless steel	31.64
6110BK	HYGIÉNA waste matte black with concave grid for st st basin	54.00
612	*Hyperco robe hook x 2 hooks pol. 304 ss (whl stk then 302)	17.63
613	*Hyperco robe hook x 3 hooks pol. 304 ss (whl stk then 303D)	24.06
620	Washbasin pop up waste 1 1/4" chrome plated brass	36.19
621	Chrome-plated siphon waste for washbasins	51.63
621001.2P	2 X Membrane assembly for maintenance ref.621	51.63
621001W.2P	2 X Membrane assembly for maintenance ref.621W	45.89
621W	White siphon waste for washbasins	45.89
64000	*Wall mntd shwr head 5 ring spray grid (stock thn 709000)	90.39
6555	Glass shelf 120×600 rounded edges	24.15
6566	Hyperco liquid soap disp 1.2L 304 st steel satin finish	72.65
6567	Hyperco liquid soap dispenser 1.2L polished 304 st steel	72.65
6568	Spare valve for liquid soap dispenser 6566 & 6567	27.87
6569	Spare level control for soap dispenser 6566 & 6567	6.99
6580	*Liquid soap dispenser 1L pol. ss (while stock then 510580)	177.28
6580SRV	Pump for soap dispenser 658×	55.89
6583	*Liquid soap dispenser 0.5L pol. ss (while stock then 510583)	167.35
6601	Folded paper towel dispenser polished stainless steel	216.91
6602	Folded paper towel dispenser white powder-coated	197.19
6603D	Hyperco folded paper towel dispenser white ABS	68.14
6606	180 × Folded paper towels	9.25
6607D	Folded paper towel dispenser stainless steel satin finish	295.40
6611	Wall mounted paper towel bin polished stainless steel	267.98
6612	Wall mounted paper towel bin white powder-coated	259.88
6613D	Automatic hand dryer with adj. nozzle 360° pol 304 st steel	834.92
6614	*Hand dryer with adj. nozzle 360° ss sat. (whl stk thn 6613D)	834.92
6615	*Hand dryer with adj. nozzle 360° wht ss (whl stk thn 6613D)	759.02
6617	Wall mounted paper towel bin stainless steel satin finish	360.53
6621	Automatic hand dryer white ABS	319.09
6624	Wall mounted hairdryer with razor plug white ABS	131.63
6631	Automatic hand dryer polished 304 stainless steel	607.21
6692	White pre-rinse set with mixer + hand spray 433000, bib tap	877.94
6693	White pre-rinse set with mixer +hand spray 433000 no bib tap	704.62
6712	*Hyperco soap disp. ctrl 0.9L wht (whl stk thn 374001)	77.12
682001UK	Floor trap 100×100 hard floors adj H horiz elbow outlet Ø43	58.74
683001UK	Floor trap 150×150 hard floors adj H horiz elbow outlet Ø43	99.82
683002UK	Floor trap st steel grid Ø114 vinyl floors elbow outlet Ø43	75.18
684000	Floor trap with grid 140×140 - vertical outlet Ø40	78.73
6892	White pre-rinse set with mixer + hand spray 433003, bib tap	920.00
6893	White pre-rinse set with mixer +hand spray 433000 no bib tap	746.66
70000015	Replaced by 74250015	-
70000115	Replaced by 74250015	-
70040015	TEMPOMIX 2 basin mixer M1/2" lever ~7sec Ø15 + stopcocks	300.31
700BJ	Flow straightener in Hostaform® for TEMPOSTOP 2 & TEMPOMIX 2	4.40
700MCP	Mixing key for dual control mixer after 08/2009	26.20
702000	TEMPOSTOP 2 basin tap M1/2" ~7sec time flow	173.18

REF.	DESCRIPTION	£ **
702032	*Water nozzle for tube Ø32 for squat WC (while stocks last)	32.54
702301	TEMPOSTOP 2 AB basin tap M1/2" ~7sec time flow	197.88
702400	TEMPOSTOP 2 lever operated basin tap M1/2" ~7sec time flow	200.58
703000	TEMPOSTOP 3 basin tap M1/2" ~7sec time flow + back nut	99.82
703000AB	TEMPOSTOP 3 AB basin tap M1/2" ~7sec time flow + back nut	108.99
703001	TEMPOSTOP 3 basin tap M1/2" ~7sec time flow reinforced fixing	114.77
703001AB	TEMPOSTOP 3 AB basin tap M1/2" ~7sec, reinforced fixing	123.95
703002	TEMPOSTOP 3 basin tap M1/2" ~7sec time flow + stud nut	109.25
703200	TEMPOSTOP wall mounted basin tap M1/2" ~7sec	70.80
703200AB	TEMPOSTOP AB wall mounted basin tap M1/2" ~7sec time flow	79.98
703201	TEMPOSTOP wall mounted basin tap M3/8" ~7sec time flow	70.80
703300	TEMPOSTOP wall mounted basin tap M1/2" ~7sec	93.75
703300AB	TEMPOSTOP AB wall mounted basin tap M1/2" ~7sec time flow	102.92
703500	TEMPOSTOP exposed shower valve M1/2" inline ~30sec time flow	74.89
703580	TEMPOSTOP exposed shower valve M1/2" angled ~15sec time flow	83.25
703700	TEMPOSTOP exposed urinal MM1/2" inline ~3sec + wall plate	74.89
703800	TEMPOSTOP exp urinal valve MM1/2" angled ~3sec + wall plate	83.25
704100	TEMPOSTOP 4 basin tap M1/2" ~7sec time flow	173.18
704100AB	TEMPOSTOP 4 AB basin tap M1/2" ~7sec time flow	182.36
705000	Connection washer Ø32/55 with clamp for WC	17.64
705028	Connection washer Ø28/55 with clamp for WC	22.96
708000	RAINY shower head M1/2" recessed	92.91
708010	RAINY shower head M1/2" for panels 1-15mm	92.91
708030	RAINY shower head F1/2" ceiling-mounted	92.91
708040	RAINY shower head wall-mounted	119.47
708200	RAINY shower head M1/2" cross wall 230mm	112.83
708RNY	Rain effect nozzle for RAINY shower head	19.77
709000	Recessed vandal proof ROUND shower head M1/2"	117.32
709000CF	*Recessed ROUND tperproof sh head (stock then 709000)	117.32
709000DP	Replaced by 709000	-
709010	Vandal proof ROUND shower head M1/2" for panels 1-15mm	118.03
709010CF	Replaced by 709010	-
709010DP	Replaced by 709010	-
709010GR	Replaced by 709010	-
709150	Replaced by 709200	-
709200	Vandal proof ROUND shower head M1/2" for walls 230mm	146.52
709200DP	Replaced by 709200	-
710000	Wall mounted shower arm MM1/2" L95 for shower head F1/2"	47.93
710040	Horizontal wall arm for shower 1/2"	33.19
710050	Vertical ceiling arm for shower 1/2"	26.53
710500	Wall mounted soap dish Bayblend® chrome plated matt	43.35
710501	Wall mounted soap dish Bayblend® chrome plated bright	43.35
711000	GYM COMFORT adjustable scale proof shower head F1/2" Ø45	62.68
711002	GYM COMFORT EXTRA adj scale proof shower head F1/2" Ø68	81.27
712000	TONICJET vandal proof recessed shower head M1/2"	117.32
712000CF	Replaced by 712000	-
712000DP	Replaced by 712000	-
712000GR	Replaced by 712000	-
712010	TONICJET vandal proof shower head M1/2" for panels 1-10mm	117.94
712010DP	Replaced by 712010	-
712020	TONICJET vandal proof exposed shower head F3/4" +column Ø16	202.54
712020DP	Replaced by 712010	-
712150	Replaced by 709200	-
712200	Replaced by 709200	-
714000	*SPORTING exposed shower kit M1/2" ~30s (stock then 714700)	314.08
714002	Replaced by 714700	-
714012	Nanny joint, recessed, M1/2" for SPORTING SECURITHERM, kit 1/2	136.46
714700	SPORTING 2 anodised alu sh panel M1/2" ~30sec time flow valve	227.78
714700DP	*SPORTING 2 alu shwr ~30sec rain effect (stock then 714700)	247.11
714700GR	*SPORTING 2 sh panel M1/2" ~30sec (while stk then 714700)	265.98
714732	SPORTING therm shower panel top inlets M1/2", ~30sec	350.30
714732AB	SPORTING AB therm shower panel top inlet M1/2", ~30sec	364.32

References prefixed by * are available while stocks last. References are listed in ascending alphanumerical order.

** Price excludes VAT.

REF.	DESCRIPTION	£ **	REF.	DESCRIPTION	£ **
714732DP	Replaced by 714732	-	732115	PREMIX NANO thermostatic mixer Ø15mm nickel body	89.41
714735	SPORTING therm shower panel back inlets M1/2", ~30sec	406.33	732115MEC	PREMIX NANO thermostatic mixer Ø15mm nickel body MECHLINE	112.44
714735AB	SPORTING AB therm shower panel conc inlet M1/2", ~30sec	420.35	732116	PREMIX NANO thermostatic mixer Ø15mm chromed body	105.23
714735DP	Replaced by 714735	-	732515	Connection kit PEX L300 for PREMIX NANO 732216	47.93
714764	Starter for SPORTING shower	30.66	733015	PREMIX COMPACT thermostatic mixer M1/2" rough cast body	114.52
714765	Starter for SPORTING shower panel	30.66	733016	Replaced by 733015	-
714800	SPORTING anodised aluminium shower panel M1/2", 230/6V	378.31	733020	PREMIX COMPACT thermostatic mixer M3/4" rough cast body	114.52
714800DP	Replaced by 714800	-	733115	PREMIX COMPACT thermostatic mixer M1/2" Ø15mm rough body	114.52
714806	SPORTING anodised aluminium shower panel M1/2", 6V battery	378.31	733116	PREMIX COMPACT thermostatic mixer M3/4" Ø15mm rough body	114.52
714806DP	Replaced by 714806	-	734100	TEMPOGENOU angled MM1/2" lever L350 ~7sec	123.31
714900	SPORTING alu therm shower panel top inlets M1/2", 230/6V	518.42	735000	TEMPOGENOU inline MM1/2" stud nut lever L350 ~7sec	134.01
714900DP	Replaced by 714900	-	735400	TEMPOGENOU inline MM1/2" lever L350 ~7sec	123.43
714906	SPORTING alu therm shower panel top inlets M1/2", 6V battery	518.42	735447	TEMPOGENOU inline MM1/2", lever L350 ~7sec comp. fittings	132.73
714906DP	Replaced by 714906	-	73544715	TEMPOGENOU inline MM1/2", lever L350 ~7sec comp fit + olives	156.77
714910	SPORTING therm shower panel conc inlet, 230/6V, kit 2/2	301.57	736001	MONOFOOT floor mounted pedal operated valve MM1/2" stud nut	182.86
714910DP	Replaced by 714910	-	736101	MONOFOOT floor mounted pedal operated vlv MM1/2" without nut	175.52
714916	SPORTING therm shower panel conc inlet 6V battery, kit 2/2	301.57	736102	MONOFOOT wall mounted pedal operated vlv MM1/2" without nut	200.93
714916DP	Replaced by 714916	-	737152	TEMPOSTOP pillar basin tap M1/2" swan neck spout lever L150	180.22
714BE	Recessed nozzle for SPORTING 2	12.07	737202	TEMPOSTOP pillar basin tap M1/2" swan neck spout lever L200	186.06
714CLE	Key for SPORTING 2	5.50	739000	Replaced by 739100	-
715000	Ceiling mounted shower head F1/2" with chromed rim Ø80	23.90	739100	MIXFOOT floor mounted pedal operated mixer MM1/2" w-out nut	204.27
716000	Ceiling mounted GYM vandal proof shower head F1/2" fixed	61.79	739102	MIXFOOT wall mounted pedal operated mixer MM1/2" without nut	214.41
716000DP	Replaced by 716000	-	740000	*TEMPOSOFT bsn tap ~7sec time flow (stock then 740500)	219.39
717510	Shower tower 1 shower head	1,207.76	740300	TEMPOSOFT 2 basin tap M1/2" ~7sec time flow reinforced fixing	98.78
717511	Shower tower 1 shower head + 1 bib tap	1,388.93	740500	TEMPOSOFT 2 basin tap M1/2" ~7sec time flow	88.15
717520	Shower tower 2 shower heads	1,449.32	740515	TEMPOSOFT 2 basin tap M1/2" ~15sec time flow	88.15
717521	Shower tower 2 shower heads + 1 bib tap	1,630.49	741000	*TEMPOSOFT wall mntd bsn tap L80 ~7s (stock thn 741500)	153.58
717540	Shower tower 4 shower heads	1,992.80	741500	TEMPOSOFT 2 wall mtd basin tap M1/2" L110 ~7sec time flow	86.55
729008	*Soap disp strt spout 1L btl, chr brass (whl stk thn 729064)	100.98	741515	Replaced by 741500	-
729012	*Soap disp curved spout 1L btl, chr brass(whl stk thn 729064)	105.96	741550	TEMPOSOFT 2 wall mtd basin tap M1/2" L150 ~7sec time flow	104.28
729064	Soap disp w. cart, straight spout 1L bottle, stainless steel	80.32	741555	TEMPOSOFT 2 basin tap M1/2" for 50mm panels ~7 sec L.150	139.41
729108	*Soap disp. strt spt tube L1200, chr brass(whl stk thn 729164)	100.98	741565	Replaced by 741550	-
729112	*Soap disp crvd spt tube L1200, chr brass(whl stk thn 729164)	105.96	741943	TEMPOSTOP AB basin tap M1/2" 200mm CW	232.89
729150	*W-mtd soap disp c-wall 190, chromed (whl stock then 729170)	114.19	741945	TEMPOSTOP AB basin kit M1/2" ~7sec	357.45
729164	Soap disp w. cartridge straight spout, tube L. 1200 st steel	80.32	74200015	Replaced by 74250015	-
729170	Wall-mtd soap disp with cartridge, c-wall 190mm, st steel	90.36	742204	Tamperproof cross wall control 245mm for TEMPOCHASSE	44.16
729302	Repair kit for soap dispenser type 729150/729012	19.31	74250015	TEMPOSOFT MIX 2 mixer M1/2" ~7sec comp fit Ø15 + stopcocks	206.86
729303	Cartridge for soap dispenser type 729150/729200	69.66	74250015CO	TEMPOSOFT MIX 2 M1/2" mixer ~7sec copper tails Ø 15mm conn +SC	286.86
729305	Washer repair kit for 729 soap dispensers	8.47	742510	TEMPOSOFT MIX 2 basin mixer F3/8" ~7sec time flow	186.55
729308	Cartridge for soap dispenser type 729008	69.66	742510LH	TEMPOSOFT MIX 2 basin mixer F3/8" ~7sec time flow + LH	228.81
729312	Cartridge for soap dispenser type 729012	75.00	742520	TEMPOSOFT MIX 2 basin mixer F3/8" ~15sec time flow	186.55
729500	0.5L Tank for 729 soap dispenser, union F1/2"	18.20	743003	TEMPOSTOP 1/2" cartridge ~3sec time flow	49.98
729501	1L Tank for 729 soap dispenser, union F1/2"	20.97	743004	TEMPOSTOP 1/2" cartridge ~3sec time flow, V2	42.47
729508	*Soap disp strt spt 0.5L btl chr brass(whl stk then 729564)	100.98	743005	TEMPOSTOP basin/urinal cartridge ~7sec time flow	49.98
729512	*Soap disp crvd spt 0.5L btl, chr brass (whl stk then 729564)	105.96	743006	TEMPOSTOP basin/urinal cartridge ~7sec time flow, V2	42.47
729564	Soap disp w. cartridge, straight spout 0.5L bottle, st steel	80.32	743006AB	TEMPOSTOP AB cartridge basin/urinal ~7sec time flow, V2	49.12
729TUB	Soap dispenser mech with PVC tube + NR valve docking port	11.46	743010	TEMPOSTOP basin/shower cartridge ~15sec time flow	49.98
730802.2P	*2 x Angled isolating ball valve for PREMIX 3/4" (while stock)	182.74	743011	TEMPOSTOP basin/shower cartridge ~15sec time flow, V2	42.47
730803.2P	Discontinued	-	743011AB	TEMPOSTOP AB basin/shower cartridge ~15sec time flow, V2	49.12
730804.2P	*2 x Angled isolating ball valves for PREMIX 1 1/4" (while stk)	312.81	743103	TEMPOSTOP recessed urinal cartridge ~3sec time flow	57.28
731002	PREMIX COMFORT 55 group thermostatic mixer M3/4" 55lpm	611.54	743104	TEMPOSTOP recessed urinal cartridge ~3sec time flow, V2	42.47
731003	PREMIX COMFORT 90 group thermostatic mixer M1" 90lpm	947.89	743105	TEMPOSTOP AB cartridge basin/urinal ~7sec time flow	67.77
731004	PREMIX COMFORT 140 group thermostatic mixer M1 1/4" 140lpm	1,360.67	743107	TEMPOSTOP recessed urinal cartridge ~7sec time flow	57.28
731005	PREMIX COMFORT 190 group thermostatic mixer M1 1/2" 190lpm	1,758.16	743110	TEMPOSTOP recessed shower cartridge ~15sec time flow	57.28
731052	PREMIX SECURITY 55 group thermostatic mixer M3/4" 55lpm	611.54	743115	TEMPOSTOP AB basin cartridge ~15sec time flow	66.40
731053	PREMIX SECURITY 90 group thermostatic mixer M1" 90lpm	947.89	743205	TEMPOSTOP AB cross wall/lever basin cartridge ~7 sec	66.75
731054	PREMIX SECURITY 140 group thermostatic mixer M1 1/4" 140lpm	1,360.67	743215	TEMPOSTOP AB cross wall/lever basin/shower cartridge ~15sec	67.77
731055	PREMIX SECURITY 190 group thermostatic mixer M1 1/2" 190lpm	1,758.16	743303	TEMPOSTOP urinal cartridge ~3sec time flow	49.98
731200	PREMIX COMFORT T2 group thermostatic mixer M3/4" 55lpm	611.54	743304	TEMPOSTOP urinal cartridge ~3sec time flow, V2	42.47
731300	PREMIX COMFORT T3 group thermostatic mixer M1" 90lpm	947.89	743305	TEMPOSTOP cross wall/lever basin/urinal cartridge ~7sec	49.98
731400	PREMIX COMFORT T4 group thermostatic mixer M1 1/4" 140lpm	1,360.67	743306	TEMPOSTOP cross wall/lever basin/urinal cartridge ~7sec, V2	42.47
731500	PREMIX COMFORT T5 group thermostatic mixer M1 1/2" 190lpm	1,758.16	743306AB	TEMPOSTOP AB cross wall/lever basin/urinal cartridge ~7 sec V2	49.12

References prefixed by * are available while stocks last. References are listed in ascending alphanumerical order.

** Price excludes VAT.

REF.	DESCRIPTION	£ **
743310	TEMPOSTOP cross wall/lever basin/shower cartridge ~15sec	49.98
743311	TEMPOSTOP cross wall/lever basin/shower cartridge ~15sec, V2	42.47
743311AB	TEMPOSTOP AB cross wall/lever basin/shower cartridge ~15sec V2	49.12
743323	TEMPOSTOP c-wall/lever basin/urinal cartridge ~3sec time flow	49.98
743324	TEMPOSTOP c-wall/lever basin/urinal cartridge ~3sec, V2	42.47
743428	TEMPOSTOP recessed shower cartridge ~30sec time flow	70.61
743507	TEMPOFLUX WC rec flush valve cartridge ~7sec time flow	92.91
743528	TEMPOSTOP recessed urinal cartridge ~7sec time flow	70.61
743605	TEMPOCHASSE 1 1/4" rec/cross wall cartridge ~7sec time flow	66.71
743622	TEMPOFLUX 2 WC 3/4" recessed cartridge/frame 10-35mm ~7sec	81.48
743623	Replaced by 743622	-
743641	TEMPOSTOP 3/4" recessed shower cartridge ~30sec time flow	66.71
743642	TEMPOSTOP 3/4" c-wall/rec shower cartridge ~30sec time flow	70.61
743643	TEMPOSTOP 3/4" c-wall/rec urinal cartridge ~7sec time flow	62.45
743644	TEMPOSTOP 3/4" recessed shower cartridge ~30sec time flow	80.87
743645	TEMPOSTOP 3/4" recessed urinal cartridge ~7sec time flow	80.87
743677	TEMPOFLUX 2 WC 3/4" recessed/frame 30-60mm cartridge ~7sec	118.84
743700	TEMPOSTOP 3/4" exposed shower cartridge ~30sec time flow	70.61
743705	TEMPOCHASSE 1 1/4" lever operated cartridge ~7sec time flow	66.71
743707	TEMPOSTOP 3/4" siphon action urinal cart ~7sec time flow	70.61
743714	SPORTING wall mounted shower cartridge ~30sec time flow	30.66
743715	SPORTING shower panel cartridge ~30sec time flow	30.66
743716	SPORTING SECURITHERM cartridge shower panel, time flow ~30sec	46.24
743716AB	SPORTING SECURITHERM cartridge AB shwr panel, time flow ~30sec	49.48
743732	Repair kit for PREMIX NANO	43.85
743741	TEMPOSOFT urinal cartridge ~7sec time flow	46.27
743742	TEMPOSOFT basin cartridge ~15sec time flow	46.27
743743	TEMPOSOFT shower cartridge ~30 sec time flow	46.27
743743CF	TEMPOSOFT shower cartridge time flow ~30sec full flow	46.27
743744	TEMPOSOFT urinal cartridge ~3sec time flow	51.36
743747	TEMPOSOFT basin cartridge ~7sec time flow	46.27
743749	TEMPOSTOP 3/4" exposed shower cartridge ~30sec time flow	66.71
743761	TEMPOFLUX WC 3/4" exp. flush vlv cartridge ~7sec time flow	66.71
743762	TEMPOFLUX WC 3/4" rec flush vlv cartridge ~7sec time flow	66.71
743763	TEMPOFLUX WC 3/4" c-wall flush vlv cartridge ~7sec time flow	59.95
743765	Recessed TEMPOFLUX 3 cartridge, dual flush 3L/6L	41.38
743777	TEMPOFLUX exposed urinal cartridge 7sec time flow	60.28
743778	TEMPOFLUX exposed urinal cartridge 3sec time flow	61.79
743779	TEMPOCHASSE 3/4" WC cartridge ~7sec time flow	66.71
743786	TEMPOMIX wall mounted basin cartridge ~7 sec (new design)	98.06
743789	TEMPOMIX shower cartridge time flow ~30sec (new design)	98.06
743790	TEMPOMIX shower cartridge time flow ~30sec (old design)	98.06
743791	TEMPOMIX basin cartridge, time flow ~7 sec (new design)	98.06
743791AB	TEMPOMIX basin cartridge AB, ~7 sec time flow (new design)	104.26
743792	Thermostatic cartridge for shower mixer	143.44
743793	TEMPOMIX 3 wall-mounted basin cartridge, time flow ~7 sec	112.10
743794	TEMPOMIX 3 basin cartridge ~7sec time flow	92.47
743795	TEMPOMIX basin cartridge ~7 sec time flow (old design)	98.06
743796	TEMPOMIX wall mounted basin cartridge ~7 sec (old design)	98.06
743797	TEMPOMIX recessed shower cartridge ~30sec (old design)	98.06
743798	TEMPOMIX cross wall basin cartridge ~7 sec (old design)	98.06
743799	TEMPOMIX 3 shower cartridge time flow ~30 sec	112.10
743886	TEMPOMIX wall mounted basin cartridge ~7 sec (new design)	98.06
743886AB	TEMPOMIX wall mounted basin cartridge AB ~7 sec (new design)	104.26
743889	TEMPOMIX shower cartridge time flow ~30sec (new design)	98.06
743889AB	TEMPOMIX shower cartridge AB time flow ~30sec (new design)	104.26
743890	TEMPOMIX shower cartridge time flow ~30sec (old design)	98.06
743891	TEMPOMIX basin cartridge, time flow ~7 sec (new design)	98.06
743891AB	TEMPOMIX basin cartridge AB, ~7 sec time flow (new design)	104.26
743894	TEMPOMIX 3 basin cartridge ~7sec time flow, V2	92.91
743894AB	TEMPOMIX 3 AB basin cartridge ~7sec time flow, V2	92.91
743895	TEMPOMIX basin cartridge ~7 sec time flow (old design)	98.06

REF.	DESCRIPTION	£ **
743896	TEMPOMIX wall mounted basin cartridge ~7 sec (old design)	98.06
743899	TEMPOMIX 3 shower cartridge time flow ~30 sec, V2	92.91
743899AB	TEMPOMIX 3 AB shower cartridge time flow ~30 sec, V2	92.91
743902	TEMPOSTOP 2 / TEMPOMIX 2 basin cartridge ~15sec time flow	63.31
743903	TEMPOSTOP 2 / TEMPOMIX 2 basin cartridge ~15sec time flow, V2	42.47
743903AB	TEMPOSTOP 2 / TEMPOMIX 2 AB basin cartridge ~15sec, V2	49.12
743907	TEMPOSTOP 2 / TEMPOMIX 2 basin cartridge ~7sec time flow	63.31
743908	TEMPOSTOP 2 / TEMPOMIX 2 AB basin cartridge ~7 sec time flow	81.08
743910	TEMPOSTOP 2 / TEMPOMIX 2 basin cartridge ~7sec time flow, V2	42.47
743910AB	TEMPOSTOP 2 / TEMPOMIX 2 AB basin cartridge ~7 sec, V2	49.12
743915	TEMPOSTOP 2 / TEMPOMIX 2 AB basin cartridge ~15sec time flow	81.08
745100	TEMPOSTOP basin tap M1/2" ~7sec time flow + back nut	77.17
745101	TEMPOSTOP AB basin tap M1/2" ~7sec time flow + back nut	90.02
745200	TEMPOSTOP basin tap M1/2" ~7sec time flow + stud nut	81.94
745300	TEMPOSTOP basin tap M1/2" ~7sec time flow reinforced fixing	89.69
745301	TEMPOSTOP AB basin tap M1/2" ~7sec, reinforced fixing	94.23
745440	TEMPOSTOP lever operated basin tap M1/2" ~7sec	105.50
745460	TEMPOSTOP lever operated basin tap M1/2" ~15sec	105.50
746000	TEMPOSTOP wall mounted basin tap M1/2" ~7sec	58.15
746001	TEMPOSTOP AB wall mounted basin tap M1/2" ~7sec time flow	66.91
746015	TEMPOSTOP wall mounted basin tap M1/2" ~15sec	58.15
746292	TEMPOSTOP wall mtd basin tap M1/2" ~7sec with wall plate	60.82
746410	TEMPOSTOP wall mounted lever operated basin tap M1/2" ~7sec	87.01
747000	TEMPOSTOP exposed shower valve M1/2" inline ~15sec time flow	72.63
747004	TEMPOSTOP chain pull shower valve M1/2" 15sec + GYM COMFORT	185.83
747006	TEMPOSTOP chain pull shower valve M1/2" 15sec + GYM	181.22
747080	TEMPOSTOP exposed shower valve M1/2" disk push button ~7sec	117.80
747110	TEMPOSOFT AB shower kit M1/2" c-wall 200mm ~15 sec + ROUND	276.09
747114	TEMPOSTOP basin tap M1/2" inline ~3sec compression fittings	75.22
747121	TEMPOSTOP rec/c-wall rough cast shower valve M1/2" ~15sec	67.84
747122	TEMPOSTOP AB rec/c-shower valve rough M1/2" ~15sec	85.63
747200	TEMPOSTOP shower M1/2" valve TC 200 ~15sec	146.29
747214	TEMPOSTOP AB shower valve kit CW 200mm	292.84
747500	TEMPOSTOP chain pull shower valve MM1/2" ~15sec time flow	129.23
747625	TEMPOSTOP bas/shwr vlv M1/2" inline ~7sec with backnut	73.61
747800	TEMPOSOFT 2 wall mtd exp shower valve M1/2" inline ~30 sec	100.50
747801	TEMPOSOFT 2 exp shower kit M1/2" ~30 sec valve + TONIC JET	306.24
747952	TEMPOSTOP rec/c-wall basin/sh valve M1/2" ~15sec comp fitting	67.84
748000	TEMPOSTOP exposed shower valve M1/2" angled ~15sec time flow	83.25
748110	TEMPOSTOP AB basin tap M1/2" c-wall 200mm ~7 sec time flow	217.16
748126	TEMPOSTOP angled basin tap M1/2" rough cast ~7sec + bk nuts	69.94
748130	TEMPOSTOP angled basin tap M1/2" rough cast ~15sec + bk nuts	69.94
748150	TEMPOSTOP wall mounted basin tap M1/2" ~15sec swivel spout	102.22
748151	*TEMPOSTOP AB wall mtd ~15sec swivel spout (stock thn 748150)	119.95
748205	TEMPOSTOP AB basin tap elbow M1/2" time flow ~7sec	79.62
748210	TEMPOSTOP AB c-wall 200 basin kit M1/2" ~7sec 2 ctrl spt L75	292.01
748218	TEMPOSOFT 2 recessed shower valve, kit 2/2 (+748BOX)	207.27
748219	TEMPOSOFT 2 recessed shower valve + ROUND, kit 2/2 (+748BOX)	312.73
748626	TEMPOSTOP wall mtd basin tap M1/2" ang rough body ~7sec flow	72.99
748630	Replaced by 748626	-
748800	TEMPOSOFT 2 exposed shower valve M1/2" angled ~30 sec flow	88.95
748BOX	Recessed waterproof housing TEMPOSOFT 2 shower, kit 1/2	134.51
748PM	Chrome-plated metal plate - recessed TEMPOSOFT 2 shower	119.09
749000	TEMPOSTOP exposed shower valve M3/4" 75 lpm ~30sec time flow	111.25
749001	*TEMPOSTOP exp shower kit ~30s + TONIC JET (stock thn 747801)	296.33
749002	Discontinued	-
749110	TEMPOSTOP shower kit M1/2" c-wall 200mm ~30 sec + ROUND	276.09
749128	TEMPOSTOP rec shower valve F1/2" st steel Ø130 plate ~30sec	152.45
749159	Replaced by 749110	-
749218	*TEMPOSTOP rec shwr Kit (+749BOX) (stock thn 794BOX1 + 794218)	207.79
749218CXL	Replaced by 794BOX1 + 794218	-
749239	*TEMPOSTOP rec shwr ROUND (+749BOX)(stck thn 794BOX1 +794219)	312.89

References prefixed by * are available while stocks last. References are listed in ascending alphanumerical order.

** Price excludes VAT.

REF.	DESCRIPTION	£ **	REF.	DESCRIPTION	£ **
749300	TEMPOSOFT aluminium shower panel top inlet valve ~30sec	538.38	760004	TEMPOCHASSE WC exp valve kit 1" ~7sec + inline stopcock	296.12
749310	TEMPOSOFT shower panel concealed valve inlet	538.38	760005	TEMPOCHASSE exposed valve 1" ~7sec + elbow stopcock	286.34
749350	TEMPOSOFT aluminium shower panel top inlet +handset ~30sec	621.22	760110	*TEMPOCHASSE WC 1" c-wall 200 connection washer Ø32/55 ~7 sec	238.19
749428	TEMPOSOFT 2 rec shower valve M1/2" ~30 sec + wall plate Ø130	123.51	760150	*TEMPOCHASSE WC 1" CW valve 190mm (while stk then 760110)	257.44
749429	TEMPOSOFT 2 recessed shower kit M1/2" ~30 sec valve + ROUND	242.59	760200	Replaced by 763266	-
749628	TEMPOSTOP recessed shower valve F1/2" ~30sec st steel plate	152.45	760210	*TEMPOCHASSE WC 1" cr wll 200 + angl tube Ø32 (stk thn 763266)	294.24
749700	TEMPOSTOP exposed shower valve M3/4" 12 lpm ~30sec time flow	122.24	760220	TEMPOCHASSE WC rec/plate kit 1" +con wash Ø32/55 ~7sec	344.75
749721	TEMPOSTOP exp shower M1/2" M3/4" ~30sec, inlet comp fittings	143.79	760450	Discontinued	-
749770	TEMPOSTOP shower valve M3/4" for panels ~30sec + wall plate	128.48	760460	TEMPOCHASSE exp for slop hop kit 1 1/4" + tube Ø32 ~7sec	336.44
749870	TEMPOSOFT 2 sh valve M1/2" for panels 7mm ~30 sec time flow	95.16	760605	TEMPOCHASSE WC recessed/c-wall cast MM1 1/4" Ø32 ~7sec flow	114.48
749BOX	*TEMPOSTOP rec shwr Kit1/2 (+749218/239/232)(stk thn 794BOX1)	217.20	760700	*TEMPOCHASSE 1" CW valve kit 190mm + tube (stock thn 763266)	299.21
750010	Secureflow pneumatic time flow valve com	299.10	761000	TEMPOFLUX WC Ø28 exposed valve M3/4" angled ~7sec time flow	114.71
750020	Secureflow diaphragm actuator	74.87	761001	TEMPOFLUX WC Ø28 exposed valve M3/4" angled ~7sec + stopcock	170.16
75050	Repair kit - Air operated valve 1/2" secureflow	110.77	761002	TEMPOFLUX WC exposed kit F3/4" Ø28 angled ~7sec + stopcock	262.37
751000	Urinal neck tube F1/2" for ALLIA /SELLES + water nozzle	49.37	761003	TEMPOFLUX WC exp kit M3/4" angled ~7sec + tube Ø28 stopcock	250.77
751753	Urinal neck tube F1/2" for VB Losange 7530 + water nozzle	65.87	761004	TEMPOFLUX WC exp kit M3/4" angled ~7sec time flow +tube Ø28	195.32
752000	Urinal neck tube F1/2" Ø35	34.69	761025	TEMPOFLUX WC M3/4" exp vlv time flow ~7 sec + tube Ø 24/25mm	132.34
752430	Urinal neck tube Ø 35mm recessed supply	25.22	761110	TEMPOFLUX WC M3/4" Ø25 flush vlv c-wall 200 ~7 sec time flow	227.78
753000	Urinal neck tube F1/2" F3/8" Ideal STANDARD/PORCHER Applique	22.96	761200	TEMPOFLUX WC valve CW 200mm ~7sec	237.88
753005	Repair kit TEMPOSTOP basin/urinal ~7sec - until 2022	23.51	761210	TEMPOFLUX WC M3/4" kit c-wall 200mm ~7 sec timing + tube 2/2	266.23
753010	Refit kit for TEMPOSTOP basin/shower ~15sec - until 2022	23.51	761627	TEMPOFLUX WC rec valve M3/4" 7" sec st steel plate 220x170	240.92
753105	Refit kit TEMPOSTOP AB basin/urinal ~7sec - until 2022	23.51	761700	TEMPOFLUX WC valve kit CW 200mm ~7sec	277.91
753115	Refit kit TEMPOSTOP AB basin/shower ~15sec - until 2022	23.51	7618TUBE	Outlet tube for rec/c-wall TEMPOFLUX WC with nozzle and nut	39.99
753148	Refit kit TEMPOSTOP siphon action urinal ~7sec - until 2022	30.66	761900	TEMPOFLUX WC recessed valve M3/4" ~7 sec chromed plate Ø195	256.90
753149	Maintenance kit for TEMPOSTOP shower ~30sec time flow	30.66	762150	TEMPOFLUX 2 WC cross wall 140 flush valve M3/4" Ø25 ~7sec	280.08
753256	Renovation pack for mixer with swivel spout from 06/19	9.95	762901	TEMPOFLUX 2 WC rec vlv M3/4" with box ~7sec single flush	270.94
753303	Repair kit TEMPOSTOP basin/urinal ~3sec - until 2022	23.51	762902	TEMPOFLUX 2 WC rec valve M3/4" with box ~7sec dual flush	293.70
753395	Discontinued	-	763000	TEMPOFLUX 3 WC F3/4" recessed AB, satin, 3L/6L, kit 2/2	174.94
753730	Maintenance kit for PREMIX COMFORT 3/4" or 1"	129.86	763030	TEMPOFLUX 3 WC F3/4" recessed AB, black glass, 3L/6L, kit 2/2	438.04
753733	Repair kit for PREMIX COMPACT	45.43	763040	TEMPOFLUX 3 WC recessed AB, chromed, 3L/6L, kit 2/2	248.58
753734	PREMIX COMPACT repair kit (new design)	45.43	763041	TEMPOFLUX 3 WC F3/4" recessed valve AB, single flush, kit 2/2	225.65
753735	Maintenance kit for PREMIX COMFORT 1 1/4" and 1 1/2"	179.19	763256	TEMPOFLUX 3 WC M3/4", AB, 6L, flush valve cross wall 200	217.68
753736	Repair kit for MONOFOOT	22.61	763266	TEMPOFLUX 3 WC M3/4" AB 6L valve cross wall 200 + tube Ø32	258.82
753739	Repair kit for MIXFOOT	30.66	763300	TEMPOFLUX 3 recessed 3/4" WC valve AB side control	434.83
753749	Maintenance kit for TEMPOSTOP shower ~30sec time flow	30.66	763BOX	TEMPOFLUX 3 WC 3/4" valve recessed AB, 3L/6L, kit 1/2	145.77
753750	Maintenance kit for PREMIX SECURITY 3/4" or 1"	142.25	763PIM	Satin st st plate for TEMPOFLUX 3 WC recessed AB	123.49
753755	Maintenance kit for PREMIX SECURITY 1 1/4" and 1 1/2"	179.19	763PMM	Metal plate for TEMPOFLUX 3 WC recessed AB	219.71
753761	Maintenance pack for TEMPOFLUX WC ~7sec time flow	39.03	763PVM	Black glass for TEMPOFLUX 3 WC recessed AB	358.37
753763	Maintenance pack for cross wall TEMPOFLUX WC ~7sec time flow	39.03	764000	Inline stopcock chromed + flow adjustment F1" - F1 1/4"	84.19
753779	Maintenance kit for TEMPOCHASSE WC ~7sec time flow	30.66	764600	Stopcock straight + flow adjustment F1"-F1 1/4" rough	79.02
753790	Maintenance kit for TEMPOMIX shower ~30sec time flow	60.49	765000	Elbow stopcock chromed + flow adjustment F1" - F1 1/4"	74.43
753795	Maintenance kit deck mtd TEMPOMIX basin ~7 sec time flow	60.49	765020	Elbow stopcock chromed + flow adjustment FF3/4"	73.82
753796	Maintenance kit wall mtd TEMPOMIX basin ~7 sec time flow	60.49	766001	Elbow flush tube Ø32/55 st steel TEMPOCHASSE WC 1 1/4"	86.57
754000	Urinal neck tube F1/2" F3/8" for J DELAFON Coquille 2-1519	25.61	766002	Elbow flush tube + con washer Ø28/55 for TEMPOFLUX WC 3/4"	80.62
754524	Urinal neck tube F1/2" for J DELAFON Coquille + water nozzle	55.11	767006	Discontinued	-
756000	Urinal neck tube F1/2" for ALLIA/SELLES + water nozzle	59.14	769001	*Elbow flush tube PE Ø32/55 fr TEMPOCHASSE (stock thn 766001)	65.67
756230	*Urinal neck tube F1/2" JD Wall 2, Boiss 2 + water noz (stock)	61.62	769400	Recessed/cross wall PVC elbow flush tube Ø32	41.78
757000	Discontinued	-	769500	Rec/c-wall PVC elbow flush tube + connection washer Ø32/55	63.23
757118	Neck tube F1/2" for DELABIE DELTACERAM urinal	47.02	770035	Urinal corner wedge L35 I.S J.DELAFON, LAUFEN, PORCHER	40.28
757135	Neck tube F1/2" TEMPOSTOP TEMPOSOFT 2 for FINO urinal	50.27	770045	Urinal corner wedge L45 ALLIA VILLEROY & BOCH	40.28
757160	Neck tube F1/2" for DELABIE DELTA urinal before 04/2019	31.56	771000	SIPHURINOIR vertical siphon with lip seal Ø50/32 H110 chr ABS	41.11
757162	Neck tube F1/2" for DELABIE DELTA urinal after 04/2019	62.60	775000	*Urinal outlet M1 1/4" socket to seal Ø54 (stock thn 776000)	24.01
757430	Neck tube + 1/2" union for rec supply for urinal with flexi	47.22	776000	Urinal outlet M1 1/4" with comp seal Ø50 w-out nut, chr brass	66.10
758021	Urinal water nozzle for stalls M3/8" recessed inlet	31.66	777000	TEMPOSTOP exposed urinal MM1/2" inline ~3sec + wall plate	72.53
758035	Urinal union M1/2" Ø35 recessed	22.00	777007	Replaced by 777000	-
758135	Urinal neck tube F1/2" Ø35 recessed supply	43.22	777015	TEMPOSTOP urinal kit inline washer Ø35	108.14
758445	Recessed neck tube F1/2" for 1/2" urinals	43.18	777101	*TEMPOSTOP urinal kit inline ALLIA Aubagne 2, SELLES(while stk)	191.25
758645	*Urinal neck tube F1/2" + wtr nozzle ALLIA Amigo 3645 (stock)	88.40	777110	TEMPOSTOP urinal valve MM1/2" c-wall 200mm ~3 sec time flow	122.85
758921	Urinal water nozzle for stalls M1/2" recessed inlet	31.66	777130	TEMPOSOFT 2 recessed urinal valve M1/2" ~3sec + wall plate	123.51
759000	Urinal neck tube F3/4" Ø35 for siphon action	38.61	777140	TEMPOSOFT 2 urinal vlv MM1/2" for panels 7mm ~3sec time flow	97.04
759090	Discontinued	-	777200	TEMPOSTOP c-wall 200mm urinal valve ~3sec	132.99
760000	TEMPOCHASSE WC exposed valve MM1 1/4" ~7sec time flow	134.55	777517	*TEMPOSTOP urnl kit inline JACOB DELAFON Coquille 2(while stk)	208.63

References prefixed by * are available while stocks last. References are listed in ascending alphanumerical order.

** Price excludes VAT.

REF.	DESCRIPTION	£ **
777800	TEMPOSOFT 2 wall mtd exposed urinal valve MM1/2" ~3sec flow	86.44
777807	Replaced by 777800	-
777924	Replaced by 778BOX	-
777925	*TEMPOSTOP recessed urinal valve MM1/2" ~3sec kit 2/2(while stk)	115.63
777930	TEMPOSTOP recessed urinal valve MM1/2" ~3sec + wall plate	104.70
778000	TEMPOSTOP exp urinal valve MM1/2" angled ~3sec + wall plate	79.94
778007	Replaced by 778000	-
778700	TEMPOFLUX recessed urinal satin st. steel ~3 sec kit 2/2	196.80
778707	TEMPOFLUX recessed urinal satin st. steel ~7 sec kit 2/2	196.80
778754	Replaced by 778755	-
778755	TEMPOFLUX exp. urinal valve kit M1/2" angled 3 sec +stopcock	161.13
778756	Discontinued	-
778757	TEMPOFLUX kit M1/2" ~3 sec for DELTA urinals after 12/2018	165.65
778759	TEMPOFLUX urinal valve kit M1/2" ~3 sec for FINO urinals	165.65
778764	Replaced by 778755	-
778765	Replaced by 778755	-
778766	Discontinued	-
778767	Discontinued	-
778769	Replaced by 778759	-
778800	TEMPOSOFT 2 wall mounted urinal valve M1/2" angled ~3sec	79.94
778807	Replaced by 778800	-
778BOX	Recessed waterproof housing for TEMPOFLUX urinal, kit 1/2	134.63
778PIS	Satin stainless steel plate for recessed TEMPOFLUX urinal	74.16
779000	Replaced by 777000	-
779128	TEMPOSTOP recessed urinal valve FF1/2" ~7sec + wall plate	152.45
779421	Replaced by 779427	-
779427	TEMPOSTOP rec urinal valve FF1/2" ~7sec time flow + plate	169.33
785000	Stall waste + integ siphon, vertical outlet Ø40 with nut	43.28
790000	TEMPOMIX exposed shower mixer M3/4" ~30sec time flow	258.70
790001	*TEMPOMIX exp shwr mxr kit ~30s time flow (stock then 794450)	422.48
790006	*TEMPOMIX exp shwr mxr kit ~30sec +stopcks (stock thn 794450)	519.46
790008	*TEMPOMIX exp shwr mxr kit ~30s +elbw union (stock thn 794450)	481.85
790152	Aluminium extension for shower panel	204.71
790153	Stainless steel telescopic extension for shower panel	364.32
790204	TEMPOMIX st steel shower panel top inlets ~30sec + soap dish	944.42
790204CF	Replaced by 790204	-
790204DP	Replaced by 790204	-
790214	TEMPOMIX st steel shower panel back inlets ~30sec +soap dish	944.42
790214CF	Replaced by 790214	-
790214DP	Replaced by 790214	-
790218	TEMPOMIX recessed shower mixer waterproof Kit2/2 (+790BOX)	343.64
790219	TEMPOMIX recessed sh mixer waterproof Kit2/2 ROUND (+790BOX)	448.72
79030015	TEMPOMIX alu shower panel top inlets Ø15 comp fit ~30sec	756.24
79030515	TEMPOMIX alu shower panel top inlets Ø15 mixer + soap dish	790.91
790310	TEMPOMIX aluminium shower panel mixer hidden inlets ~30sec	747.37
79035015	TEMPOMIX alu shower panel top inlets Ø15 mixer + handset	893.48
790425	TEMPOMIX rec shower mixer M1/2" Ø15 ~30sec time flow + plate	330.56
790427	TEMPOMIX rec shower mixer M1/2" Ø14 ~30sec time flow + plate	330.56
790709	TEMPOMIX recessed/plate shower mixer kit M1/2" + ROUND	435.62
790712	*TEMPOMIX rec shower kit M1/2 + TONIC JET(whl stk thn 790709)	449.66
790874	TEMPOMIX exposed shower mixer FFM3/4" ~30sec + elbow unions	325.22
790875	Replaced by 790874	-
790909	TEMPOMIX recessed shower mixer kit M1/2" plate Ø195 + ROUND	435.62
790912	*TEMPOMIX rec sh kit M1/2" Ø195 TONICJET(whl stk thn 790909)	449.66
790925	TEMPOMIX rec sh mixer M1/2" Ø15 ~30sec time flow plate Ø195	330.56
790927	TEMPOMIX recessed shower mixer M1/2" Ø14 ~30sec plate Ø195	330.56
790970	TEMPOMIX shower mix M3/4" for panels 1-10mm ~30sec time flow	275.97
790975	TEMPOMIX shower mix M3/4" for panels 8-16mm ~30sec time flow	275.97
790BOX	Recessed waterproof box for shower mixer - Kit 1/2	106.77
791300	Shower alu panel top inlets mechanical mixer sh head 6lpm	734.33
79130015	Shower alu panel top inlets Ø15 mech mixer sh head 6lpm	734.33
791350	Shower alu panel top inlets mechanical mixer + handset	819.15

REF.	DESCRIPTION	£ **
791360	Shower panel conc inlet mech mix + shower head	819.15
792218	SECURITHERM therm shower mix rec ~30sec waterproof kit 2/2	544.22
792219	SECURITHERM therm sh mix rec 30sec +ROUND waterproof kit 2/2	633.91
79230015	SECURITHERM thermostatic alu sh panel top inlets Ø15 ~30sec	890.10
792303	SECURITHERM st steel therm shower panel top inlets ~30sec	970.02
792303CF	*SECURITHERM SS therm panel, top inlets (stock then 792303)	970.02
792303DP	Replaced by 792303	-
79230415	SECURITHERM SS therm sh panel top inlets Ø15 ~30sec + soap	1,040.39
792304CF	*SECURITHERM SS therm panel, top inlets (stock then 79230415)	1,015.21
792304DP	Replaced by 79230415	-
792305	SECURITHERM alu shower panel top inlets ~30 sec + soap dish	899.89
792310UK	SECURITHERM therm alu shower panel UK hidden inlets 30 sec	890.10
792313	SECURITHERM st steel therm shower panel back inlets ~30sec	970.02
792313CF	*SECURITHERM SS therm panel, bck inlet ~30s(stock then 792313)	970.02
792313DP	Replaced by 792313	-
792314	SECURITHERM SS therm sh panel back inlets ~30sec + soapdish	1,015.21
792314CF	*SECURITHERM SS therm panel, back inlets (stock then 792314)	1,015.21
792314DP	Replaced by 792314	-
792320	SECURITHERM therm alu panel top inlets ~30sec handset +fixed	987.02
792324	*SECURITHERM therm SS shwr panel top inlet (stock thn 792334)	1,148.95
792330	SECURITHERM therm alu panel rear inlet ~30sec handset +fixed	987.02
792334	SECURITHERM therm SS panel rear inlet ~30sec handset + fixed	1,148.95
792340	*SECURITHERM therm sh panel, alu, top inlet (stock thn 79239015)	1,013.54
792344	SECURITHERM st steel therm sh panel top inlets + handspray	1,148.95
792344CF	*SECURITHERM SS therm panel, top inlets (stock then 792344)	1,148.95
792344DP	Replaced by 792344	-
792350	Replaced by 792380	-
792354	Replaced by 792344	-
792354CF	*SECURITHERM SS panel back inl+hdspray (stck then 792344)	1,148.95
792354DP	Replaced by 792344	-
792370	SECURITHERM therm alu shower panel top inlets handset ~30sec	1,026.78
792380	SECURITHERM therm alu sh panel hidden inlets handset + fix	1,008.68
79239015	SECURITHERM alu shower panel top inlets Ø15 handset + fix	1,017.54
79240015	SECURITHERM therm alu sh panel 6V battery-op top inlets Ø15	1,090.89
792403	*SECURITHERM st.s thrm pnl 6V batt top inl (stck thn 792504)	1,263.85
792403CF	*SECURITHERM SS panel 6V batt-op top inl (stck then 792504)	1,263.85
792403DP	Replaced by 792504	-
79240415	Replaced by 792504	-
792404CF	*SECURITHERM SS panel batt-op top inl+soap(stck then 792504)	1,306.93
792404DP	Replaced by 792504	-
792410UK	SECURITHERM therm alu shower panel UK 6V batt-op back inlets	1,090.89
792413	Replaced by 792514	-
792413CF	*SECURITHERM SS panel, 6V bty-op, back inl(stck then 792514)	1,263.85
792413DP	Replaced by 792514	-
792414	*SECURITHERM SS therm pnl 6V batt bck inlet (stck thn 792514)	1,306.93
792414CF	*SECURITHERM SS panel, bty-op, conc inl (stck then 792514)	1,306.93
792414DP	Replaced by 792514	-
792452	*SECURITHERM elec therm shwr rec wtrprf kit (stck then 443218)	820.93
792459	*SECURITHERM elect therm sh mix rec +ROUND (stck then 443219)	925.98
792504	SECURITHERM st st therm shower panel 230/6V top inlet +soap	1,338.56
792514	SECURITHERM SS therm shower panel 230/6V back inlets + soap	1,338.56
792BOX	Waterproof recessed control unit for therm shower kit 1/2	226.61
794000	TEMPOMIX 3 basin mixer F3/8" ~7sec time flow with stopcocks	262.37
79400015	TEMPOMIX 3 basin mix M1/2" ~7sec time flow + stopcock Ø15	270.67
79400015AB	TEMPOMIX 3 AB basin mix M1/2" ~7sec time flow + stopcock Ø15	267.87
79400015CO	TEMPOMIX 3 basins M1/2" mixer ~7sec copper tails Ø 15 conn +SC	378.13
79400015LD	Replaced by 79400015	-
794000LD	Replaced by 794000	-
794012	Nanny joint, rec. M1/2" for TEMPOMIX 3 kit 1/2	114.73
794050	TEMPOMIX 3 basin mixer M1/2" recessed ~7 sec spout L.110 kit2/2	225.45
794050LD	Replaced by 794050	-
794055	TEMPOMIX 3 basin mixer M1/2" recessed ~7 sec spout L.190 kit2/2	273.58

References prefixed by * are available while stocks last. References are listed in ascending alphanumerical order.

** Price excludes VAT.

REF.	DESCRIPTION	£ **	REF.	DESCRIPTION	£ **
794055LD	Replaced by 794055	-	820	Chrome rail Ø22 can be cut, with soap dish 590mm centres	43.87
794100	TEMPOMIX 3 basin mixer F3/8" ~7sec time flow	248.58	820022	Discontinued	-
794100AB	TEMPOMIX 3 AB basin mixer F3/8" ~7sec time flow	261.85	820023	Discontinued	-
794100LD	Replaced by 794100	-	820024	Discontinued	-
794110	TEMPOMIX 3 basin mixer F3/8" time flow ~7sec H170mm	279.12	820025	Discontinued	-
794120	TEMPOMIX 3 basin mixer F3/8" time flow ~7sec H250mm	316.33	820026	Discontinued	-
794150	*TEMPOMIX 3 bsn mix cr wll 110 ~7s spout L110 (stock thn 794160)	254.69	820122	Discontinued	-
794150AB	Replaced by 794160	-	820122N	Push-fit union F22/100 for BIOFIL tap filter	41.40
794150LD	Replaced by 794160	-	820123	Push-fit union M1/2" for BIOFIL tap filter	41.40
794155	Replaced by 794165	-	820124	Discontinued	-
794155AB	Replaced by 794165	-	820124N	Push-fit union M24/100 for BIOFIL tap filter	41.40
794155LD	Replaced by 794165	-	820125	Push-fit union M24x125 for BIOFIL tap filter	41.40
794160	TEMPOMIX 3 basin F3/8" cross wall 110 ~7 sec +stopcock L110	268.83	820126	Discontinued	-
794160AB	Replaced by 794160	-	820126N	Push-fit union M16.5x100 for BIOFIL tap filter	41.40
794160LD	Replaced by 794160	-	821	Chrome rail Ø25 can be cut, with soap dish 540mm centres	61.56
794165	TEMPOMIX 3 basin F3/8" cross wall 110 ~7 sec +stopcock L190	315.54	821122	Anti-vandal union F22/100 for BIOFIL tap filter	48.33
794165AB	Replaced by 794165	-	821123	Anti-vandal union M1/2" for BIOFIL tap filter	48.33
794165LD	Replaced by 794165	-	821124	Anti-vandal union M24/100 for BIOFIL tap filter	48.33
794200	Recessed TEMPOMIX 3 basin mixer L.110 kit 2/2 (+794BOX3)	308.26	821125	Anti-vandal union M24/125 for BIOFIL tap filter	48.33
794218	TEMPOMIX 3 rec waterproof shower mixer kit 2/2 (+794BOX1)	218.31	822115	Extension union MF1/2" L100 Ø24 chromed for wall mtd taps	23.23
794219	TEMPOMIX 3 rec waterproof shower kit 2/2 + ROUND (+794BOX1)	323.39	822516	Extension union MF1/2" L50 Ø26 chromed for wall mounted taps	17.91
794250	Recessed TEMPOMIX 3 basin mixer L.190 kit 2/2 (+794BOX3)	322.28	822741	Chrome-plated extension L.50mm for wall-mounted TEMPOSOFT	70.21
794350	TEMPOMIX 3 basin M1/2" exp mix 7sec c-c 150 swivel spt L150	359.04	824800	Reinforced plate Ø80 4 screws wall mtd TEMPOMIX, TEMPOSOFT	32.25
794360	TEMPOMIX 3 basin M1/2" exp mixer 7sec c-c 150 fixed spt L150	359.04	825015	Inline stopcock union nickel plated MF1/2" L35	14.83
794370	TEMPOMIX 3 basin M1/2" exp mixer ~7 sec c-c 150 short spout	330.33	825215	Inline stopcock union MF1/2" L70 retractable straight nut	34.06
794400	TEMPOMIX 3 shower M3/4" exp mixer ~30 sec c-c 150 top outlet	301.61	826315	Back-nut F1/2" 4mm thick with 3 screws and washer	10.47
794450	TEMPOMIX 3 shower kit M3/4" exposed mixer ~30 sec c-c 150	474.46	827032	Inlet socket union for squat WC Ø28/32	29.78
794450AB	Replaced by 794450	-	830	Shower head retaining collar for bars Ø 25-35mm	7.54
794470	TEMPOMIX 3 shower M1/2" exp mixer ~30 sec c-c 150 btm outlet	308.80	830T1	Black polyamide flexible shower hose L1.5m	23.61
794BOX1	Recessed waterproof housing for TEMPOMIX 3 shower 1/2" -kit ½	315.96	832T1	Reinforced metal flexible shower hose double interlock L1.5m	30.16
794BOX3	Recessed waterproof box for TEMPOMIX 3 basin mixer - kit 1/2	315.96	834T1	Metalloplastic BIOCOLOR PVC smooth flexible hose L1.5 m	23.19
794PLAQ	Wall plate for TEMPOMIX 3 recessed shower	106.68	834T2	Metalloplastic BIOCOLOR PVC smooth flexible hose L2.00 m	25.22
794PLAQ11	Wall plate for TEMPOMIX 3 recessed basin mixer spout L.110mm	218.27	834T3	Metalloplastic BIOCOLOR PVC smooth flexible hose L0.85 m	20.84
794PLAQ19	Wall plate for TEMPOMIX 3 recessed basin mixer spout L.190mm	218.27	834T4	Metalloplastic BIOCOLOR PVC smooth flexible hose L1.2 m	21.77
79500015	TEMPOMIX basin mixer M1/2" Ø15 ~7sec + stopcocks	270.74	835T1	Black nylon flexible for sink hand spray L1.5m	29.41
79500015CO	TEMPOMIX basins M1/2" mixer ~7sec copper tails Ø 15mm conn +SC	357.09	836015	Elbow wall union with stopcock MF1/2" L30 H30	47.93
795000AB	TEMPOMIX AB basin mixer F3/8" ~7sec + stopcocks	277.87	836020	Elbow wall union with stopcock M1/2" F3/4" L30 H30	48.50
795100AB	TEMPOMIX AB basin mixer F3/8" time flow ~7sec	265.47	836215	Elbow wall union with stopcock MF1/2" L20 H30	47.93
795209	TEMPOMIX c-wall 220 basin mixer kit M3/4" ~7sec time flow	466.54	836T1	Reinforced PVC SILVER flexible shower hose L.1.5m	29.41
795209AB	TEMPOMIX AB basin mixer M3/4" kit c-wall 220 time flow ~7sec	478.93	836T3	Reinforced PVC SILVER flexible shower hose L0.85m	26.63
796000	TEMPOMIX wall mtd basin mixer M3/4" ~7 sec with fixed spout	283.33	837T4	Transparent flexible hose L.1.60m for retracting hand spray	42.03
796209	TEMPOMIX c-wall 220 shower mixer kit M3/4" ~30sec + ROUND	495.82	838015	Elbow wall union MF1/2" L30 H27	33.52
796838	*TEMPOMIX wall mtd bsn mix ~7s fix spout+ang unions (stck thn 796000)	342.54	838020	Elbow wall union M1/2" F3/4" L30 H29	35.27
798152	TEMPOMIX wall mounted basin mixer M3/4" ~7sec swivel spout	295.93	841215	Reinforced exposed connection MF½" with CB nut Ø 51mm	49.14
801	Single jet shower kit with bar Ø22mm	76.99	841315	Chromed backplate elbow MF1/2" with stud nut Ø14	39.03
803	5 jet shower kit with bar Ø25mm	124.08	845	Adjustable shower head holder, chrome-plated	13.26
806	Single jet shower kit with bar Ø25mm	105.09	850	Shelf for dual control thermostatic shower mixers	55.21
806794	Union M1/2" F3/4" for flexible with TEMPOMIX 3 shower	12.07	855755.2P	2 x STOP/CHECK unions M1/2"-M3/4", offset 12mm	72.49
807792	Removable push-fit rapid STOP connector FM1/2" for sh panel	70.01	855755UK.2P	2 x STOP/CHECK unions M1/2"-M3/4" inline	86.01
808B.25P	25 x blue disposable shower kits L.0.85m	241.57	856027.2P	2 x S union M1/2" M3/4" with cover plate, offset 12mm	36.94
808Y.25P	25 x yellow disposable shower kits L.0.85m	241.57	856127.2P	2 x S union M1/2" M3/4" with cover plate, offset 11mm	20.69
809B.25P	25 x blue disposable shower kits L.1.50m	247.01	856794.2P	2 x S union M1/2" M3/4" with cover plate, offset 11mm	32.39
809Y.25P	25 x yellow disposable shower kits L.1.50m	247.01	857027.2P	2 x S union M1/2" M3/4" with cover plate, offset 21mm	61.79
811	Single jet shower head M1/2" chrome Ø70mm, scale resistant	17.23	865127.2P	2 x Pillar unions M1/2" M3/4", without nut H64	54.05
811315	Discontinued	-	868121	Wall mounted elbow outlet MM1/2" H33 for shower	43.80
811610.2P	2 x Copper tails M10 x 1 L365mm	48.99	868126	Wall mounted elbow outlet for showers	43.59
811611.2P	2 x Copper tails M11 x 1 L365mm	48.99	870027.2P	2 x Deluxe pillar unions M1/2" M3/4", H70 Ø14	91.91
811612.2P	2 x Copper tails M10 x 1 L385mm	75.51	874220.2P	2 x Elbow union FF3/4" with captive nut	66.79
813	5 jet shower head M1/2" chrome Ø100mm, scale resistant	45.12	880	Auto-draining device for shower mixers	40.17
815	Single jet shower head M1/2" Ø100mm, scale resistant	28.03	88CH5	Ceiling mtd shower head F1/2" chromed brass 5 rings	38.61
816	Twin jet shower head M1/2" with inverter, scale resistant	51.23	900005	5 lpm flow limiter for mechanical mixers	6.44
817	Twin jet sh head M1/2" inverter, scale resist +flow rate reg	52.29	900007	Non return valve with 6lpm flow rate regulator	10.97

References prefixed by * are available while stocks last. References are listed in ascending alphanumerical order.

** Price excludes VAT.

REF.	DESCRIPTION	£ **
900010	Non-return valve for 3/8" connections	6.96
900015	Non return valve DW15	6.23
900020	Non return valve DW20	12.55
9102	Wall mounted safety eye wash with bowl	456.58
9108	Horizontal safety wall mounted shower	223.94
9120C	Wall-mounted single spray eye wash + identification sign	193.25
9121	Wall-mounted dual spray eye wash + identification sign	220.87
9140C	Deck-mounted single spray eye wash + identification sign	239.23
9141	Deck-mounted dual spray eye wash + identification sign	273.69
91AA75	Safety aerator covers for eye wash	9.01
9201	Safety free standing eye wash with bowl	739.71
9203	Safety free standing eye wash and shower combination	1,086.70
921022.2P	2 x Star shaped flow straightener F22/100	9.67
921022.50P	50 x Star shaped flow straightener F22/100	206.88
921024.2P	2 x Star shaped flow straightener M24/100	9.67
921024.50P	50 x Star shaped flow straightener M24/100	206.88
922016.2P	2 x Flow straightener M16.5/100	9.03
922022.2P	2 x Eco flow straightener adjustable flow rate F22/100	11.03
922024.2P	2 x Eco flow straightener adjustable flow rate M24/100	11.03
9225	Safety shower head	63.00
922640	BIOSAFE outlet with flow straightener holder and flat seal	9.76
922660	BIOSAFE threaded outlet for 2920 and 266x ranges	7.53
923016.2P	2 x BIOSAFE outlets M16.5/100	9.03
923022	BIOSAFE outlet with collar F22x100, 5L	7.84
923022.50P	50 x BIOSAFE outlet with collar F22x100, 5L	280.08
923024	BIOSAFE outlet with collar M24x100, 5L	7.84
923024.50P	50 x BIOSAFE outlet with collar M24x100, 5L	280.08
925616.2P	2 x Scale-resistant aerators M16.5/100	15.54
925622.2P	2 x Scale proof aerators F22/100 + eco washer	15.62
925624.2P	2 x Scale proof aerators M24/100 + eco washer	15.62
925716.2P	2 x ECO aerators 1.4 lpm - M16.5/100	18.90
925724.2P	2 x ECO aerators 1.4 lpm - M24/100	13.33
926024	BIOSAFE outlet with collar M24/100 for 2620 range	7.84
927005.5P	5 x Flow-rate regulator 5-6 lpm FM1/2"	71.76
927015.5P	5 x Flow-rate regulator 10 lpm FM1/2"	71.76
941120	Wall mounted fixed L-shaped spout M1/2" L120 - H60 adj FS	46.10
941922	Wall mtd L-shaped spout for panels 1-10mm M1/2" L120 H60 FS	55.74
942040	Spout for cross wall 30mm M1/2" L75 flow straightener	71.80
942200	Discontinued	-
943150	Swivelling under spout L. 150mm, F3/4"	65.83
943151	Fixed under spout L. 150mm F3/4"	73.36
943200	Under spout L200 F3/4"	71.26
943200100	*Tubular swivel under spout Ø22 L200mm, nut 3/4" (while stock)	80.44
943200100M	Tubular swivel spout Ø22, H.105 L.200mm nut 3/4" (for 2519)	85.65
943200110	Tubular swivel under spout Ø22 L200mm, nut 3/4" and brass FS	85.65
943300110	Tubular swivel under spout Ø22 H.80 L.300mm, nut 3/4"	126.29
947120	Wall mounted fixed spout M1/2" L110 H16 Ø32 adjustable FS	76.20
947135	Wall mtd fixed spout M1/2" L120 H16 Ø32 adj FS + plate Ø60	88.82
947151	Fixed spout for walls 165mm M1/2" L120 Ø32 adjustable FS	123.08
947157	Fixed spout for walls 165mm M1/2" L170 Ø32 adjustable FS	148.21
947170	Wall mounted fixed spout M1/2" L160 H16 Ø32 adjustable FS	98.04
947200	Fixed under spout L.200mm F3/4"	65.58
963150125F	Swivelling tubular over spout Ø 22, H.105 L.150 nut 3/4"	76.58
963150923F	Tube swivel spout Ø22 BIOSAFE open flow outlet H100 L150mm	86.19
963200145F	Tubular swivel overspout Ø22, H.135 L.200mm nut 3/4"	82.42
963200245F	Tubular swivel overspout Ø22, H.230 L.200mm nut 3/4"	84.84
963200923F	*Tub swivel spout, BIOSAFE outlet, H130 L200mm (while stock)	101.86
9632526	Self-supporting spout for mixer 2526T2	112.83
963300145F	Tubular swivelling overspout Ø22, H.130 L.300mm, nut 3/4"	104.43
963300245F	Tubular swivel overspout Ø22, H.230 L.300mm, nut 3/4"	107.58
963300245G	Swan neck overspout Ø22 L300 nut 3/4" + brass FS	111.92
963300923F	*Tub swivel spout, BIOSAFE outlet, H230 L300mm (while stock)	125.35

REF.	DESCRIPTION	£ **
966230	Telescopic swivel spout F3/4" L200-290mm	88.22
966380	Telescopic swivel spout F3/4" L300-470mm	105.84
967152	Swivel swan neck spout M1/2" L150 H120 adj flow straightener	49.42
967202	Swivel swan neck spout M1/2" L200 H200 adj flow straightener	52.11
969024.2P	2 x Spout reducer M1/2", M24/100	19.08
96SEF	Locking kit	20.13
9741	SECURITHERM Securitouch therm. shower mixer, w/o unions	364.32
9741TET	Ceramic head 1/2" 1/4 turn for SECURITHERM	36.23
9768	BIOSAFE thermostatic shower mixer, ERGO controls, w/o unions	325.20
9769	SECURITHERM BIOSAFE thermostatic shower mixer, w/o unions	308.26
981142	Fixed cast spout M1/2" L140 H120 adj flow straightener	101.26
983615	*ECONOMIX standard thermostatic mixer 15/3	212.38
983622	*ECONOMIX standard thermostatic mixer 22/3	222.83
990123	2 x Lithium batteries 3V type 123A for elect unit 495446BC	21.71
990223	Lithium battery 6V type 223 for units 479446, 490446, 492446	24.42
993615	*ECONOMIX combi thermostatic mixer 15/3	238.61
993622	*ECONOMIX combi thermostatic mixer 22/3	286.88
999049	4 x Vandal proof screws TORX M5x25 + pegs	8.34
A22D75	Safety aerator F22/100 for safety hand sprays	19.79
A22LY75	Safety aerator F22/100 for eye wash	19.79
BA9915	*2 x 15mm Combi angled inlet assembly (while stock)	89.68
BJ13V	Flow straightener Ø13 in Hostaform®	1.87
C151AH75	2 x Connectors with non-return valve FM3/8"	23.55
C282025	2.5mm Allen key to adjust flow rate on Eco flow straightener	12.22
C291AH75	2 x Connectors with non-return valves FM1/2"	28.28
CEL378150V	Detector + L1.50m cable for BINOPTIC, TEMPOMATIC 2	99.15
CEL378499V	Detector + L5m cable for BINOPTIC, TEMPOMATIC 2	166.80
CEL378V	Detector + L0.70m cable for BINOPTIC, TEMPOMATIC 2	77.33
CF	Replaced by DP	-
CPP32P	*Solid cover plate Ø72 UltraPolish polished ss (while stock)	15.42
CPP32S	*Solid cover plate Ø72 UltraSatin s steel satin (while stock)	15.42
D2553	Pillar tap M1/2" with Long-Life valve head H190 L150	144.33
D273015	Deck mounted tap MM1/2"	83.98
D275058	Bed pan push button operated hand spray with stopcock	206.00
D275059	Oven cleaner w. push button, food grade reinforced hose L125	198.93
D275065	Bed pan trigger hand spray with flow straightener, stopcock	246.93
D275150	Wall mounted tap M1/2" with swivel spout L150	78.00
D275200	Wall mounted tap M1/2" with swivel spout L200	81.00
D276020	Wall mounted tap for washing machines M1/2", M3/4"	47.79
DP	Rain effect comfort diffuser, vandal proof, M24x1.25	19.63
FLEX79508	2 x PEX flexible connector M11x1 L370mm	60.33
FLEXPEX2	2 x PEX Flexible connector M10x1 F3/8" L420mm	51.13
FLEXPEX3	2 x PEX flexible connector M10x1 F3/8" L525mm	58.43
FLEXPEX4	2 x PEX flexible connector M10x1 F3/8" L660mm	71.99
FLEXPEX6	2 x PEX flexibles, rotating L467mm	60.26
G6432	White wall-mtd pre-rinse mixer + hand spray 433000, bib tap	759.32
G6433	White wall-mtd pre-rinse mixer +hand spray 433000 no bib tap	598.71
G6493	Wall mounted mixer F3/4" centres 150mm	213.15
G6532	White pre-rinse twin hole mix c-c 150, spray 433000 bib tap	835.82
G6533	Pre-rinse twin hole mix c-c 150 + spray 433000 no bib tap	675.27
G6559	Twin hole mixer M1/2" no spout	274.80
G65602	Deck mtd mixer 100-240 c-c vlv head controls spout L200 H250mm	327.54
G65603	Deck mtd mixer 100-240 c-c vlv head controls spout L300 H340mm	360.33
G6632	White pre-rinse set with mixer + hand spray 433000, bib tap	799.88
G6633	White pre-rinse with mixer + hand spray 433000 no bib tap	639.35
G66452	Single hole mixer 45lpm, swivel spout L200mm, control knobs	256.32
G66453	Single hole mixer 45lpm, swivel spout L300mm, control knobs	283.58
G6679	Wall mtd mixer valve head control + telesc spout L200-290mm	254.38
G6732	White wall-mtd pre-rinse mixer +hand spray 433003, bib tap	801.36
G6733	White wall-mtd pre-rinse mixer +hand spray 433003 no bib tap	640.75
G6832	White pre-rinse twin hole mix c-c 150, spray 433003 bib tap	877.88
G6833	Pre-rinse twin hole mix c-c 150 + spray 433003 no bib tap	717.29

References prefixed by * are available while stocks last. References are listed in ascending alphanumerical order.

** Price excludes VAT.

REF.	DESCRIPTION	£ **	REF.	DESCRIPTION	£ **
G6932	White pre-rinse with mixer + hand spray 433003, bib tap	841.91	H9741SKIT	Shower riser kit w. Securitouch therm mix H9741S, offset std	409.99
G6933	White pre-rinse with mixer + hand spray 433003, no bib tap	681.36	H9741TP	SECURITHERM Securitouch therm shower mixer, inline SC TMV3	363.59
GR	*Rain effect spray grid M24x1.25 (while stk then DP)	26.28	H9768HYG	AD shower kit with BIOSAFE therm mixer H9768, offset SC	466.43
GR7V	Grid renovation for head 64...	8.97	H9768KIT	Shower riser kit with BIOSAFE therm mixer H9768, offset SC	506.26
H9600	SECURITHERM therm sequential basin mixer H.95 L.120 no waste	386.78	H9768SHYG	AD shower kit with BIOSAFE therm mixer H9768S offset std	426.61
H960015	Therm seq basin mixer H.95 L.120, lever L.146, 15mm no waste	389.36	H9768SKIT	Shower riser kit w. BIOSAFE therm mix H9768S, offset std	468.56
H960015L	*Therm seq basin mixer H.95 L.120, 15mm (whl stk then H960015)	386.78	H9768TP	BIOSAFE therm shower mixer, ERGO controls, inline SC, TMV3	335.10
H9600610	Therm seq basin mix H95 L120 lever L146 copper tail no waste	425.47	H9769	SECURITHERM BIOSAFE thermostatic shower mixer, offset SC	319.69
H9600610L	*Therm basin mix H95 L120 copper tail (whl stk then H9600610)	422.89	H9769HYG	AD shower kit with Securitouch therm mixer H9769, offset SC	448.99
H9601	SECURITHERM therm sequential basin mix H.95 L.120 with waste	448.30	H9769KIT	Shower riser kit with BIOSAFE therm mixer H9769, offset SC	492.72
H9605	SECURITHERM therm sequential BIOCLIP basin mixer H95 L120mm	438.36	H9769S	SECURITHERM BIOSAFE thermostatic shower mixer, offset std	285.00
H960515	SECURITHERM seq BIOCLIP basin mixer H.95 L.120 L.146, 15mm	440.94	H9769SHYG	AD shower kit with Securitouch therm mixer H9769S offset std	408.19
H960515L	SECURITHERM seq BIOCLIP basin mixer H.95 L.120 L.100, 15mm	438.36	H9769SKIT	Shower riser kit with BIOSAFE therm mixer H9769S, offset std	451.89
H9605610	SECURITHERM seq BIOCLIP basin mix H95 L120 lever L146 copper	477.03	KB7007	BINECO maintenance kit for basin/urinal ~7sec time flow	21.40
H9605610L	SECURITHERM seq BIOCLIP basin mix H95 L120 lever L100 copper	474.46	KB7015	BINECO maintenance kit for basin 15sec time flow	21.40
H9611P	SECURITHERM therm seq mix SS BIOCLIP spt inline SC c-c 150	565.63	KB7025	BINECO maintenance kit for shower ~25sec time flow	21.40
H9612	SECURITHERM therm sink mixer swvl spt/ret spray, short lever	488.36	KBP311N	BINECO maintenance kit for shower starter and fountain 83-84	12.82
H9613	SECURITHERM therm sink mixer +column with retracting handset	510.20	LH	Long lever LH	53.27
H9614P	SECURITHERM seq mixer st st BIOCLIP spout c-c 200 inline SC	564.56	N009AG75	Ceramic cartridge Ø40 with base plate and flow rate limiter	42.03
H9615	SECURITHERM therm seq mixer st steel BIOCLIP spout w columns	643.36	N109AG75	Ceramic cartridge Ø40 with base plate, no flow rate limiter	37.27
H9620	SECURITHERM thermostatic sequential sink mixer H.160 L.140	473.02	N148AA75	Ceramic cartridge Ø40 no base, no flow rate limiter	35.96
H962015	SECURITHERM sequential sink mixer H160 L140 lever L146 15mm	474.63	N201AG75	Ceramic cartridge Ø40 no base flow limiter for elec. models	80.27
H9620610	SECURITHERM sequential mixer H.160 L.140 lever L.146 copper	519.38	N222	Ceramic cartridge Ø35 with base, with flow rate regulator	42.03
H9625	SECURITHERM therm sequential BIOCLIP sink mixer H.160 L.140	550.71	N243	Ø35mm ceramic sequential cartridge with base	56.05
H962515	SECURITHERM seq BIOCLIP sink mixer H160 L140 lev L.146, 15mm	553.59	N243I	Sequential Ø 35mm ceramic cartridge with base + link	65.58
H9625610	SECURITHERM seq BIOCLIP mixer H.160 L.140 lever L.146 copper	619.91	N248AA75	Ceramic cartridge Ø40 no base with flow rate limiter	42.03
H963015	SECURITHERM therm seq shower mixer btm outlet inline SC, 15mm	381.64	N252	Ceramic pressure balancing EP cartridge Ø40 with base plate	107.97
H9630HYG	Auto-drain shower kit with therm seq mixer H9630, offset SC	496.97	N262	Ceramic cartridge Ø35 with EP Pressure Balancing	97.90
H9630KIT	Shower riser kit with therm seq mixer H9630, offset SC	477.03	N421AJ75	Thermostatic cartridge 1/2" NF	211.97
H9630SHYG	Auto-drain shower kit with therm seq mixer H9630S offset std	465.20	N434AH75	Cartridge Ø35 without base plate for 3020, 2303 & 2312 range	42.03
H9630SKIT	Shower riser kit with therm seq mixer H9630S, offset std	444.80	N96	Replaced by N961	-
H9631	SECURITHERM waterproof seq rec shower mix, kit 2/2 (+H96BOX)	303.71	N960	SECURITHERM therm cartridge for sinks H960X (after 10/2022)	205.79
H9631L	SECURITHERM seq rec shower mix, Hyg lever kit 2/2 (+H96BOX)	313.85	N961	SECURITHERM therm cart for sinks H961X (after 10/2022)	205.79
H9632	*Seq rec waterprf shwr mix 2/2 (+790BOX)(whl stk thn H9631)	393.22	N962	Thermostatic cartridge for recessed sequential mixer	223.29
H9633	SECURITHERM rec waterprf shower mix + elbow, 2/2 (+H96CBOX)	345.10	N963	SECURITHERM therm cart for showers H9630/40 (after 10/2022)	205.79
H9633L	SECURITHERM rec shower mix + elbow, Hyg lever 2/2 (+H96CBOX)	354.79	N96L	Replaced by N960	-
H9634	SECURITHERM thermostatic sequential shower panel back inlets	696.86	N9726	Thermostatic cartridge for SECURITHERM basin H9726	203.85
H9635	SECURITHERM therm seq shower panel back inlets + handset	816.32	N9769	Thermostatic cartridge for SECURITHERM H9769	218.66
H9636	SECURITHERM sequential shower panel flexi inlets w. handset	816.32	N97L	Thermostatic cartridge for SECURITHERM shower H9739/S	179.92
H963615	SECURITHERM sequential shower panel copper inlets w. handset	829.60	N97LR	Thermostatic cartridge for SECURITHERM shower H9741/52S	179.92
H9639	SECURITHERM sequential therm shower panel flexible inlets	696.86	NS262	Ceramic cartridge Ø35 with base plate	42.03
H963915	SECURITHERM sequential therm shower panel copper inlets Ø15	710.15	NS565	Ceramic cartridge Ø45 for deck-mounted mixer 60 lpm	96.62
H964015	SECURITHERM therm seq shower mixer top outlet inline SC, 15mm	381.64	NSB262	Ø35mm ceramic cartridge with base and centering ring	42.03
H964115	*SECURITHERM therm. seq. exposed shower kit, 15mm (whl stk)	651.51	P120AA75	*Guided washer head Ø22.5 + cover (5800 range) (whl stk)	99.44
H9642	Remote therm sequential sink mixer for retracting hand spray	325.08	P271AA85	Valve head 1/4 left turn Hot Water + lever	95.91
H96BOX	Waterproof rec box for seq shower mixer no inverter, kit 1/2	296.79	P272AA85	Valve head 1/4 right turn Cold Water + lever	95.91
H96CBOX	Waterproof rec box for seq shower mixer with inv, kit 1/2	331.29	P295AA85	Valve head 1/2 left turn Hot Water + lever	95.91
H9716	SECURITHERM therm sink mixer with swivelling spout H230 L200	441.38	P296AA85	Valve head 1/2 right turn Cold Water + lever	95.91
H9726	SECURITHERM thermostatic basin mixer swivel spout H205 L150mm	489.80	P482AJ75	Ceramic head 1/2" 1/4 right turn	27.47
H9739	SECURITHERM thermostatic shower mixer, offset SC	361.39	P5445	Ceramic head with control for ref. 5445T2S	35.04
H9739HYG	Auto-drain shower kit with therm mixer H9739, offset SC	444.63	RVP446V	Power supply for solenoid valve - battery-operated mixer	10.63
H9739KIT	Shower riser kit with thermostatic mixer H9739, offset SC	488.36	SER1660V	Lock for 2-roll toilet paper dispenser	7.54
H9739S	SECURITHERM thermostatic shower mixer, offset std	322.03	SER2559V	Lock for hyg. accessories except JUMBO & 51058 soap dispenser	19.31
H9739SHYG	Auto-drain shower kit with therm mixer H9739S, offset std	389.49	SER2911V	Lock for JUMBO & soap dispensers of 51058 type	19.31
H9739SKIT	Shower riser kit with thermostatic mixer H9739S, offset std	433.22	SER5102V	Lock for mirror cabinet	19.31
H9741HYG	AD shower kit with Securitouch therm mixer H9741, offset SC	444.80	V668AH75	Nameplate for safety shower	35.31
H9741KIT	Shower riser kit with Securitouch therm mix H9741, offset SC	444.80	V669AH75	Nameplate for safety eye wash	35.31
H9741SHYG	AD shower kit with Securitouch therm mixer H9741S offset std	409.99			

References prefixed by * are available while stocks last. References are listed in ascending alphanumerical order.

** Price excludes VAT.

Unless otherwise agreed in writing these conditions constitute the only conditions upon which DELABIE UK Ltd. ("The Company") is willing to supply the goods specified.

The Company does not sell directly to members of the public:

- The price list is provided for guidance only and does not constitute a contract. The wholesalers and installers are free to determine their prices in accordance with current regulations, taking into account their costs, services and warranty costs they bear.
- The Terms and Conditions are valid for all wholesale customers.

For all other professionals (manufacturers, export, etc.) or for any special manufacturing request, please contact us.

ORDERS AND QUOTATIONS:

These will be processed in order of receipt. We do not accept open orders or orders for call-off. All orders sent imply acceptance of our general terms and conditions of sale and customers waive any claims that may arise from clauses in their own documentation which may differ.

The customer agrees to these terms from the moment that we receive the order, which cannot be cancelled. Orders are accepted without obligation to deliver the order in full in one delivery.

Our commercial representatives are not authorised to agree additional terms verbally, or to provide verbal guarantees beyond those provided in the written contract. In the event of default or delayed payment, the Company will be entitled to suspend deliveries or cancel existing orders without any claim for damages from the customer.

In the event of a change in circumstances of the buyer, we reserve the right to cancel existing orders or to demand payment guarantees.

Our quotes do not amount to specifications; specifiers and professional installers are solely responsible for the choice of products according to their intended use, current regulations and recommended guidelines.

PRICE:

Deliveries are invoiced according to the conditions in place at the date of despatch. Prices are given without guarantee and they may be changed without notice subject to fluctuations in costs, VAT or other taxes, according to the prevailing economic conditions.

Price increases will be announced one month prior to their application, and they apply to quotes and orders in hand. Orders will be despatched free-of-charge for all deliveries within mainland UK, excluding express deliveries.

PAYMENTS:

Unless otherwise stated, prices quoted are ex-works and are exclusive of value added tax. All prices will be subject to any value added tax at the appropriate rate. Payment terms, subject to credit approval and prior agreement, are strictly 30 days from invoice date. According to individual credit conditions and/or insurance requirements The Company reserves the right to request payment in advance of despatch of goods on receipt of order. We do not give discounts for early payment.

The company understands and will exercise its statutory right to claim interest and compensation for debt recovery costs under the Late Payment of Commercial Debts (interest) Act 1998 legislation if invoices are not paid according to agreed credit terms.

In the case of late payment a cash payment may be required, replacing existing conditions.

We will not accept any set-off, only our assets have a legal value.

DELIVERY TIMES:

Despatch dates are indicative only and we shall not be liable for any delay or failure in carrying out our obligations where the delay or failure to deliver is caused by risks of manufacturing or where the cause is beyond our control. Delivery delay will not give rise to compensation payment or goods rejection.

SHIPPING:

Orders are sent to our distributors. We do not deliver to site. The buyer assumes responsibility for carriage and packing costs for deliveries outside mainland UK. The carrier is solely responsible for their delivery, and in the event of delay, missing items, damage or other dispute, the customer must indicate this via the delivery driver's paperwork (either electronically or in hard copy) AND follow up with written notification sent by recorded delivery within 24 hours. A copy of this letter must be addressed to us.

CLAIMS:

No claim will be allowed where the delay in reporting exceeds 8 days following receipt of the goods. The whole of the delivery cannot be rejected because of partial damages and shortages.

PROPERTY IN GOODS:

Notwithstanding any agreed terms of sale, the goods shall remain the property of the seller until payment is made in full. The failure to meet a payment deadline may result in the reclamation of these goods. The buyer assumes the risks of loss or damage, regardless of the means of delivery, as described in "DELIVERY TIMES" and "SHIPPING" above, as well as liability for the damage they might cause.

WARRANTY AND RESPONSIBILITY:

Our finished goods are warranted against any manufacturing defect for a period of 30 years, including electronic controls, excluding other electrical accessories (e.g. hand dryers, etc.) which have a 3-year warranty from the invoice date. This does not apply to products with an expiry date. Spare parts have a one-year warranty. This warranty is limited to replacement or repair of defective components as determined by our workshops in France but excludes the costs of spoilage, handling and carriage or compensation, whatever they are. We are not responsible for handling charges and the cost of returning products to our workshops.

Disasters or major water damage as a result of manufacturing defects are covered by our product and/or public liability insurance. Our warranty and responsibility does not include the following:

- installation that does not comply with the technical specification or current recommended guidelines;
- worn parts;
- non-compliance with installation, user and maintenance guides;
- other factors independent of our products' quality, for example: detergents or abrasive cleaning products, the action of hard water, foreign bodies (e.g. gravel, sand, iron filings, scale, etc.), chemical and electrolytic phenomenon;
- lack of supervision, poor storage or poor maintenance;
- product modifications or actions by the customer, or a third party, without our authorisation using non-DELABIE components and/or consumable items.
- products past their expiry date.

The water-tightness of connections, joints and the product housing is the responsibility of the professional responsible for installation, and must be guaranteed by them. Warranty excludes joints, valves, washers and rubber seals. However they would be supplied if the warranty application requires them. Any finishes other than chrome or nickel are also excluded from the warranty.

In the event that the product has been discontinued or manufacturing methods have changed and replacements are not available, similar alternative products will be offered. Replacement under warranty will not extend the duration of the original warranty. Legal warranty of latent defects applies in any event.

SPARE PARTS:

Spare parts and mechanisms that are essential to ensure the correct operation of our products will be held in stock for 50 years from the date of purchase. They are listed at the back of our catalogues.

RETURNS:

Goods may not be returned to us for credit without our prior written approval obtained by the buyer from the Company and they are received in a good state (determined by our goods inwards department). All transportation costs for returned goods must be paid by the buyer. Goods must be returned to our factory* with good protective packaging. Deliveries less than a month old will be refunded at the invoiced price. For deliveries older than one month, a deduction will be made for checking, handling and administration costs. A repair and re-stocking fee will apply where appropriate.

Product returns are not permitted in the following circumstances: discontinued products, specially manufactured products, technical or aesthetic evolution of the product since the date of purchase, scratched or damaged products, products purchased more than one year previously, products with an expiry date. If sent to DELABIE, those products outside the scope of returns will be immediately destroyed/recycled, and will not be returned to the customer.

The schedule of standard deductions is as follows:

- return less than 1 month: refund at invoiced price
- return between 1 and 3 months: deduction of 15%
- return between 3 months and 1 year: deduction of 30%
- return after 1 year: no refund possible.
- return without prior agreement: additional deduction of 5% of the value of the goods with a minimum value of £50 excl. VAT.

* DELABIE S.A.S.
18, rue du Maréchal Foch
80130 Friville Escarbotin – FRANCE

CLEANING - MAINTENANCE:

Clean with slightly soapy water only, using a soft cloth or sponge, rinse and dry thoroughly. Do not use abrasive or chlorine-based products (with a hydrochloric acid base), or dyes.

PHOTOGRAPHS AND DRAWINGS:

All photos, drawings or illustrations are for illustrative purposes only, without contractual obligation, and may be subject to change without notice. We reserve the right to modify designs and dimensions without notice and without recourse. This applies to all references, dimensions, information contained in various documents, catalogues, installation guides, price lists and websites, which can be modified or discontinued at any time without notice.

INTELLECTUAL PROPERTY AND USE OF CONTENT:

The content (including but not limited to the information, text, graphics, data, images, photos, visuals, videos and soundtrack, and the format of all these elements and our catalogues, websites, etc.) are protected under copyright and/or other intellectual property. The contents are the sole property of their respective editors. Any copying, reproduction, use, adaptation, alteration, modification, translation, dissemination, complete or partial, of content, whether they belong to DELABIE UK Limited or a third party which has granted the rights to DELABIE UK Limited, by any means whatsoever, is illegal except for the limiting rights that are granted below, and/or private copying for the exclusive use of the copier. The content presented in our communication and business tools may be subject to change without notice and are provided without warranty of any kind, express or implied, and cannot give rise to any right to compensation. Protected content may be specifically identified by the following copyright notices: © or "All rights reserved".

The names and logos appearing in our catalogues and websites are registered trademarks. These distinctive marks are the exclusive property of DELABIE UK Limited or third parties who have granted the rights to DELABIE UK Limited. Any use, complete or partial reproduction, or imitation of these marks is prohibited without prior express consent of DELABIE UK Limited.

Alteration and modification of the contents or their use for any purpose other than that authorised, constitute an infringement of DELABIE UK Limited's, or a third party's, property rights. With the following limitations, DELABIE UK Limited grants you the right to download and distribute the content:

- where the download function exists
- for non-commercial purposes
- in good faith
- for maintaining the proprietary notices intact, and for the publication or posting of existing content online, if such information is stated. This right should in no way be interpreted as a trademark or copyright license for the aforementioned content.

PERSONAL DATA PROTECTION:

In line with the General Data Protection Regulation (GDPR), DELABIE is doing everything necessary to limit to a bare minimum the collection of personal data, and its conservation and ensure its protection. DELABIE only uses this data for its own use for purposes of information and commercialisation of its products. It is not, under any circumstances, given to third parties.

The right of access, rectification, removal and opposition to the processing in addition to the limitation and transferability of your data is possible on request to our Data Protection Officer (DPO) at DELABIE via email (dpo@delabie.fr) or recorded delivery with a photocopy of a photo ID to the following address: DELABIE, Henderson House, Hithercroft Road, Wallingford, OX10 9DG.

To improve our services and for training purposes, calls to DELABIE may be recorded. These recordings will not be retained, and will be systematically deleted within a maximum period of 48 hours.

TERRITORIAL EXCLUSIVITY:

Our wholesalers are authorised to sell in the UK and its offshore territories. For all other countries, the Company has entered into exclusive agreements with import and distribution companies.

In this context, our UK customers cannot sell our products outside their national borders unless they have express agreement from us.

JURISDICTION:

These terms of business are governed by English and Welsh law. Acceptance of an order in stock constitutes a contract under English and Welsh law. All disputes arising from the contract in connection with these terms shall be subject to the exclusive jurisdiction of the English Court, even if there is an appeal and there are multiple defendants, and regardless of the delivery location or stipulated payment. The Company may vary these terms of business from time to time by giving you reasonable written notice. All clauses to the contrary will be considered void by the mere fact of having dealt with our company.

AVAILABLE CATALOGUES:




DOC 609UK: Water Controls for Public and Commercial Places

DOC 900UK: Water Controls for Healthcare Facilities and Retirement Homes

DOC 950UK: Accessibility and Independence - Hygienic Accessories for Public and Commercial Places

DOC 750UK: Stainless Steel Sanitary Ware

DOC 200UK: Water Controls for Professional Catering



DELABIE

Delabie UK Ltd
Reg No: 1764854 England
Reg Office: Henderson House
Hithercroft Road, Wallingford, Oxon
OX10 9DG



UK RECOMMENDED PRICE EXCL. VAT
FROM 01/01/2024



DOC 001UK - 11/2023